

2020/21

peronda

Pasión por el detalle

passion for detail

Peronda con el planeta / ESPAÑOL

Seamos claros. El planeta tierra está en peligro. Generación de gases de efecto invernadero, quema de combustibles fósiles, deforestación de selvas y bosques, alta producción de residuos... en definitiva, prácticas que están generando un calentamiento global con devastadoras consecuencias a corto, medio y largo plazo.

En Peronda lo sabemos, y no vamos a quedarnos parados mientras todo esto ocurre. Por ello, con la finalidad de conseguir una producción más “verde”, hemos caracterizado nuestro proceso de fabricación en innovador, eficiente y sostenible con el medioambiente.

Nuestra visión es seguir fabricando baldosas cerámicas cada vez más eficientes e innovadoras, aplicando para ello las tecnologías más avanzadas existentes con el objetivo principal de reducir los impactos ambientales generados demostrando nuestro respeto por el planeta en el que vivimos, para que las futuras generaciones puedan seguir disfrutando de él.

Gracias a ello nuestro proceso de producción se caracteriza por:



Eficiencia energética

Optimización de todas las etapas del proceso productivo, que se traduce en una optimización de la energía consumida y en un aumento de la eficiencia.

La empresa se caracteriza por realizar constantes inversiones, aplicando las tecnologías más avanzadas, destinadas al aumento de la eficiencia del proceso de producción, que se traduce en una disminución de las materias primas y combustibles utilizados. Con este objetivo se consigue un proceso de alta rentabilidad energética, donde la relación energía consumida por metro cuadrado fabricación disminuye día a día, logrando optimizar la energía consumida y las materias primas arcillosas utilizadas. Esto se traduce en una disminución de la explotación de los recursos naturales, lo que favorece la no extinción de flora y fauna, empobrecimiento de los suelos, etc., y se asegure la sostenibilidad con el tiempo para que futuras generaciones puedan contar con estos recursos.



Emisiones atmosféricas

Reducción de las emisiones de CO2 a la atmósfera y cumplimiento del Protocolo de Kioto debido a la alta eficiencia energética del proceso productivo.

Con el fin de dar cumplimiento al Protocolo de Kioto, uno de los objetivos principales de la empresa es la reducción de las emisiones de CO2 a la atmósfera y de este modo contribuir de forma positiva a la lucha contra el cambio climático. La reducción del consumo de gas natural durante la producción de las baldosas cerámicas se traduce en una disminución de las emisiones de CO2 y por lo tanto en una disminución del calentamiento global del planeta y del conocido “efecto invernadero”. Todo ello se consigue debido a la aplicación de las tecnologías más avanzadas que hacen del proceso de producción de la empresa un proceso muy eficiente energéticamente.



Gestión de residuos

Minimización de los impactos ambientales generados durante nuestro proceso de producción.

Como todo proceso de producción, la fabricación de baldosas cerámicas genera una serie de residuos, que son gestionados mediante gestores autorizados, reduciéndose de este modo los impactos medioambientales asociados



Gestión integrada

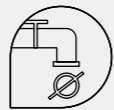
Los residuos de envases de cartón son gestionado a través de un sistema de gestión integrado. Para este fin, PERONDA GROUP esta adherida a la organización medioambiental ECOEMBES, organización sin ánimo de lucro que promueve la sostenibilidad y el cuidado del medioambiente a través del reciclaje.



Reutilización de los recursos

Reutilización en el proceso productivo de las aguas residuales generadas y del polvo atomizado y tiesto crudo, reduciéndose el consumo de materias primas.

Durante las distintas etapas del proceso de fabricación de baldosas cerámicas, se generan grandes cantidades de agua residual industrial y materia prima arcillosa denominada “rechazo”. Antes de convertirse en residuos son recursos naturales denominados agua y arcilla, cuya extracción se realiza directamente del planeta en que vivimos. Gracias a la reutilización de estos residuos generados en el proceso de fabricación, se disminuye el consumo tanto de agua como de materia prima arcillosa, con lo que se disminuyen las explotaciones para conseguir los recursos naturales utilizados, aumentando su sostenibilidad con el tiempo para que generaciones futuras puedan optar a ellos.



Vertido cero

Durante el proceso productivo existe vertido cero de las aguas residuales generadas.

La generación de las aguas residuales es un aspecto medioambiental significativo en el proceso de fabricación de baldosas cerámicas. Se debe principalmente a las operaciones de limpieza y aplicación de los esmaltes. El tratamiento que reciben estas aguas residuales es su reutilización en el proceso de producción debido a que se utiliza como materia prima en la preparación de las materias primas arcillosas necesarias para el conformado del soporte cerámico, debido a que se preparan mediante un proceso de atomización previa molturación vía húmeda. Por lo tanto no existe vertido de aguas residuales, que se conoce como vertido cero.



Vida útil

Las baldosas cerámicas son uno de los materiales de la construcción de mayor vida útil, reduciendo de este modo el volumen de residuos generados.

La vida útil de una baldosa cerámica se estima en 50 años, con lo que se consigue que el impacto ambiental asociado a cada una de ellas sea bajo. La larga vida útil que presentan se traduce en una disminución de los residuos sólidos o de demolición generados. Además, y debido a que es inerte, no requiere de consumos energéticos para su correcto funcionamiento cuando está instalada en cualquier edificio, con lo que se disminuyen aún más los impactos medioambientales asociados.

Peronda's commitment to the planet / ENGLISH

Let's be blunt. Planet Earth is in jeopardy with the generation of greenhouse gases, the burning of fossil fuels, the deforestation of woodlands and jungles, and huge amounts of generated waste. These are all practices that contribute to global warming, with devastating short, mid and long-term effects.

At Peronda we are aware of this situation, and we have no intention of standing by and just letting it happen. That is why we have developed an innovative, efficient, environmentally sustainable manufacturing process in order to ensure “greener” systems.

We wish to develop increasingly innovative efficient ceramic tiles, taking advantage of cutting-edge technology with the prime goal of reducing our environmental impacts, hence demonstrating our care for the planet we live on so that future generations can continue to enjoy it.

Thanks to this commitment, our production process stands out for its:



Energy Efficiency

The optimization of all stages of the production process, leading to optimized energy consumption and increased efficiency.

One distinguishing feature of Peronda is its ongoing investment into the production process and hence reduce the consumption of raw materials and fuel. The outcome is a process conspicuous for its high energy efficiency, with continuous savings on energy consumption per square metre of produced tiles, optimizing energy consumption and the clays used as raw materials. This leads to a reduction in harvested natural resources, helping to prevent the extinction of flora and fauna and land degradation while also contributing to sustainability so that future generations can count on these resources



Atmospheric emissions

A reduction in CO2 atmospheric emissions and compliance with the Kyoto Protocol due to the high energy efficiency of the production process.

In order to comply with the Kyoto Protocol, one of the company's main goals is to reduce CO2 atmospheric emissions, thus helping to combat climate change. A reduction in the consumption of natural gas during the tile manufacturing process leads to a drop in CO2 emissions and, by extension, it helps to slow down the global warming caused by greenhouse gas emissions. All this is achieved by using cutting-edge technologies so that the company's production process is a highly energy efficient one.



Waste management

The minimization of all environmental impacts from the production process.

Like all production processes, a series of waste materials are generated during the tile manufacturing process. These are managed by authorized waste management agencies, hence reducing associated environmental impacts.



Integrated management

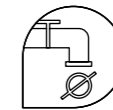
The waste from all cardboard packaging is processed using an integrated management system. For this purpose, PERONDA GROUP is a member of ECOEMBES, a non-profit environmental organization that promotes sustainability and environmental care through recycling.



The re-use of resources

Re-using wastewater, particles of powder and unfired waste clay in the production process, hence reducing the consumption of raw materials.

During the different stages of the tile manufacturing process, large amounts of industrial wastewater and reject clays are generated. They are the waste products of two natural resources—water and clay-, harvested from the planet on which we live. By re-using these waste products from the production process, savings on water consumption and clay raw materials are achieved, thus reducing the amount of natural resources that need to be harvested and helping to conserve them for future generations.



Zero discharge

Zero discharge of wastewater during the production process.


Wastewater generation is an important environmental factor in ceramic tile manufacturing. This wastewater mainly comes from cleaning operations and the glazing process. Peronda re-uses wastewater in the production process as a raw material in the preparation of the clay materials used to make the tile bodies of its products, involving wet-milling and spray-drying processes. This means that there is no discharge of wastewater, technically known as zero discharge.



Service life

Ceramic tiles are one of the building materials with the longest service life, thus reducing the amount of waste that is generated.

Ceramic tiles have an estimated service life of 50 years, and so each tile has a low environmental impact. This long service life leads to a decrease in generated solid waste or debris from demolitions. Moreover, because ceramic tiles are inert products, they require no energy consumption once they have been laid in buildings, further minimizing the associated environmental impacts.



SHAPED TECH

Real precision by Peronda

Natural

Las texturas, los recovecos, las vetas que crea la naturaleza son caprichosas, y esa es la fuente de su belleza. No hay dos iguales, y en su singularidad radica su belleza.

La pasión por la búsqueda del detalle ha llevado a Peronda a desarrollar una tecnología capaz de reproducir la naturaleza en su máxima expresión, que es captando hasta el mínimo detalle.

Los relieves son creados con tecnología digital perfectamente coordinada con la impresión gráfica para generar las piezas más naturales vistas en cerámica.

Preciso

Donde ponemos el relieve ponemos la tinta. La precisión con la que imprimimos nuestras piezas es milimétrica, pues relieve y gráfica casan a la perfección para obtener un resultado técnicamente inmejorable.

Real

Nada de ilusiones ópticas, esto es real. Lo que ves y lo que tocas es lo mismo. La veta está donde está el relieve y viceversa. Lo que siempre quisimos en cerámica, ahora lo consigue Peronda.

Natural

The textures, sinuosity and veining found in nature all follow capricious rules, and it is this random nature that makes them so very lovely. Nothing is ever identical and this singularity is the secret to nature's beauty.

Peronda's passion for detail has led it to develop technology able to reproduce nature in its maximum of expressions, captured down to the tiniest of details.


Digital technology is used to create textures that coincide perfectly with the printed pattern, leading to some of the most natural looking designs ever to be seen on ceramic tiles.

Precise

Our printing inks reach each and every part of the printed texture. The tiles are printed with absolute precision, carefully marrying the design with the corresponding texture to unparalleled technical effect.

Real

There are no optical illusions. Everything is real. What you see and what you touch are one and the same thing. The printed veins coincide perfectly with the texture. Everything you have always longed for in ceramic tiles has now been achieved by Peronda.



Usos ilimitados. Misma superficie

¿Imaginas poder tener un mismo suelo con iguales cualidades en todos los espacios de tus proyectos? El acabado All in one aúna suavidad y antideslizamiento. Ahora no hay por qué elegir, puedes tenerlo todo en un único producto.

Unlimited purposes. Same surface

Can you imagine having the very same flooring with identical features in every single space of your project? All in one finish brings softness and anti slip treatment together. There is no need to choose any more. You can have it all in just one product.

Mayor suavidad... y limpieza

Hasta ahora, las zonas húmedas estaban condenadas a la rugosidad. Ahora son más agradables y fáciles de limpiar gracias a la suavidad que nos aporta este nuevo acabado de Peronda.

More softness... and cleanliness

Up to now, humid areas were doomed to roughness. They are nicer and easier to clean now thanks to the softness this brand-new Peronda's finish brings us.

Menor stock

El nuevo acabado All in one de Peronda es la mejor manera de optimizar el negocio, al permitirnos reducir stocks con este producto All in one. Con solo una referencia, somos capaces de satisfacer las diversas necesidades técnicas de tus proyectos.

Less stock

Peronda's new finish All in one is the best way to optimise business, for it lets us reduce the stock by using this all-in-one product. Just with one reference, we can satisfy the many technical needs of your project.

Mayor armonía

Ya podemos salir del salón a la terraza sin depender de los formatos ni de los tonos. La colocación del material sin límites nos aporta esa sensación de continuidad estética que tanto nos gusta.


More harmony

We can already come out on the terrace regardless of neither formats nor tones. Unlimited ways of placing materials gives us a feeling of aesthetic continuation we really like.

ALL IN ONE

Antislip Soft. Unlimited purposes





HONED

The value of the passing of time

Eterno

Brillo satinado irregular que nos evoca el resultado del paso del tiempo sobre una superficie noble. La belleza de los elementos que cuanto más envejecen mayor valor tienen, más bonitos son, más historias atesoran.

Todo ello ligado a un tacto especialmente suave que transforma cualquier interior en un lugar especial, cálido, donde nos sentimos cómodos y seguros.

Eternal

Uneven polished brightness evoking the result of the passing of time on a fine surface. The beauty of elements that the more they get old, the more value they have, the more beautiful they are and the more number of stories they treasure.

All of this is bound to quite a soft touch that turns any indoor area into a special, warm place where we feel safe and comfortable.





MADE OFF peronda 4D

El futuro cerámico no es qué. Es cómo.

4D TECH es el sistema de producción cerámica más innovador del mercado. Un nuevo estándar para la máxima calidad.

El nuevo Peronda de siempre

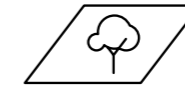
Nueva tecnología, mismos valores. 4DTECH aporta mayor precisión, versatilidad y eficiencia sin olvidar la calidad y la sostenibilidad.

With technology as our ace card

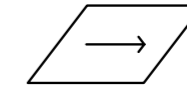
4D TECH is the most innovative tile manufacturing system on the market, raising standards in a bid to achieve maximum quality.

A new yet familiar Peronda

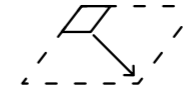
New technology but still the same values. 4DTECH ensures greater precision, versatility and efficiency, not to mention quality and sustainability.



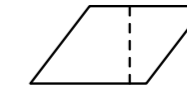
MAYOR NATURALIDAD
A more natural appearance



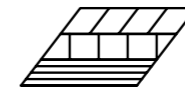
FABRICACIÓN EN PLANO CONTINUO
Continuous production process



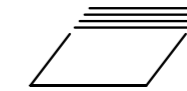
PIEZAS DE MAYOR TAMAÑO
Larger formats



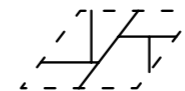
CORTE POR CUCHILLA EN CRUDO
Tiles cut while unfired



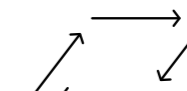
DECORACIÓN DIGITAL EN MASA
Through-body digital decoration



MEJOR DECORACIÓN DIGITAL SUPERFICIAL
Improved digital surface décor



VARIEDAD DE FORMATOS
More widely assorted formats



ECOLOGÍA
Eco-friendly



VARIEDAD DE ESPESORES
Varying thicknesses



DURABILIDAD
Durability

MÁS ES MÁS

Nuevos formatos, no solo más grandes si no también más variedad de tamaños. Nuevos formatos hasta ahora impensables en cerámica.

DETALLES NUNCA VISTOS

La nueva tecnología 4DTECH confiere a los productos una precisión hasta ahora desconocida. Mayor definición en los detalles y unos efectos que siguen mejorando la realidad que nos inspira.

CREATIVIDAD SIN LIMITES

Las colecciones desarrolladas con las capacidades 4DTECH elevan el diseño a una nueva dimensión gracias a nuevas posibilidades matéricas y estéticas con las que enriquecer los productos.

APOSTAR POR LA INNOVACIÓN

Con la implantación de la nueva tecnología 4DTECH Peronda demuestra una vez más estar a la cabeza de la innovación en la industria cerámica garantizando así su crecimiento, siempre fiel a la máxima calidad.

EVEN MORE FORMATS

New formats – not just bigger ones but more widely assorted sizes. New sizes that were hitherto unconceivable in ceramic tiles.

SIMPLY AMAZING DETAIL

With new 4DTECH technology, a hitherto impossible degree of precision has been achieved. Higher-definition finer details and effects that continue to improve on our real sources of inspiration.

LIMITLESS CREATIVITY

Collections developed with 4TECH and its improved technology break new ground in design, thanks to its new aesthetic and material-related potential for enriching products.

COMMITTED TO INNOVATION

With the arrival of new 4DTECH technology, Peronda has yet again demonstrated that it is a trailblazer in the introduction of tile innovations, hence guaranteeing its growth through an ongoing search for maximum quality.

dimension

definition

design

distinction

peronda.com

La Web de Peronda te ayuda a gestionar

En peronda creemos que lo importante de nuestra web es que sea útil para nuestros clientes. Queremos que tengan toda la información para gestionar su negocio de una manera óptima, pudiendo dar respuesta a todas sus necesidades en tiempo real. Por ello ponemos a disposición de todos, en abierto, la siguiente información descargable:

- ✓ Fichas técnicas
- ✓ Ambientes
- ✓ Renderizados 3D
- ✓ Diseños de los productos
- ✓ Últimas tecnologías
- ✓ Vídeos
- ✓ Catálogos
- ✓ Packing

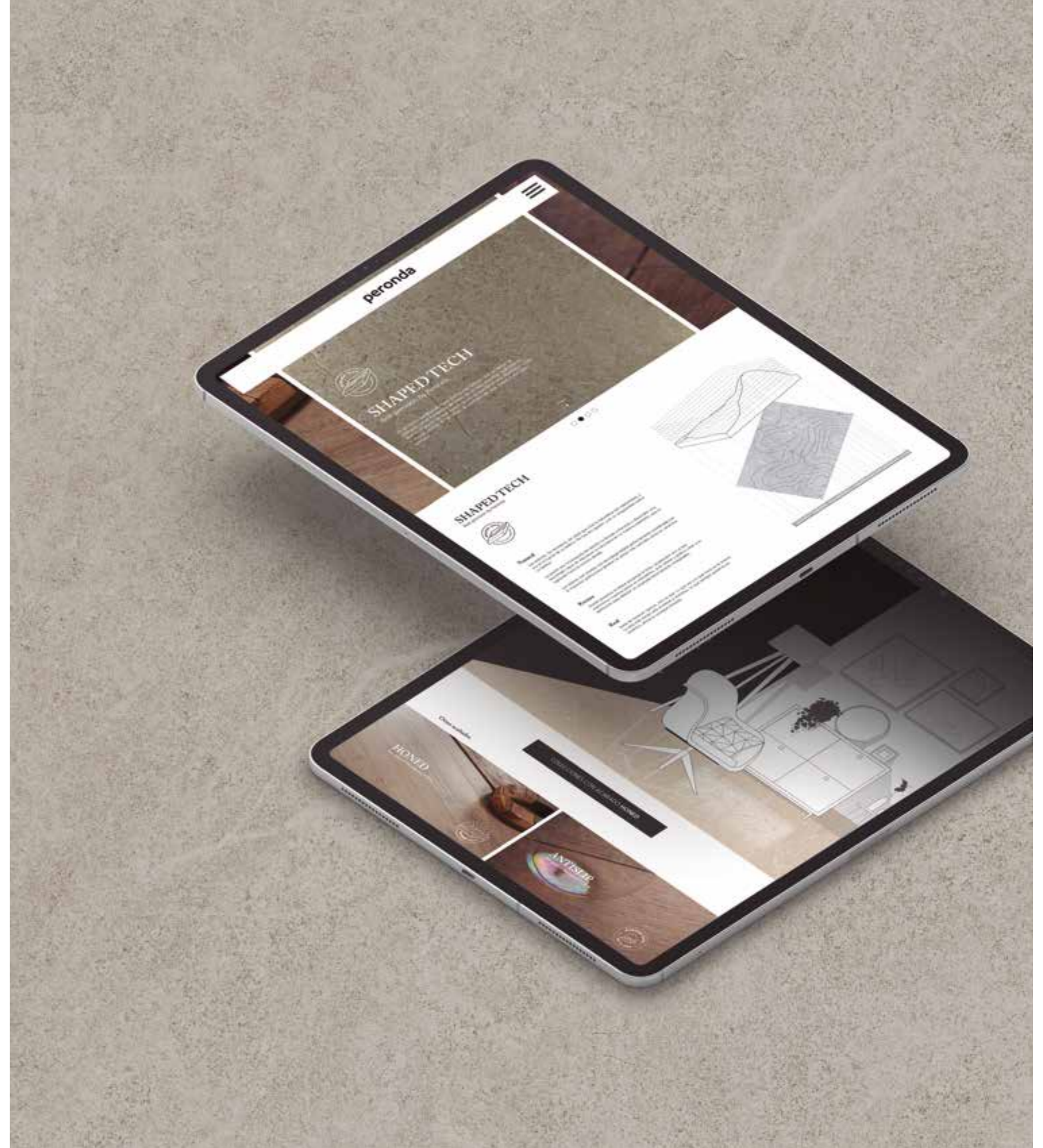
Para disponer de información actualizada del stock de todos nuestros productos ponte en contacto con nuestro responsable comercial y te facilitaremos usuario y contraseña para acceder al área privada de la web.

Peronda's website helps you manage

At Peronda we believe that the important thing about our website is that it could be useful for our customers. We want them to have all the information to be able to manage their business in an optimal way, being able to respond to all their needs in real time. That is why we make the following downloadable information available for everyone:

- ✓ Data sheets
- ✓ Settings
- ✓ 3D renderings
- ✓ Design of products
- ✓ Latest technologies
- ✓ Vídeos
- ✓ Catalogues
- ✓ Packing

To obtain updated information on the stock of all our products, please contact our commercial manager and we will provide you with a username and a password to access the private area



@peronda_official




@PerondaGroup



linkedin.com/company/peronda

Acabados Finishes



SHAPED_SP

Relieves creados de manera digital perfectamente coordinados con la impresión gráfica para generar las piezas más naturales nunca vistas en cerámica.

Reliefs are created via digital technology perfectly coordinated with graphic printing to generate the most natural pieces ever seen in ceramic.



ALL IN ONE_AS

Usos ilimitados, misma superficie.

El acabado All in one aúna suavidad y antideslizamiento. Ahora no hay por qué elegir, puedes tenerlo todo en un único producto.

Unlimited purposes, same surface.

All in one finish brings softness and anti slip treatment together. There is no need to choose any more. You can have it all in just one product.



HONED_HO

Brillo satinado irregular que nos evoca el resultado del paso del tiempo sobre una superficie noble.

Uneven polished brightness evoking the result of the passing of time on a fine surface.

NATURAL_NT

Acabado inherente al producto cerámico cuidando los atributos naturales del mismo para potenciar el detalle de su gráfica.

The tile's natural finish, conserving all its natural characteristics so as to enhance the details of its pattern.

SOFT_SF

Acabado suave y sofisticado en superficies mates de fácil limpieza que enfatiza el detalle del producto.

A soft sophisticated matt finish, conceived to enhance the features of the tile design, on an easy-to-clean surface.

LAPADO_LA

Superficies semipulidas que aportan brillo natural a cualquier tipo de espacio.

A semi-polished surface that brings a natural shine to all settings where it is used.

ANTISLIP_A

Porcelánicos de aspecto mate y una delicada textura con características antideslizante.

Matt porcelain tiles with a delicate texture and non-slip grip.

BUSH HAMMERED_BHMR

Suave relieve que confiere textura en superficies de aspecto mate y tacto único.

A matt surface with a gentle relief texture and unique feel.

ANTISLIP BUSH HAMMERED_ABHMR

Porcelánico antideslizante con rugosidad imperceptible al tacto.


Non-slip porcelain tiles, with a roughness imperceptible to the touch.

Aspectos / ÍNDICE


APPEARANCE / INDEX




BLANCOS
/ WHITE



CEMENTOS
/ CONCRETE



COLORES
/ COLORS



MADERAS
/ WOODS



MÁRMOLES
/ MARBLE



METAL
/ METAL



PIEDRAS
/ STONE



TEXTURAS
/ TEXTURES



VINTAGE
/ FS



CEMENTOS
/ CONCRETE

PAVIMENTO | FLOOR TILES

Colección Collection	Tipo de pasta Tile body	P.
ALLEY 4D	Porcelánico porcelain	54
FS RIALTO	Porcelánico porcelain	384
FS VENDOME	Porcelánico porcelain	410
GROUND	Porcelánico porcelain	100
GRUNGE FLOOR	Porcelánico porcelain	110
MITTE	Porcelánico porcelain	138
NATURE FLOOR	Porcelánico porcelain	164
PLANET	Porcelánico porcelain	174
SHARK	Porcelánico porcelain	190
URBAN	Porcelánico porcelain	198



MADERAS
/ WOODS

PAVIMENTO | FLOOR TILES

Colección Collection	Tipo de pasta Tile body	P.
ASPEN	Porcelánico porcelain	80
BOREAL	Porcelánico porcelain	86
ESSENCE	Porcelánico porcelain	94
GROVE	Porcelánico porcelain	106
LENK	Porcelánico porcelain	122
MORITZ	Porcelánico porcelain	142
MUMBLE	Porcelánico porcelain	148
UNIQUE	Porcelánico porcelain	196
WHISTLER	Porcelánico porcelain	208



PIEDRAS
/ STONE

PAVIMENTO | FLOOR TILES


Colección Collection	Tipo de pasta Tile body	P.
ALPINE 4D	Porcelánico porcelain	54
ALPINE FLOOR	Porcelánico porcelain	70
LUCCA 4D	Porcelánico porcelain	46
LUCCA FLOOR	Porcelánico porcelain	48
MITOLOGICA	Porcelánico porcelain	134
MYSTIC 4D	Porcelánico porcelain	156
NATURE FLOOR	Porcelánico porcelain	164
SATYA	Porcelánico porcelain	184
SHARK	Porcelánico porcelain	190



VINTAGE
/ FS

PAVIMENTO | FLOOR TILES

Colección Collection	Tipo de pasta Tile body	P.
FS ALORA	Gres single fired	318
FS ARTISAN	Gres single fired	320
FS AURORA	Gres single fired	324
FS BLUME	Gres single fired	330
FS BRETAGNE	Gres single fired	336
FS CHESTER	Gres single fired	338
FS DAMERO	Gres single fired	342
FS ETNA	Gres single fired	346
FS FAENZA	Gres single fired	350
FS IVY	Gres single fired	354
FS MARRAIS	Porcelánico porcelain	358
FS MARRAKECH	Gres single fired	360
FS MELVIN	Porcelánico porcelain	362
FS MIRAMBEL	Gres single fired	364
FS NORWICH	Porcelánico porcelain	368
FS OFELIA	Porcelánico porcelain	370
FS ORIGINAL	Gres single fired	372
FS RIALTO	Porcelánico porcelain	384
FS ROOTS	Gres single fired	386
FS SAJA	Gres single fired	392
FS SEATTLE	Porcelánico porcelain	394
FS SENA	Porcelánico porcelain	396
FS STAR	Gres single fired	398
FS TEMPLE	Gres single fired	406
FS VENDOME	Porcelánico porcelain	410
FS VENECIA	Porcelánico porcelain	412
FS YARD	Gres single fired	414



COLORES
/ COLOURS

PAVIMENTO | FLOOR TILES

Colección Collection	Tipo de pasta Tile body	P.
FS ETNA	Gres single fired	346
FS IVY	Gres single fired	354
FS MARRAIS	Porcelánico porcelain	358
FS ROOTS	Gres single fired	386
FS YARD	Gres single fired	414
HOUSE OF VANITY	Porcelánico porcelain	120



METAL
/ METAL

PAVIMENTO | FLOOR TILES


Colección Collection	Tipo de pasta Tile body	P.
BRASS	Porcelánico porcelain	90
MITTE	Porcelánico porcelain	138



BLANCOS
/ WHITE

REVESTIMIENTO | WALL TILES


Colección Collection	Tipo de pasta Tile body	P.
DONNA	pasta blanca white body	230
FROZEN	pasta blanca white body	236
LACCIO	pasta blanca white body	256
PURE	pasta blanca white body	282
SENSE	pasta blanca white body	300



COLORES
/ COLORS

REVESTIMIENTO | WALL TILES

Colección Collection	Tipo de pasta Tile body	P.
FS RAKU	pasta blanca white body	378
GRANNY	pasta blanca white body	242
PALETTE	pasta blanca white body	276



PIEDRAS
/ STONE

REVESTIMIENTO | WALL TILES

Colección Collection	Tipo de pasta Tile body	P.
ALPINE WALL	pasta blanca white body	216
DANUBIO	pasta blanca white body	228
ERTA	pasta blanca white body	234
NATURE WALL	pasta blanca white body	266
STONEHILL	pasta blanca white body	304
VIBRATO	pasta blanca white body	308



VINTAGE
/ FS

REVESTIMIENTO | WALL TILES

Colección Collection	Tipo de pasta Tile body	P.
FS MUD	pasta blanca white body	50
FS RAKU	pasta blanca white body	378



CEMENTOS
/ CONCRETE

REVESTIMIENTO | WALL TILES

Colección Collection	Tipo de pasta Tile body	P.
BARBICAN	pasta blanca white body	224
DONNA	pasta blanca white body	230
GRUNGE WALL	pasta blanca white body	246
MITTE	pasta blanca white body	262
NATURE WALL	pasta blanca white body	266
SALINES	pasta blanca white body	296
STONEHILL	pasta blanca white body	304
VIBRATO	pasta blanca white body	308
VILLAGE WALL	pasta blanca white body	312



MÁRMOLES
/ MARBLE

REVESTIMIENTO | WALL TILES

Colección Collection	Tipo de pasta Tile body	P.
ALPINE WALL	pasta blanca white body	216
METROPOLITAN WALL	pasta blanca white body	260



TEXTURAS
/ TEXTURES

REVESTIMIENTO | WALL TILES

Colección Collection	Tipo de pasta Tile body	P.
ORIENT	pasta blanca white body	272
PALETTE	pasta blanca white body	276
SENSE	pasta blanca white body	300

Aplicación / ÍNDICE

Application / INDEX

R9

DIN-51130

Colección Collection	Acabado Finished	P.
ALLEY 4D	Natural	54
ASPEN	Natural	80
BOREAL	Natural	86
BRASS	Lapado	90
ESSENCE	Natural	94
FS ALORA	Natural	318
FS ARTISAN	Natural	320
FS AURORA	Natural	324
FS BLUME	Natural	330
FS BRETAGNE	Natural	336
FS CHESTER	Natural	338
FS DAMERO	Natural	342
FS ETNA	Natural	346
FS FAENZA	Natural	350
FS IVY	Natural	354
FS MARAIS	Natural	358
FS MARRAKECH	Natural	360
FS MELVIN	Natural	362
FS NORWICH	Natural	368
FS ORIGINAL	Natural	372
FS RIALTO	Natural	384
FS ROOTS	Natural	386
FS SEATTLE	Natural	394
FS SENA	Natural	396
FS STAR	Natural	398
FS TEMPLE	Natural	406
FS VENDOME	Natural	410
FS YARD	Natural	414
GROUND	Lapado	100
GROUND	Soft	100
GROVE	Natural	106
HOUSE OF VANITY	Natural	120
MITOLOGICA	Natural	134
MITTE	Natural	138

R10

DIN-51130

Colección Collection	Acabado Finished	P.
BRASS	Natural	90
FS ARTISAN	Natural	320
FS CHESTER	Natural	338
FS MIRAMBEL	Natural	364
FS OFELIA	Natural	370
FS ORIGINAL	Natural	372
GROUND	Soft	100
MYSTIC 4D	Bush Hammered	156
NATURE FLOOR	Soft	164
PLANET	Natural	174
SHARK	Natural	134
URBAN	Soft	198

Colección Collection	Acabado Finished	P.
MORITZ	Natural	142
MUMBLE	Natural	148
MYSTIC 4D	Natural	156
PLANET	Lapado	174
PLANET	Soft	174
SATYA	Natural	184
SHARK	Lapado	190
UNIQUE	Natural	196
URBAN	Lapado	198
WHISTLER	Natural	208

R11

DIN-51130

Colección Collection	Acabado Finished	P.
ALLEY 4D	Antislip Bush Hammered	54
ALPINE FLOOR	All in One	70
ASPEN	Antislip Natural	80
BOREAL	Antislip Natural	86
ESSENCE	Antislip Natural	94
FS VENECIA	Natural	412
GRUNGE FLOOR	All in One	110
LENK	All in One	122
LUCCA FLOOR	All in One	48
MORITZ	Antislip Natural	142
MUMBLE	Antislip Natural	148
NATURE FLOOR	Soft	164
NATURE FLOOR	Antislip Bush Hammered	164
SATYA	Antislip Natural	184
WHISTLER	Antislip Natural	208

R12

DIN-51130

Colección Collection	Acabado Finished	P.
GROUND	Antislip Natural	100
MYSTIC 4D	Antislip Bush Hammered	156
PLANET	Antislip Natural	174
URBAN	Antislip Natural	198

A

DIN-51097

Colección Collection	Acabado Finished	P.
MYSTIC 4D	Natural	156

A+B

DIN-51097

Colección Collection	Acabado Finished	P.
ASPEN	Antislip Natural	80
BOREAL	Antislip Natural	86
BRASS	Natural	90
ESSENCE	Antislip Natural	94
FS ARTISAN	Natural	320
FS CHESTER	Natural	338
FS MIRAMBEL	Natural	364
FS OFELIA	Natural	370
FS ORIGINAL	Natural	372
FS VENECIA	Natural	412
GROUND	Soft	100
MORITZ	Antislip Natural	142
MYSTIC 4D	Bush Hammered	156
NATURE FLOOR	Soft	164
PLANET	Natural	174
PLANET	Soft	174
SATYA	Natural	184
SHARK	Natural	190
URBAN	Soft	198
WHISTLER	Antislip Natural	208

A+B+C

DIN-51097

Colección Collection	Acabado Finished	P.
ALLEY 4D	Antislip Bush Hammered	54
ALPINE FLOOR	All in one	70
GROUND	Antislip Natural	100
GRUNGE FLOOR	All in One	110
LENK	All in One	122
LUCCA FLOOR	All in One	48
MUMBLE	Antislip Natural	148
MYSTIC 4D	Antislip Bush Hammered	156
NATURE FLOOR	Antislip Bush Hammered	164
PLANET	Antislip Natural	174
SATYA	Antislip Natural	184
URBAN	Antislip Natural	198

PTV

BS-7976-2

Colección Collection	Acabado Finished	P.
ALLEY 4D	Antislip Bush Hammered	54
ALPINE FLOOR	All in one	70
ASPEN	Antislip Natural	80
BOREAL	Antislip Natural	86
BRASS	Natural	90
ESSENCE	Antislip Natural	94
FS ALORA	Natural	318
FS ARTISAN	Natural	320
FS AURORA	Natural	324
FS CHESTER	Natural	338
FS DAMERO	Natural	342
FS IVY	Natural	354
FS MARAIS	Natural	358
FS MARRAKECH	Natural	360
FS MIRAMBEL	Natural	364
FS OFELIA	Natural	370
FS ORIGINAL	Natural	372
FS RIALTO	Natural	384
FS ROOTS	Natural	386
FS SENA	Natural	396
FS STAR	Natural	398
FS TEMPLE	Natural	406
FS VENDOME	Natural	410

Colección Collection	Acabado Finished	P.
FS VENECIA	Natural	412
FS YARD	Natural	414
GROUND	Soft	100
GROUND	Antislip Natural	100
GRUNGE FLOOR	All in One	110
LENK	All in One	122
LUCCA FLOOR	All in One	48
MORITZ	Antislip Natural	142
MUMBLE	Antislip Natural	148
MYSTIC 4D	Bush Hammered	156
MYSTIC 4D	Antislip Bush Hammered	156
NATURE FLOOR	Soft	164
NATURE FLOOR	Antislip Bush Hammered	164
PLANET	Natural	174
PLANET	Soft	174
PLANET	Antislip Natural	174
SATYA	Natural	184
SATYA	Antislip Natural	184
SHARK	Natural	190
URBAN	Soft	198
URBAN	Antislip Natural	198
WHISTLER	Antislip Natural	208

Clase 1

UNE-ENV -12633

Colección Collection	Acabado Finished	P.
ALLEY 4D	Natural	54
ALPINE	Shaped	60
ASPEN	Natural	80
BOREAL	Natural	86
BRASS	Lapado	90
ESSENCE	Natural	94
FS ALORA	Natural	318
FS ARTISAN	Natural	320
FS AURORA	Natural	324
FS BLUME	Natural	330
FS BRETAGNE	Natural	336
FS CHESTER	Natural	338
FS DAMERO	Natural	342
FS ETNA	Natural	346
FS FAENZA	Natural	350
FS IVY	Natural	354
FS MARAIS	Natural	358
FS MARRAKECH	Natural	360
FS MELVIN	Natural	362
FS NORWICH	Natural	368
FS ORIGINAL	Natural	372
FS RIALTO	Natural	384
FS ROOTS	Natural	386
FS SAJA	Natural	392
FS SEATTLE	Natural	394
FS SENA	Natural	396
FS STAR	Natural	398
FS TEMPLE	Natural	406
FS VENDOME	Natural	410
FS YARD	Natural	414
GROUND	Soft	100
GROVE	Natural	106
HOUSE OF VANITY	Natural	120
LUCCA 4D	SHAPED	46
MITOLOGICA	Natural	134

Colección Collection	Acabado Finished	P.
MITTE	Natural	138
MORITZ	Natural	142
MUMBLE	Natural	148
MYSTIC 4D	Natural	156
ORIENT	Natural	172
PLANET	Soft	174
SATYA	Natural	184
SHARK	Lapado	190
UNIQUE	Natural	196
URBAN	Soft	198
WHISTLER	Natural	208

Clase 2

UNE-ENV -12633

Colección Collection	Acabado Finished	P.
BRASS	Natural	90
FS CHESTER	Natural	338
FS MIRABEL	Natural	364
FS OFELIA	Natural	370
FS ORIGINAL	Natural	372
FS VENECIA	Natural	412
GROUND	Soft	100
GROUND	Lapado	100
MYSTIC 4D	Bush Hammered	156
NATURE FLOOR	Soft	164
PLANET	Natural	174
PLANET	Lapado	174
SHARK	Natural	190
SHARK	Lapado	190

Clase 3

UNE-ENV -12633

Colección Collection	Acabado Finished	P.
ALLEY 4D	Antislip Bush Hammered	54
ALPINE FLOOR	All in One	70
ASPEN	Antislip Natural	80
BOREAL	Antislip Natural	86
ESSENCE	Antislip Natural	94
GROUND	Antislip Natural	100
GRUNGE FLOOR	All in One	110
LENK	All in One	122
LUCCA FLOOR	All in One	48
MORITZ	Antislip Natural	142
MUMBLE	Antislip Natural	148
MYSTIC 4D	Antislip Bush Hammered	156
NATURE FLOOR	Antislip Bush Hammered	164
PLANET	Antislip Natural	174
SATYA	Antislip Natural	184
URBAN	Antislip Natural	198
WHISTLER	Antislip Natural	208

UPEC

QB UPEC

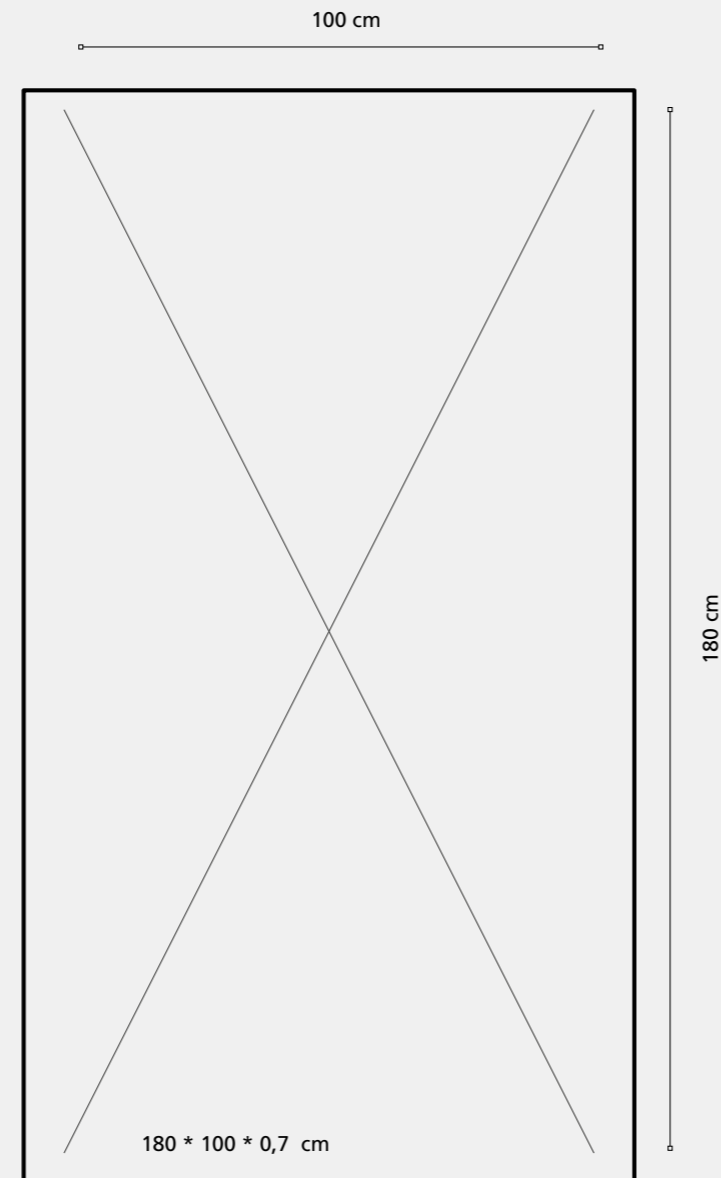
Colección Collection	Valor Value	P.
GROUND	U4 P4+ E3 C2	100
GROUND	U4 P3 E3 C2	100
GROUND	U4 P4 E3 C2	100
PLANET	U4 P3 E3 C2	174
PLANET	U4 P4 E3 C2	174
SATYA	U2S P3 E3 C2	174
SATYA	U2SP3E3C2	184
SATYA	U3 P3 E3 C2	184
SATYA	U3P3E3C2	184
SATYA	U3S P3 E3 C2	184
SHARK	U3 P3 E3 C2	190
SHARK	U3S P3 E3 C2	190
SHARK	U4 P4 E3 C2	190
URBAN	U4 P3 E3 C2	198
URBAN	U4 P4 E3 C2	198
URBAN	U4 P4+ E3 C2	198

Tamaños

/ ÍNDICE | Pavimento

Sizes / INDEX | Floor

Nuevo formato

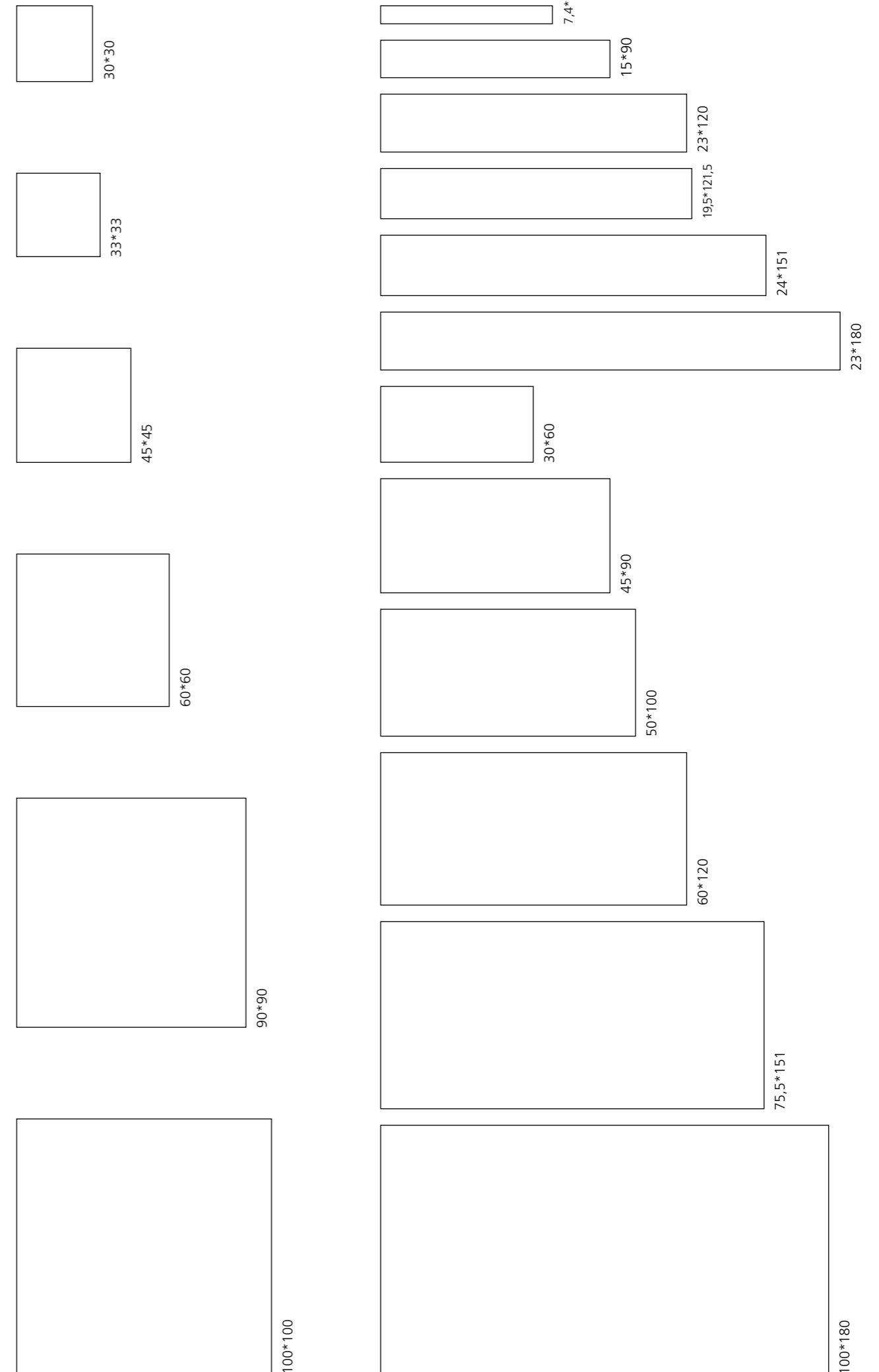


Lo nuevo de Peronda a mayor formato

La oferta de Peronda se completa con el formato 100x180 cm en espesor de 8 milímetros. Un formato que nos permite reducir en gran medida las juntas en los espacios y por tanto ganar en resultado estético. Todo ello sin renunciar a la comodidad logística puesto que es un formato apto para transportar en los ascensores de las viviendas y por tanto ideal para utilizarse en reformas de pisos en altura.

A larger format for Peronda's latest thing

Peronda's range of products is rounded off by an 8 mm-thick 100x180 cm format. Tiles in this format substantially reduce the number of joints, allowing for the creation of surfaces with a stronger visual appeal without relinquishing any logistical practicalities, since they fit in the lifts of communal buildings, making them ideal for apartment refurbishment projects.



PAVIMENTO | FLOOR

Formato Format cm	Formato Format inch	Colección Collection	P.
100 * 100 * 0,8	39 3/8 * 39 3/8 * 5/16	ALLEY 4D	54
100 * 100 * 0,8	39 3/8 * 39 3/8 * 5/16	ALPINE 4D	60
100 * 100 * 0,8	39 3/8 * 39 3/8 * 5/16	MYSTIC 4D	156
100 * 180 * 0,8	39 3/8 * 70 7/8 * 5/16	ALPINE 4D	54
100 * 180 * 0,8	39 3/8 * 70 7/8 * 5/16	LUCCA 4D	46
15 * 90 * 1	5 7/8 * 35 7/16 * 3/8	ESSENCE	94
15 * 90 * 1	5 7/8 * 35 7/16 * 3/8	MUMBLE	148
15 * 90 * 1	5 7/8 * 35 7/16 * 3/8	UNIQUE	196
15,5 * 100 * 0,8	6 1/8 * 39 3/8 * 5/16	ALLEY 4D	54
15,5 * 100 * 0,8	6 1/8 * 39 3/8 * 5/16	MYSTIC 4D	156
19,5 * 121,5 * 1	7 11/16 * 47 13/16 * 3/8	ASPEN	80
19,5 * 121,5 * 1	7 11/16 * 47 13/16 * 3/8	ESSENCE	94
19,5 * 121,5 * 1	7 11/16 * 47 13/16 * 3/8	GROVE	106
19,5 * 121,5 * 1	7 11/16 * 47 13/16 * 3/8	LENK	122
19,5 * 121,5 * 1	7 11/16 * 47 13/16 * 3/8	MUMBLE	148
19,5 * 121,5 * 1	7 11/16 * 47 13/16 * 3/8	UNIQUE	196
23 * 120 * 1,1	9 1/16 * 47 1/4 * 7/16	BOREAL	86
23 * 120 * 1,1	9 1/16 * 47 1/4 * 7/16	MORITZ	142
23 * 180 * 1,1	9 1/16 * 70 7/8 * 7/16	MUMBLE	148
24 * 100 * 0,8	9 7/16 * 39 3/8 * 5/16	ALLEY 4D	54
24 * 100 * 0,8	9 7/16 * 39 3/8 * 5/16	MYSTIC 4D	60
24 * 151 * 1	9 7/16 * 59 7/16 * 3/8	ESSENCE	94
24 * 151 * 1	9 7/16 * 59 7/16 * 3/8	LENK	122
24 * 151 * 1,1	9 7/16 * 59 7/16 * 7/16	WHISTLER	208
29 * 90 * 1	11 7/16 * 35 7/16 * 3/8	GROUND	100
29 * 90 * 1	11 7/16 * 35 7/16 * 3/8	NATURE FLOOR	164
29 * 90 * 1	11 7/16 * 35 7/16 * 3/8	PLANET	174
29 * 90 * 1	11 7/16 * 35 7/16 * 3/8	URBAN	198

PAVIMENTO | FLOOR

Formato Format cm	Formato Format inch	Colección Collection	P.
30 * 30 * 0,8	11 13/16 * 11 13/16 * 5/16	FS SEATTLE	394
30 * 60 * 1	11 13/16 * 23 5/8 * 3/8	FS VENECIA	412
30 * 60 * 1	11 13/16 * 23 5/8 * 3/8	GRUNGE FLOOR	110
30 * 60 * 1	11 13/16 * 23 5/8 * 3/8	PLANET	174
30 * 60 * 1	11 13/16 * 23 5/8 * 3/8	SHARK	190
33 * 33 * 0,83	13 * 13 * 5/16	HOUSE OF VANITY	120
33 * 33 * 0,83	13 * 13 * 5/16	MITOLOGICA	134
33 * 33 * 0,95	13 * 13 * 3/8	FS ARTISAN	320
33 * 33 * 0,95	13 * 13 * 3/8	FS CHESTER	338
33 * 33 * 0,95	13 * 13 * 3/8	FS ETNA	346
33 * 33 * 0,95	13 * 13 * 3/8	FS FAENZA	350
33 * 33 * 0,95	13 * 13 * 3/8	FS MIRAMBEL	364
33 * 33 * 0,95	13 * 13 * 3/8	FS NORWICH	368
33 * 33 * 0,95	13 * 13 * 3/8	FS SAJA	392
45 * 45 * 1,05	17 11/16 * 17 11/16 * 7/16	FS ALORA	318
45 * 45 * 1,05	17 11/16 * 17 11/16 * 7/16	FS AURORA	324
45 * 45 * 1,05	17 11/16 * 17 11/16 * 7/16	FS BLUME	330
45 * 45 * 1,05	17 11/16 * 17 11/16 * 7/16	FS BRETAGNE	336
45 * 45 * 1,05	17 11/16 * 17 11/16 * 7/16	FS CHESTER	338
45 * 45 * 1,05	17 11/16 * 17 11/16 * 7/16	FS DAMERO	342
45 * 45 * 1,05	17 11/16 * 17 11/16 * 7/16	FS IVY	354
45 * 45 * 1,05	17 11/16 * 17 11/16 * 7/16	FS MARRAKECH	360
45 * 45 * 1,05	17 11/16 * 17 11/16 * 7/16	FS ORIGINAL	372
45 * 45 * 1,05	17 11/16 * 17 11/16 * 7/16	FS ROOTS	394
45 * 45 * 1,05	17 11/16 * 17 11/16 * 7/16	FS STAR	398
45 * 45 * 1,05	17 11/16 * 17 11/16 * 7/16	FS TEMPLE	406
45 * 45 * 1,05	17 11/16 * 17 11/16 * 7/16	FS YARD	414
45 * 90 * 1	17 11/16 * 35 7/16 * 3/8	GROUND	100

PAVIMENTO | FLOOR

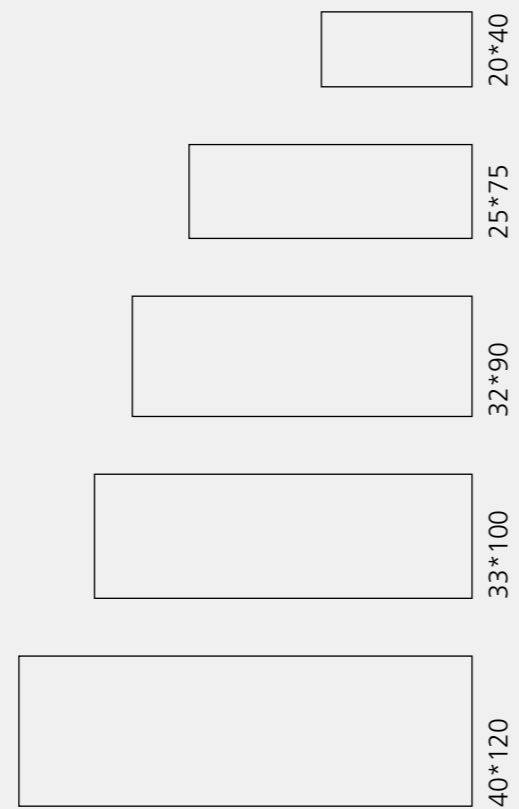
Formato Format cm	Formato Format inch	Colección Collection	P.
45 * 90 * 1	17 11/16 * 35 7/16 * 3/8	MITTE	138
45 * 90 * 1	17 11/16 * 35 7/16 * 3/8	PLANET	174
45 * 90 * 1	17 11/16 * 35 7/16 * 3/8	SHARK	190
45,2 * 45,2 * 1	17 13/16 * 17 13/16 * 3/8	FS MARAIS	358
45,2 * 45,2 * 1	17 13/16 * 17 13/16 * 3/8	FS OFELIA	370
45,2 * 45,2 * 1	17 13/16 * 17 13/16 * 3/8	FS RIALTO	384
45,2 * 45,2 * 1	17 13/16 * 17 13/16 * 3/8	FS SENA	396
45,2 * 45,2 * 1	17 13/16 * 17 13/16 * 3/8	FS VENDOME	410
45,2 * 45,2 * 1	17 13/16 * 17 13/16 * 3/8	FS VENECIA	412
45,6 * 45,6 * 0,8	17 15/16 * 17 15/16 * 5/16	GROUND	100
45,6 * 45,6 * 0,8	17 15/16 * 17 15/16 * 5/16	PLANET	174
45,6 * 45,6 * 0,8	17 15/16 * 17 15/16 * 5/16	URBAN	198
50 * 100 * 0,8	19 11/16 * 39 3/8 * 5/16	ALLEY 4D	54
50 * 100 * 0,8	19 11/16 * 39 3/8 * 5/16	MYSTIC 4D	156
60 * 120 * 1	23 5/8 * 47 1/4 * 3/8	ALPINE FLOOR	70
60 * 120 * 1	23 5/8 * 47 1/4 * 3/8	BRASS	90
60 * 120 * 1	23 5/8 * 47 1/4 * 3/8	GRUNGE FLOOR	110
60 * 120 * 1	23 5/8 * 47 1/4 * 3/8	LUCCA FLOOR	48
60 * 120 * 1	23 5/8 * 47 1/4 * 3/8	NATURE FLOOR	164
60 * 120 * 1	23 5/8 * 47 1/4 * 3/8	PLANET	174
60 * 120 * 1	23 5/8 * 47 1/4 * 3/8	SATYA	184
60 * 120 * 1	23 5/8 * 47 1/4 * 3/8	URBAN	198
60 * 60 * 1	23 5/8 * 23 5/8 * 3/8	ALPINE FLOOR	70
60 * 60 * 1	23 5/8 * 23 5/8 * 3/8	BRASS	90
60 * 60 * 1	23 5/8 * 23 5/8 * 3/8	FS VENECIA	412
60 * 60 * 1	23 5/8 * 23 5/8 * 3/8	GROUND	100
60 * 60 * 1	23 5/8 * 23 5/8 * 3/8	GRUNGE FLOOR	110
60 * 60 * 1	23 5/8 * 23 5/8 * 3/8	MITTE	138

PAVIMENTO | FLOOR

Formato Format cm	Formato Format inch	Colección Collection	P.
60 * 60 * 1	23 5/8 * 23 5/8 * 3/8	NATURE FLOOR	164
60 * 60 * 1	23 5/8 * 23 5/8 * 3/8	ORIENT	172
60 * 60 * 1	23 5/8 * 23 5/8 * 3/8	PLANET	174
60 * 60 * 1	23 5/8 * 23 5/8 * 3/8	SATYA	184
60 * 60 * 1	23 5/8 * 23 5/8 * 3/8	SHARK	190
60 * 60 * 1	23 5/8 * 23 5/8 * 3/8	URBAN	198
61,5 * 61,5 * 1	24 3/16 * 24 3/16 * 3/8	ORIENT	172
7,4 * 67,5 * 1,05	2 15/16 * 26 9/16 * 7/16	FS MELVIN	362
75,5 * 151 * 1,1	29 3/4 * 59 7/16 * 7/16	ALPINE FLOOR	70
75,5 * 151 * 1,1	29 3/4 * 59 7/16 * 7/16	GRUNGE FLOOR	110
75,5 * 151 * 1,1	29 3/4 * 59 7/16 * 7/16	NATURE FLOOR	164
75,5 * 151 * 1,1	29 3/4 * 59 7/16 * 7/16	PLANET	174
9,9 * 60 * 1	3 7/8 * 23 5/8 * 3/8	GROUND	100
9,9 * 60 * 1	3 7/8 * 23 5/8 * 3/8	NATURE FLOOR	164
9,9 * 60 * 1	3 7/8 * 23 5/8 * 3/8	PLANET	174
9,9 * 60 * 1	3 7/8 * 23 5/8 * 3/8	URBAN	198
90 * 90 * 1	35 7/16 * 35 7/16 * 3/8	ALPINE FLOOR	70
90 * 90 * 1	35 7/16 * 35 7/16 * 3/8	GROUND	100
90 * 90 * 1	35 7/16 * 35 7/16 * 3/8	GRUNGE FLOOR	110
90 * 90 * 1	35 7/16 * 35 7/16 * 3/8	LUCCA FLOOR	48
90 * 90 * 1	35 7/16 * 35 7/16 * 3/8	MITTE	138
90 * 90 * 1	35 7/16 * 35 7/16 * 3/8	NATURE FLOOR	164
90 * 90 * 1	35 7/16 * 35 7/16 * 3/8	PLANET	174
90 * 90 * 1	35 7/16 * 35 7/16 * 3/8	SATYA	184
90 * 90 * 1	35 7/16 * 35 7/16 * 3/8	SHARK	190
90 * 90 * 1	35 7/16 * 35 7/16 * 3/8	URBAN	198

Tamaños

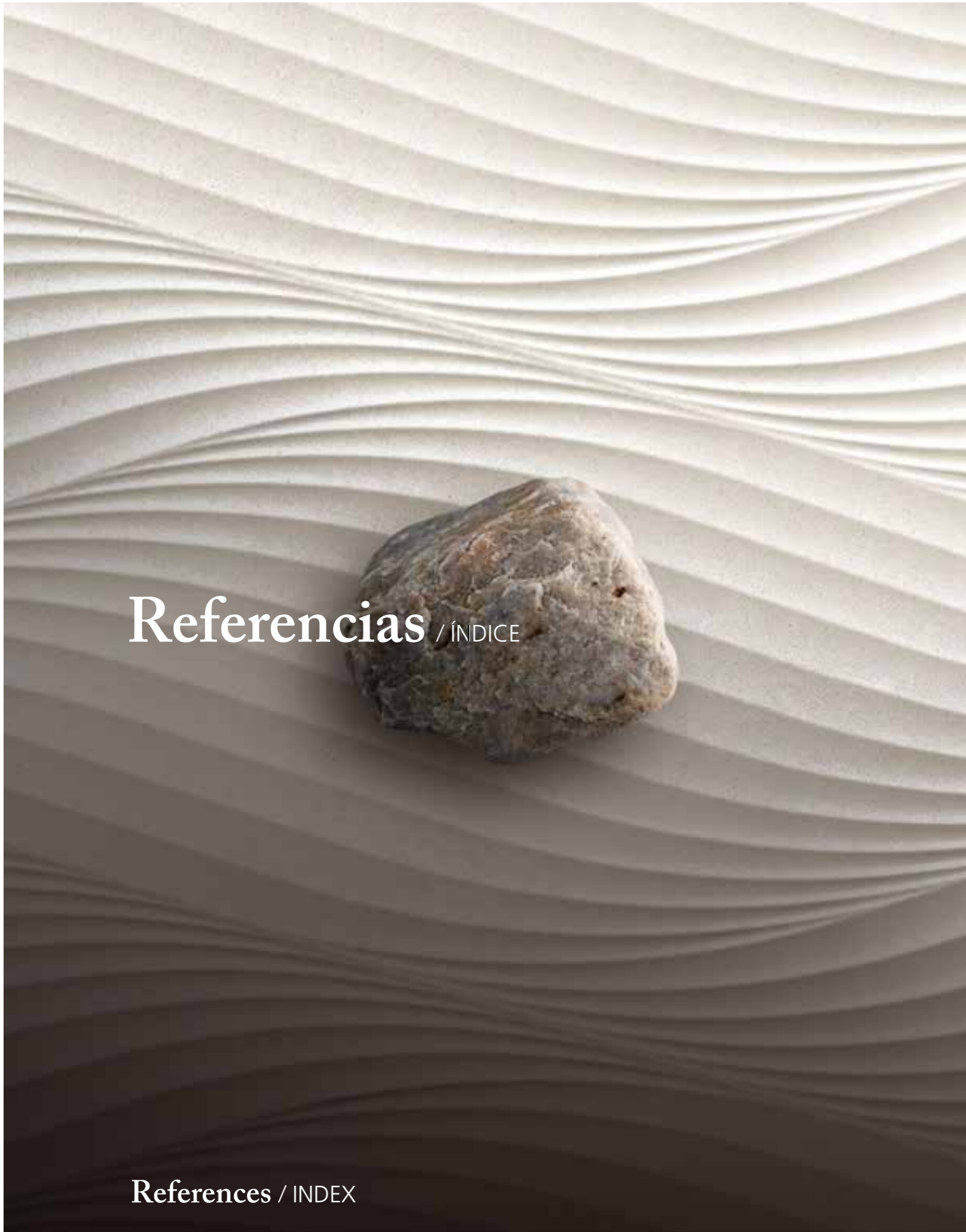
/ ÍNDICE Revestimiento



Sizes / INDEX | Wall

REVESTIMIENTO | WALL

Formato Format cm	Formato Format inch	Colección Collection	P.
10 * 100 * 0,7	6 1/8 * 39 3/8 * 1/4	FROZEN	236
15,5 * 100 * 0,7	6 1/8 * 39 3/8 * 1/4	PURE	282
20 * 40 * 1,03	7 7/8 * 15 3/4 * 3/8	FS MUD	50
20 * 40 * 1,03	7 7/8 * 15 3/4 * 3/8	FS RAKU	378
25 * 75 * 1,05	9 13/16 * 29 1/2 * 7/16	ERTA	234
25 * 75 * 1,05	9 13/16 * 29 1/2 * 7/16	GRANNY	242
25 * 75 * 1,05	9 13/16 * 29 1/2 * 7/16	GRUNGE WALL	246
25 * 75 * 1,05	9 13/16 * 29 1/2 * 7/16	MITTE	262
25 * 75 * 1,05	9 13/16 * 29 1/2 * 7/16	PURE	282
25 * 75 * 1,05	9 13/16 * 29 1/2 * 7/16	VIBRATO	308
32 * 90 * 1,05	12 5/8 * 35 7/16 * 7/16	ALPINE WALL	216
32 * 90 * 1,05	12 5/8 * 35 7/16 * 7/16	DANUBIO	228
32 * 90 * 1,05	12 5/8 * 35 7/16 * 7/16	FROZEN	236
32 * 90 * 1,05	12 5/8 * 35 7/16 * 7/16	GRUNGE WALL	246
32 * 90 * 1,05	12 5/8 * 35 7/16 * 7/16	LACCIO	256
32 * 90 * 1,05	12 5/8 * 35 7/16 * 7/16	METROPOLITAN WALL	260
32 * 90 * 1,05	12 5/8 * 35 7/16 * 7/16	NATURE WALL	266
32 * 90 * 1,05	12 5/8 * 35 7/16 * 7/16	ORIENT	272
32 * 90 * 1,05	12 5/8 * 35 7/16 * 7/16	PALETTE	276
32 * 90 * 1,05	12 5/8 * 35 7/16 * 7/16	PURE	282
33 * 91 * 1,05	13 * 35 13/16 * 7/16	DANUBIO	228
33 * 91 * 1,05	13 * 35 13/16 * 7/16	FROZEN	236
33 * 91 * 1,05	13 * 35 13/16 * 7/16	METROPOLITAN WALL	260
33 * 91 * 1,05	13 * 35 13/16 * 7/16	ORIENT	272
33 * 91 * 1,05	13 * 35 13/16 * 7/16	PURE	282
33,3 * 100 * 0,7	13 1/8 * 39 3/8 * 1/4	BARBICAN	224
33,3 * 100 * 0,7	13 1/8 * 39 3/8 * 1/4	DONNA	230
33,3 * 100 * 0,7	13 1/8 * 39 3/8 * 1/4	ERTA	234
33,3 * 100 * 0,7	13 1/8 * 39 3/8 * 1/4	FROZEN	236
33,3 * 100 * 0,7	13 1/8 * 39 3/8 * 1/4	PURE	282
33,3 * 100 * 0,7	13 1/8 * 39 3/8 * 1/4	SALINES	296
33,3 * 100 * 0,7	13 1/8 * 39 3/8 * 1/4	SENSE	300
33,3 * 100 * 0,7	13 1/8 * 39 3/8 * 1/4	STONEHILL	304
33,3 * 100 * 0,7	13 1/8 * 39 3/8 * 1/4	VILLAGE WALL	312
40 * 120 * 0,7	13 1/8 * 39 3/8 * 5/16	PURE	282
40 * 120 * 0,7	15 9/16 * 46 15/16 * 1/4	FROZEN	238
40 * 120 * 0,7	15 9/16 * 46 15/16 * 1/4	PURE	290
8 * 33 * 7 * 0,7	3 1/8 * 13 * 1/4	FROZEN	236
8 * 33 * 7 * 0,7	3 1/8 * 13 * 1/4	PURE	282



Referencias / ÍNDICE

References / INDEX

Artículo Article	Serie	Ref.	Tarifa Price list	Formato Size	Pzs caja Pcs box	Peso caja Weight box	P.
ALEX-G	MITTE	20173	BN20	25*75	7	24,7	264
ALEX-W	MITTE	20174	BN20	25*75	7	24,7	264
ALLEY ANTHRACITE/100X100/BHMR/R	ALLEY 4D	23405	BN99	100*100	2	37	57
ALLEY ANTHRACITE/100X100/R	ALLEY 4D	23400	BN94	100*100	2	37	57
ALLEY ANTHRACITE/15,5X100/R	ALLEY 4D	23809	BN108	15,5*100	8	22,9	57
ALLEY ANTHRACITE/24X100/R	ALLEY 4D	23828	BN109	24*100	4	17,8	57
ALLEY ANTHRACITE/50X100/BHMR/R	ALLEY 4D	23415	BN103	50*100	3	28,2	57
ALLEY ANTHRACITE/50X100/R	ALLEY 4D	23410	BN96	50*100	3	28,2	57
ALLEY BONE/100X100/BHMR/R	ALLEY 4D	23403	BN99	100*100	2	37	57
ALLEY BONE/100X100/R	ALLEY 4D	23398	BN94	100*100	2	36,8	57
ALLEY BONE/15,5X100/R	ALLEY 4D	23806	BN108	15,5*100	8	22,8	57
ALLEY BONE/24X100/R	ALLEY 4D	23801	BN109	24*100	4	17,7	57
ALLEY BONE/50X100/BHMR/R	ALLEY 4D	23413	BN103	50*100	3	28,2	57
ALLEY BONE/50X100/R	ALLEY 4D	23408	BN96	50*100	3	28,2	57
ALLEY GREY/100X100/BHMR/R	ALLEY 4D	23402	BN99	100*100	2	36,8	57
ALLEY GREY/100X100/R	ALLEY 4D	23397	BN94	100*100	2	37	57
ALLEY GREY/15,5X100/R	ALLEY 4D	23807	BN108	15,5*100	8	22,9	57
ALLEY GREY/24X100/R	ALLEY 4D	23802	BN109	24*100	4	17,8	57
ALLEY GREY/50X100/BHMR/R	ALLEY 4D	23412	BN103	50*100	3	28,2	57
ALLEY GREY/50X100/R	ALLEY 4D	23407	BN96	50*100	3	28,2	57
ALLEY MUD/100X100/BHMR/R	ALLEY 4D	23404	BN99	100*100	2	37	57
ALLEY MUD/100X100/R	ALLEY 4D	23399	BN94	100*100	2	37	57
ALLEY MUD/15,5X100/R	ALLEY 4D	23808	BN108	15,5*100	8	22,9	57
ALLEY MUD/24X100/R	ALLEY 4D	23803	BN109	24*100	4	17,8	57
ALLEY MUD/50X100/BHMR/R	ALLEY 4D	23414	BN103	50*100	3	28,2	57
ALLEY MUD/50X100/R	ALLEY 4D	23409	BN96	50*100	3	28,2	57
ALLEY WHITE/100X100/BHMR/R	ALLEY 4D	23401	BN112	100*100	2	37	57
ALLEY WHITE/100X100/R	ALLEY 4D	23396	BN110	100*100	2	37	57
ALLEY WHITE/15,5X100/R	ALLEY 4D	23805	BN108	15,5*100	8	22,9	57
ALLEY WHITE/24X100/R	ALLEY 4D	23800	BN109	24*100	4	17,8	57
ALLEY WHITE/50X100/BHMR/R	ALLEY 4D	23411	BN113	50*100	3	28,2	57
ALLEY WHITE/50X100/R	ALLEY 4D	23406	BN111	50*100	3	28,2	57
ALPINE ANTH AS/60X120/C/R	ALPINE FLOOR	28478	BN116	60*120	2	33,18	77
ALPINE ANTH AS/60X60/C/R	ALPINE FLOOR	28486	BN88	60*60	3	24,3	77
ALPINE ANTH AS/75,5X151/C/R	ALPINE FLOOR	28511	BN119	75,5*151	1	28,88	77
ALPINE ANTH AS/90X90/C/R	ALPINE FLOOR	28495	BN90	90*90	2	37,96	77
ALPINE ANTH DECOR SP/100X180/R	ALPINE 4D	29035	BN139	100*180	2	70,25	67
ALPINE ANTH HO/60X120/L/R	ALPINE FLOOR	28482	BN132	60*120	2	33,18	77
ALPINE ANTH HO/90X90/L/R	ALPINE FLOOR	28499	BN131	90*90	2	37,96	77
ALPINE ANTH SP/100X100/R	ALPINE 4D	28948	BN135	100*100	2	37	67
ALPINE ANTH SP/100X180/R	ALPINE 4D	28519	BN137	100*180	2	70,25	67
ALPINE BEIGE AS/60X120/C/R	ALPINE FLOOR	28479	BN116	60*120	2	33,18	77
ALPINE BEIGE AS/60X60/C/R	ALPINE FLOOR	28487	BN88	60*60	3	24,3	77
ALPINE BEIGE AS/75,5X151/C/R	ALPINE FLOOR	28512	BN119	75,5*151	1	28,88	77
ALPINE BEIGE AS/90X90/C/R	ALPINE FLOOR	28497	BN90	90*90	2	37,96	77
ALPINE BEIGE DECOR SP/100X180/R	ALPINE 4D	29033	BN139	100*180	2	70,25	67
ALPINE BEIGE HO/60X120/L/R	ALPINE FLOOR	28483	BN132	60*120	2	33,18	77
ALPINE BEIGE HO/90X90/L/R	ALPINE FLOOR	28500	BN131	90*90	2	37,96	77
ALPINE BEIGE SP/100X100/R	ALPINE 4D	28946	BN135	100*100	2	37	67
ALPINE BEIGE SP/100X180/R	ALPINE 4D	28520	BN137	100*180	2	70,25	67
ALPINE BEIGE TOP/32X90/R	ALPINE WALL	28529	BN36	32*90	4	20,9	222
ALPINE BEIGE WAVES/32X90/R	ALPINE WALL	28526	BN36	32*90	4	20,9	222
ALPINE BEIGE/32X90/R	ALPINE WALL	28523	BN29	32*90	4	20,9	222
ALPINE GREY AS/60X120/C/R	ALPINE FLOOR	28480	BN116	60*120	2	33,18	77
ALPINE GREY AS/60X60/C/R	ALPINE FLOOR	28488	BN88	60*60	3	24,3	77
ALPINE GREY AS/75,5X151/C/R	ALPINE FLOOR	28513	BN119	75,5*151	1	28,88	77
ALPINE GREY AS/90X90/C/R	ALPINE FLOOR	28496	BN90	90*90	2	37,96	77
ALPINE GREY DECOR SP/100X180/R	ALPINE 4D	29034	BN139	100*180	2	70,25	67

Artículo Article	Serie	Ref.	Tarifa Price list	Formato Size	Pzs caja Pcs box	Peso caja Weight box	P.
ALPINE GREY HO/60X120/L/R	ALPINE FLOOR	28484	BN132	60*120	2	33,18	77
ALPINE GREY HO/90X90/L/R	ALPINE FLOOR	28501	BN131	90*90	2	37,96	77
ALPINE GREY SP/100X100/R	ALPINE 4D	28947	BN135	100*100	2	37	67
ALPINE GREY SP/100X180/R	ALPINE 4D	28522	BN137	100*180	2	70,25	67
ALPINE GREY TOP/32X90/R	ALPINE WALL	28531	BN36	32*90	4	20,9	222
ALPINE GREY WAVES/32X90/R	ALPINE WALL	28528	BN36	32*90	4	20,9	222
ALPINE GREY/32X90/R	ALPINE WALL	28525	BN29	32*90	4	20,9	222
ALPINE WHITE AS/60X120/C/R	ALPINE FLOOR	28481	BN116	60*120	2	33,18	77
ALPINE WHITE AS/60X60/C/R	ALPINE FLOOR	28489	BN88	60*60	3	24,3	77
ALPINE WHITE AS/75,5X151/C/R	ALPINE FLOOR	28514	BN119	75,5*151	1	28,88	77
ALPINE WHITE AS/90X90/C/R	ALPINE FLOOR	28498	BN90	90*90	2	37,96	77
ALPINE WHITE DECOR SP/100X180/R	ALPINE 4D	29036	BN140	100*180	2	70,25	67
ALPINE WHITE HO/60X120/L/R	ALPINE FLOOR	28485	BN132	60*120	2	33,18	77
ALPINE WHITE HO/90X90/L/R	ALPINE FLOOR	28502	BN131	90*90	2	37,96	77
ALPINE WHITE SP/100X100/R	ALPINE 4D	28945	BN136	100*100	2	37	67
ALPINE WHITE SP/100X180/R	ALPINE 4D	28521	BN138	100*180	2	70,25	67
ALPINE WHITE TOP/32X90/R	ALPINE WALL	28530	BN36	32*90	4	20,9	222
ALPINE WHITE WAVES/32X90/R	ALPINE WALL	28527	BN36	32*90	4	20,9	222
ALPINE WHITE/32X90/R	ALPINE WALL	28524	BN29	32*90	4	20,9	222
ARR.1 PLANET ANTH LA/34,4X14,6/L/R	PLANET	27163	P36	34,6*15	10	11	179
ARR.1 PLANET ANTH SF/34,4X14,6	PLANET	22490	P35	34,6*15	10	11	179
ARR.1 PLANET BONE LA/34,4X14,6/L/R	PLANET	27164	P36	34,6*15	10	11	179
ARR.1 PLANET BONE SF/34,4X14,6	PLANET	22491	P35	34,6*15	10	11	179
ARR.1 PLANET GREY LA/34,4X14,6/L/R	PLANET	27165	P36	34,6*15	10	11	179
ARR.1 PLANET GREY SF/34,4X14,6	PLANET	22492	P35	34,6*15	10	11	179
ARR.1 PLANET MUD LA/34,4X14,6/L/R	PLANET	27166	P36	34,6*15	10	11	179
ARR.1 PLANET MUD SF/34,4X14,6	PLANET	22493	P35	34,6*15	10	11	179
ARR.1 PLANET SILVER LA/34,4X14,6/L/R	PLANET	27167	P36	34,6*15	10	11	179
ARR.1 PLANET SILVER SF/34,4X14,6	PLANET	22494	P35	34,6*15	10	11	179
ARR.1 PLANET WHITE LA/34,4X14,6/L/R	PLANET	27168	P36	34,6*15	10	11	179
ARR.1 PLANET WHITE SF/34,4X14,6	PLANET	25794	P35	34,6*15	10	11	179
ARR.2 PLANET ANTH LA/34,4X14,6/L/R	PLANET	27169	P36	34,6*15	10	11	179
ARR.2 PLANET ANTH SF/34,4X14,6	PLANET	22495	P35	34,6*15	10	11	179
ARR.2 PLANET BONE LA/34,4X14,6/L/R	PLANET	27170	P36	34,6*15	10	11	179
ARR.2 PLANET BONE SF/34,4X14,6	PLANET	22496	P35	34,6*15	10	11	179
ARR.2 PLANET GREY LA/34,4X14,6/L/R	PLANET	27171	P36	34,6*15	10	11	179
ARR.2 PLANET GREY SF/34,4X14,6	PLANET	22497	P35	34,6*15	10	11	179
ARR.2 PLANET MUD LA/34,4X14,6/L/R	PLANET	27172	P36	34,6*15	10	11	179
ARR.2 PLANET MUD SF/34,4X14,6	PLANET	22498	P35	34,6*15	10	11	179
ARR.2 PLANET SILVER LA/34,4X14,6/L/R	PLANET	27173	P36	34,6*15	10	11	179
ARR.2 PLANET SILVER SF/34,4X14,6	PLANET	22499	P35	34,6*15	10	11	179
ARR.2 PLANET WHITE LA/34,4X14,6/L/R	PLANET	27174	P36	34,6*15	10	11	179
ARR.2 PLANET WHITE SF/34,4X14,6	PLANET	25796	P35	34,6*15	10	11	179
ASPEN ASH NT/19,5X121,5/R	ASPEN	24958	BN60	19,5*121,5	4	22,17	84
ASPEN CAMEL NT/19,5X121,5/R	ASPEN	24957	BN60	19,5*121,5	4	22,17	84
ASPEN CAMEL/19,5X121,5/A/R	ASPEN	24961	BN95	19,5*121,5	4	22,17	84
ASPEN SAND NT/19,5X121,5/R	ASPEN	24959	BN60	19,5*121,5	4	22,17	84
ASPEN SMOKE NT/19,5X121,5/R	ASPEN	24960	BN60	19,5*121,5	4	22,17	84
ASPEN SMOKE/19,5X121,5/A/R	ASPEN	24962	BN95	19,5*121,5	4	22,17	84
BARBICAN BONE/100/R	BARBICAN	23159	BN65	33,3*100	6	26,6	227
BARBICAN DECOR BONE/100/R	BARBICAN	23163	BN66	33,3*100	6	26,6	227
BARBICAN DECOR SILVER/100/R	BARBICAN	23161	BN66	33,3*100	6	26,6	227
BARBICAN DECOR WHITE/100/R	BARBICAN	23162	BN66	33,3*100	6	26,6	227
BARBICAN SILVER/100/R	BARBICAN	23157	BN65	33,3*100	6	26,6	227
BARBICAN WHITE/100/R	BARBICAN	23158	BN65	33,3*100	6	26,6	227
BARCELOS/15X90/R	MUMBLE	25369	BN76	15*90	7	21,7	154
BETTY-A	GRANNY	19471	BN20	25*75	7	23,58	244
BETTY-G	GRANNY	19470	BN20	25*75	7	23,58	244

Artículo Article	Serie	Ref.	Tarifa Price list	Formato Size	Pzs caja Pcs	Peso Weight	P.
BETTY-O	GRANNY	19469	BN20	25*75	7	23,58	244
BETTY-T	GRANNY	19472	BN20	25*75	7	23,58	244
BOREAL BONE	BOREAL	23449	BN100	23*120	4	26,25	88
BOREAL SAND	BOREAL	23450	BN100	23*120	4	26,25	88
BOREAL SMOKE	BOREAL	23451	BN100	23*120	4	26,25	88
BOREAL SMOKE/A	BOREAL	23599	BN104	23*120	4	26,25	88
BOREAL WALNUT	BOREAL	23452	BN100	23*120	4	26,25	88
BOREAL WALNUT/A	BOREAL	23598	BN104	23*120	4	26,25	88
BRASS CLOUD/60X120/L/R	BRASS	25594	BN86	60*120	2	33,18	92
BRASS CLOUD/60X120/R	BRASS	25597	BN72	60*120	2	33,18	92
BRASS CLOUD/60X60/L/R	BRASS	25603	BN38	60*60	3	24,3	92
BRASS CLOUD/60X60/R	BRASS	25600	BN33	60*60	3	24,3	92
BRASS NIGHT/60X120/L/R	BRASS	25595	BN86	60*120	2	33,18	92
BRASS NIGHT/60X120/R	BRASS	25598	BN72	60*120	2	33,18	92
BRASS NIGHT/60X60/L/R	BRASS	25604	BN38	60*60	3	24,3	92
BRASS NIGHT/60X60/R	BRASS	25601	BN33	60*60	3	24,3	92
BRASS OXIDE/60X120/L/R	BRASS	25596	BN86	60*120	2	33,18	92
BRASS OXIDE/60X120/R	BRASS	25599	BN72	60*120	2	33,18	92
BRASS OXIDE/60X60/L/R	BRASS	25605	BN38	60*60	3	24,3	92
BRASS OXIDE/60X60/R	BRASS	25602	BN33	60*60	3	24,3	92
C. FS FAENZA-A	FS FAENZA	13714	P12	11*33	24	17,14	352
C. FS FAENZA-N	FS FAENZA	13715	P12	11*33	24	17,14	352
C. FS MANISES-B	FS FAENZA	13716	P12	11*33	24	17,14	352
C.APOLO-H	MITOLOGICA	4832	P55	11*28	10	6,2	137
C.APOLO-H/M	MITOLOGICA	5185	P62	11*28	10	8,3	137
C.ARTEMISA-B	MITOLOGICA	4847	P29	11*33	27	17,33	137
C.ARTEMISA-H	MITOLOGICA	4848	P29	11*33	27	17,33	137
C.CRONOS-AM/M	MITOLOGICA	5107	P51	6*18	9	4,52	137
C.HERA-H	MITOLOGICA	4999	P46	7*33	16	6,68	137
C.HERA-R	MITOLOGICA	5000	P46	7*33	16	6,68	137
C.HV-12	HOUSE OF VANITY	14683	P12	11*33	24	15,7	121
C.HV-34	HOUSE OF VANITY	14684	P12	11*33	24	15,8	121
C.PERSEO-B	MITOLOGICA	4786	P46	12*33	15	10,63	137
C.PERSEO-H	MITOLOGICA	4787	P46	12*33	15	10,63	137
C.ZEUS-B	MITOLOGICA	4845	P29	11*33	27	17,33	137
C.ZEUS-H	MITOLOGICA	4846	P29	11*33	27	17,33	137
CITIZEN-B/32X90/R	METROPOLITAN WALL	17183	BN36	32*90	4	20,9	261
CITIZEN-B/33X91	METROPOLITAN WALL	17181	BN25	33*91	4	21,8	261
COR.FS MIRAMBEL-A	FS MIRAMBEL	27093	P23	5*11	24	2,17	367
COR.FS MIRAMBEL-M	FS MIRAMBEL	27094	P23	5*11	24	2,17	367
COR.MIDAS-H	MITOLOGICA	4842	P45	5*30	14	4,61	137
COR.MIDAS-H/M	MITOLOGICA	5226	P55	5*30	14	7,83	137
CRONOS-B	MITOLOGICA	4772	BN61	33*33	10	19,02	135
CRONOS-H	MITOLOGICA	4773	BN61	33*33	10	19,02	135
D.ALLEY ANTHRA BRICK/29,8X29,2	ALLEY 4D	23493	P50	29,8*29,2	8	12,14	57
D.ALLEY ANTHRA MOSAIC/25X25	ALLEY 4D	23481	P39	25*25	8	7,74	57
D.ALLEY ANTHRAMOSAIC/25X25/BHMR	ALLEY 4D	23488	P39	25*25	8	7,74	57
D.ALLEY BONE BRICK/29,8X29,2	ALLEY 4D	23494	P50	29,8*29,2	8	12,14	57
D.ALLEY BONE MOSAIC/25X25	ALLEY 4D	23482	P39	25*25	8	7,74	57
D.ALLEY BONE MOSAIC/25X25/BHMR	ALLEY 4D	23487	P39	25*25	8	7,74	57
D.ALLEY GREY BRICK/29,8X29,2	ALLEY 4D	23495	P50	29,8*29,2	8	12,2	57
D.ALLEY GREY MOSAIC/25X25	ALLEY 4D	23483	P39	25*25	8	7,74	57
D.ALLEY GREY MOSAIC/25X25/BHMR	ALLEY 4D	23489	P39	25*25	8	7,74	57
D.ALLEY MUD BRICK/29,8X29,2	ALLEY 4D	23496	P50	29,8*29,2	8	12,2	57
D.ALLEY MUD MOSAIC/25X25	ALLEY 4D	23484	P39	25*25	8	7,74	57
D.ALLEY MUD MOSAIC/25X25/BHMR	ALLEY 4D	23490	P39	25*25	8	7,74	57
D.ALLEY WHITE BRICK/29,8X29,2	ALLEY 4D	23497	P50	29,8*29,2	8	12,2	57
D.ALLEY WHITE MOSAIC/25X25	ALLEY 4D	23485	P39	25*25	8	7,74	67
D.ALLEY WHITE MOSAIC/25X25/BHMR	ALLEY 4D	23491	P39	25*25	8	7,74	67

Artículo Article	Serie	Ref.	Tarifa Price list	Formato Size	Pzs caja Pcs	Peso Weight	P.
D.ALPINE BEIGE WALL MOSAIC/30X30	ALPINE WALL	29174	P44	30*30	8	11	222
D.ALPINE GREY WALL MOSAIC/30X30	ALPINE WALL	29175	P44	30*30	8	11	222
D.ALPINE WHITE WALL MOSAIC/30X30	ALPINE WALL	29176	P44	30*30	8	11	222
D.BARBICAN BONE MOSAIC/30X30	BARBICAN	23519	P44	30*30	11	13,4	227
D.BARBICAN SILVER MOSAIC/30X30	BARBICAN	23520	P44	30*30	11	13,4	227
D.BARBICAN WHITE MOSAIC/30X30	BARBICAN	23518	P44	30*30	11	13,4	227
D.BRAZEN CLOUD/5	BRASS	21331	P45	30*30	8	15,4	92
D.BRAZEN NIGHT/5	BRASS	21332	P45	30*30	8	15,88	92
D.BRAZEN OXIDE/5	BRASS	21333	P45	30*30	8	15,88	92
D.CITIZEN-B/2,5	METROPOLITAN WALL	17593	P49	30*30	8	11	261
D.DONNA LEAVES/100/R	DONNA	27776	P77	33,3*100	6	26,6	233
D.DONNA SAND MOSAIC/30X30	DONNA	27632	P49	30*30	11	15,05	233
D.DONNA SILVER MOSAIC/30X30	DONNA	27633	P49	30*30	11	15,05	233
D.DONNA WHITE MOSAIC/30X30	DONNA	27634	P49	30*30	11	15,05	233
D.FROZEN WAVES/100/R	FROZEN	22333	P85	33,3*100	6	26,6	239
D.FS FRINGE BLACK	FS YARD	26335	P6	12*24	26	12,21	417
D.FS FRINGE BLUE	FS YARD	26334	P6	12*24	26	12,21	417
D.FS FRINGE SAGE	FS YARD	26336	P6	12*24	26	12,21	417
D.FS FRINGE WHITE	FS YARD	26333	P6	12*24	26	12,21	417
D.GROUND BONE MOSAIC SF/30X30/C/R	GROUND	23435	P37	30*30	8	15,88	102
D.GROUND BONE SPAC SF/30X30/C/R	GROUND	23505	P58	30*30	8	15,64	102
D.GROUND GREY MOSAIC SF/30X30/C/R	GROUND	23438	P37	30*30	8	15,88	102
D.GROUND GREY SPAC SF/30X30/C/R	GROUND	23506	P58	30*30	8	15,64	102
D.GROUND SILVER MOSAIC SF/30X30/C/R	GROUND	23439	P37	30*30	8	15,88	102
D.GROUND SILVER SPAC SF/30X30/C/R	GROUND	23507	P58	30*30	8	15,64	102
D.GRUNGE ANTH HEXA/AS/28,3X29,4/C	GRUNGE FLOOR	27956	P60	28,3*29,4	8	15,32	116
D.GRUNGE ANTH MOSAIC/AS/30X30/C	GRUNGE FLOOR	27603	P37	30*30	8	15,64	116
D.GRUNGE ANTH SPAC/AS/30X30/C	GRUNGE FLOOR	27608	P58	30*30	8	15,88	116
D.GRUNGE BEIGE BRICK/30X32	GRUNGE WALL	27962	P56	30*32	4	8,2	252
D.GRUNGE BEIGE HEXA/AS/28,3X29,4/C	GRUNGE FLOOR	27957	P60	28,3*29,4	8	15,32	116
D.GRUNGE BEIGE MOSAIC/AS/30X30/C	GRUNGE FLOOR	27605	P37	30*30	8	15,64	116
D.GRUNGE BEIGE SPAC/AS/30X30/C	GRUNGE FLOOR	27609	P58	30*30	8	15,88	116
D.GRUNGE BEIGE WALL MOSAIC/30X30	GRUNGE WALL	27613	P44	30*30	8	11	252
D.GRUNGE GREY BRICK/30X32	GRUNGE WALL	27966	P56	30*32	4	8,2	252
D.GRUNGE GREY BRICK/30X32	GRUNGE WALL	27966	P56	30*32	4	8,2	252
D.GRUNGE GREY HEXA/AS/28,3X29,4/C	GRUNGE FLOOR	27958	P60	28,3*29,4	8	15,32	116
D.GRUNGE GREY MOSAIC/AS/30X30/C	GRUNGE FLOOR	27606	P37	30*30	8	15,64	116
D.GRUNGE GREY SPAC/AS/30X30/C	GRUNGE FLOOR	27610	P58	30*30	8	15,88	116
D.GRUNGE GREY WALL MOSAIC/30X30	GRUNGE WALL	27614	P44	30*30	8	11	252
D.GRUNGE WHITE BRICK/30X32	GRUNGE WALL	27967	P56	30*32	4	8,2	252
D.GRUNGE WHITE BRICK/30X32	GRUNGE WALL	27967	P56	30*32	4	8,2	252
D.GRUNGE WHITE HEXA/AS/28,3X29,4/C	GRUNGE FLOOR	27959	P60	28,3*29,4	8	15,32	116
D.GRUNGE WHITE MOSAIC/AS/30X30/C	GRUNGE FLOOR	27607	P37	30*30	8	15,64	116
D.GRUNGE WHITE SPAC/AS/30X30/C	GRUNGE FLOOR	27611	P58	30*30	8	15,88	116
D.GRUNGE WHITE WALL MOSAIC/30X30	GRUNGE WALL	27612	P44	30*30	8	11	252
D.LENK ASH CHEV.1 AS/32X28,6/C	LENK	27720	P47	32*28	5	11,7	131
D.LENK ASH CHEV.2 AS/32X28,6/C	LENK	27727	P47	32*28	5	11,7	131
D.LENK ASH STRIPES AS/24X75/C	LENK	27756	P51	24*75	4	18,2	131
D.LENK ASH TANGRAM/30X30/C	LENK	27734	P53	30*30	8	18,2	131
D.LENK HONEY CHEV.1 AS/32X28,6/C	LENK	27721	P47	32*28	5	11,7	131
D.LENK HONEY CHEV.2 AS/32X28,6/C	LENK	27728	P47	32*28	5	11,7	131
D.LENK HONEY STRIPES AS/24X75/C	LENK	27757	P51	24*75	4	18,2	131
D.LENK HONEY TANGRAM/30X30/C	LENK	27735	P53	30*30	8	18,2	131
D.LENK MAPLE CHEV.1 AS/32X28,6/C	LENK	27722	P47	32*28	5	11,7	131
D.LENK MAPLE CHEV.2 AS/32X28,6/C	LENK	27729	P47	32*28	5	11,7	131
D.LENK MAPLE STRIPES AS/24X75/C	LENK	27758	P51	24*75	4	18,2	131
D.LENK MAPLE TANGRAM/30X30/C	LENK	27740	P53	30*30	8	18,2	131
D.LENK SMOKE CHEV.1 AS/32X28,6/C	LENK	27723	P47	32*28	5	11,7	131
D.LENK SMOKE CHEV.2 AS/32X28,6/C	LENK	27730	P47	32*28	5	11,7	131
D.LENK SMOKE STRIPES AS/24X75/C	LENK	27759	P51	24*75	4	18,2	131
D.LENK SMOKE TANGRAM/30X30/C	LENK	27741	P53	30*30	8	18,2	131

Artículo Article	Serie	Ref.	Tarifa Price list	Formato Size	Pzs caja Pcs	Peso Weight	P.
D.LENK TAUPE CHEV.1 AS/32X28,6/C	LENK	27724	P47	32*28	5	11,7	131
D.LENK TAUPE CHEV.2 AS/32X28,6/C	LENK	27731	P47	32*28	5	11,7	131
D.LENK TAUPE STRIPES AS/24X75/C	LENK	27760	P51	24*75	4	18,2	131
D.LENK TAUPE TANGRAM/30X30/C	LENK	27742	P53	30*30	8	18,2	131
D.LENK WALNUT CHEV.1 AS/32X28,6/C	LENK	27725	P47	32*28	5	11,7	131
D.LENK WALNUT CHEV.2 AS/32X28,6/C	LENK	27732	P47	32*28	5	11,7	131
D.LENK WALNUT STRIPES AS/24X75/C	LENK	27761	P51	24*75	4	18,2	131
D.LENK WALNUT TANGRAM/30X30/C	LENK	27743	P53	30*30	8	18,2	131
D.LENK WHITE CHEV.1 AS/32X28,6/C	LENK	27726	P47	32*28	5	11,7	131
D.LENK WHITE CHEV.2 AS/32X28,6/C	LENK	27733	P47	32*28	5	11,7	131
D.LENK WHITE STRIPES AS/24X75/C	LENK	27762	P51	24*75	4	18,2	131
D.LENK WHITE TANGRAM/30X30/C	LENK	27744	P53	30*30	8	18,2	131
D.MILA COLD MOSAIC/SF	GROUND	23442	P37	30*30	8	15,88	102
D.MILA WARM MOSAIC/SF	GROUND	23441	P37	30*30	8	15,88	102
D.MITTE-G	MITTE	20352	P53	30*30	7	3	140
D.MITTE-W	MITTE	20351	P53	30*30	7	3	140
D.MYSTIC ANTH BRICK/29,8X29,2	MYSTIC 4D	24458	P50	29,8*29,2	8	12,2	161
D.MYSTIC ANTH MOSAIC/25X25	MYSTIC 4D	24476	P39	25*25	8	7,74	161
D.MYSTIC GREY BRICK/29,8X29,2	MYSTIC 4D	24459	P50	29,8*29,2	8	12,2	161
D.MYSTIC GREY MOSAIC/25X25	MYSTIC 4D	24477	P39	25*25	8	7,74	161
D.MYSTIC SAND BRICK/29,8X29,2	MYSTIC 4D	24461	P50	29,8*29,2	8	12,2	161
D.MYSTIC SAND MOSAIC/25X25	MYSTIC 4D	24479	P39	25*25	8	7,74	161
D.MYSTIC WHITE BRICK/29,8X29,2	MYSTIC 4D	25427	P50	29,8*29,2	8	12,2	161
D.MYSTIC WHITE MOSAIC/25X25	MYSTIC 4D	25428	P39	25*25	8	7,74	161
D.NATURE ANTH MOSAIC SF/30X30/C/R	NATURE FLOOR	26082	P37	30*30	8	15,88	168
D.NATURE ANTH SPAC SF/30X30/C/R	NATURE FLOOR	26097	P58	30*30	8	15,88	168
D.NATURE BEIGE MOSAIC SF/30X30/C/R	NATURE FLOOR	26083	P37	30*30	8	15,88	168
D.NATURE BEIGE SPAC SF/30X30/C/R	NATURE FLOOR	26098	P58	30*30	8	15,64	168

Artículo Article	Serie	Ref.	Tarifa Price list	Formato Size	Pzs caja Pcs	Peso caja Weight box	P.
ERTA BEIGE/25X75	ERTA	21842	BN16	25*75	7	24,7	235
ERTA SILVER DECOR/100/R	ERTA	22125	BN66	33,3*100	6	26,6	235
ERTA SILVER DECOR/25X75	ERTA	21840	BN20	25*75	7	24,7	235
ERTA SILVER/100/R	ERTA	22124	BN65	33,3*100	6	26,6	235
ERTA SILVER/25X75	ERTA	21843	BN16	25*75	7	24,7	235
ESSENCE ALMOND/15/R	ESSENCE	21885	BN1	15*90	7	21,7	98
ESSENCE ALMOND/19,5X121,5/A/R	ESSENCE	25636	BN95	19,5*121,5	4	22,17	98
ESSENCE ALMOND/19,5X121,5/R	ESSENCE	25635	BN60	19,5*121,5	4	22,17	98
ESSENCE ALMOND/24X151/R	ESSENCE	22329	BN93	24*151	3	24,27	98
ESSENCE MAPLE/15/R	ESSENCE	21886	BN1	15*90	7	21,7	98
ESSENCE MAPLE/19,5X121,5/R	ESSENCE	25637	BN60	19,5*121,5	4	22,17	98
ESSENCE NUT/15/R	ESSENCE	21887	BN1	15*90	7	21,7	98
ESSENCE NUT/19,5X121,5/R	ESSENCE	25638	BN60	19,5*121,5	4	22,17	98
ESSENCE TAUPE/15/R	ESSENCE	21888	BN1	15*90	7	21,7	98
ESSENCE TAUPE/19,5X121,5/A/R	ESSENCE	25640	BN95	19,5*121,5	4	22,17	98
ESSENCE TAUPE/19,5X121,5/R	ESSENCE	25639	BN60	19,5*121,5	4	22,17	98
ESSENCE TAUPE/24X151/R	ESSENCE	22330	BN93	24*151	3	24,27	98
FEELING-B/R	SENSE	20508	BN66	33,3*100	6	26,6	302
FEELING-G/R	SENSE	20509	BN66	33,3*100	6	26,6	302
FEELING-W/R	SENSE	20510	BN66	33,3*100	6	26,6	302
FIBER-G	PURE	16151	BN25	33*91	4	21,8	293
FIBER-G/R	PURE	16160	BN36	32*90	4	20,9	293
FIBER-W	PURE	16153	BN25	33*91	4	21,8	293
FIBER-W/R	PURE	16161	BN36	32*90	4	20,9	293
FROZEN LINED-W/100/R	FROZEN	22305	BN66	33,3*100	6	26,6	239
FROZEN MOSAIC-W/100/R	FROZEN	21372	BN66	33,3*100	6	26,6	239
FROZEN PRISM/40X120/R	FROZEN	23376	BN102	40*120	4	22,2	238
FROZEN-W/100/R	FROZEN	20585	BN65	33,3*100	6	26,6	239
FROZEN-W/15,5X100/R	FROZEN	23825	BN105	15,5*100	9	27,1	239
FROZEN-W/40X120/R	FROZEN	23375	BN101	40*120	5	27,4	238
FROZEN-W/8X33,3/R	FROZEN	23826	BN106	8*33	30	13,4	239
FROZEN-W/90/R	FROZEN	17393	BN29	32*90	4	20,9	241
FROZEN-W/91	FROZEN	17131	BN21	33*91	4	21,8	241
FS ALORA	FS ALORA	19277	BN14	45*45	5	23,4	319
FS ARTISAN DAMERO-A	FS ARTISAN	18244	BN14	33*33	10	21,71	323
FS ARTISAN DECOR-A	FS ARTISAN	18151	BN14	33*33	10	21,71	323
FS ARTISAN-B	FS ARTISAN	18150	BN14	33*33	10	21,71	323
FS AURORA BLACK	FS AURORA	27277	BN14	45*45	5	23,4	328
FS AURORA BLUE	FS AURORA	27279	BN14	45*45	5	23,4	329
FS AURORA SAGE	FS AURORA	27278	BN14	45*45	5	23,4	329
FS AURORA WHITE	FS AURORA	27276	BN14	45*45	5	23,4	328
FS BLUME BLACK	FS BLUME	27228	BN14	45*45	5	23,4	334
FS BLUME BLUE	FS BLUME	27226	BN14	45*45	5	23,4	335
FS BLUME SAGE	FS BLUME	27227	BN14	45*45	5	23,4	335
FS BLUME WHITE	FS BLUME	27229	BN14	45*45	5	23,4	334
FS BRETAGNE	FS BRETAGNE	16446	BN14	45*45	5	23,4	337
FS CHESTER	FS CHESTER	21009	BN14	45*45	5	23,4	341
FS COMILLAS	FS CHESTER	20933	BN14	33*33	10	21,71	341
FS DAMERO-N	FS DAMERO	15077	BN14	45*45	5	23,4	345
FS ESPIGA	FS DAMERO	15816	BN14	45*45	5	23,4	345
FS ETNA BLACK	FS ETNA	27230	BN14	33*33	10	21,71	248
FS ETNA BLUE	FS ETNA	27232	BN14	33*33	10	21,71	249
FS ETNA SAGE	FS ETNA	27233	BN14	33*33	10	21,71	249
FS ETNA WHITE	FS ETNA	27231	BN14	33*33	10	21,71	248
FS FAENZA-A	FS FAENZA	13618	BN14	33*33	10	21,71	352
FS FAENZA-N	FS FAENZA	13619	BN14	33*33	10	21,71	352
FS IVY BLACK	FS IVY	26170	BN14	45*45	5	23,4	357
FS IVY BLUE	FS IVY	26171	BN14	45*45	5	23,4	357
FS IVY SAGE	FS IVY	26172	BN14	45*45	5	23,4	357

Artículo Article	Serie	Ref.	Tarifa Price list	Formato Size	Pzs caja Pcs	Peso caja Weight box	P.
FS MANISES-B	FS FAENZA	13621	BN14	33*33	10	21,71	352
FS MARAIS	FS MARAIS	24268	BN61	45,2*45,2	5	23,7	359
FS MARRAKECH BLUE	FS MARRAKECH	21936	BN14	45*45	5	23,4	361
FS MARRAKECH GREY	FS MARRAKECH	21937	BN14	45*45	5	23,4	361
FS MELVIN COLOR	FS MELVIN	20032	BN73	7,4*67,5	15	17,25	363
FS MELVIN WHITE	FS MELVIN	20033	BN73	7,4*67,5	15	17,25	363
FS MIRABEL-A	FS MIRABEL	20300	BN14	33*33	10	21,71	367
FS MIRABEL-B	FS MIRABEL	20527	BN14	33*33	10	21,71	367
FS MIRABEL-M	FS MIRABEL	20301	BN14	33*33	10	21,71	367
FS MUD COCOA	FS MUD	29760	BN3	20*40	12	18,01	50
FS MUD SAND	FS MUD	29761	BN3	20*40	12	18,01	50
FS MUD SILVER	FS MUD	29758	BN3	20*40	12	18,01	50
FS MUD WHITE	FS MUD	29759	BN3	20*40	12	18,01	50
FS NIJAR	FS ORIGINAL	20402	BN14	45*45	5	23,4	377
FS NORWICH	FS NORWICH	22058	BN61	33*33	10	21,71	369
FS OFELIA	FS OFELIA	21076	BN61	45,2*45,2	5	23,7	371
FS OLDKER	FS ARTISAN	20302	BN14	33*33	10	21,71	323
FS RAKU BLACK	FS RAKU	28941	BN3	20*40	12	18,01	383
FS RAKU BLUE	FS RAKU	28939	BN3	20*40	12	18,01	383
FS RAKU COLORS	FS RAKU	28944	BN3	20*40	12	18,01	383
FS RAKU CREAM	FS RAKU	28942	BN3	20*40	12	18,01	383
FS RAKU SAGE	FS RAKU	28940	BN3	20*40	12	18,01	383
FS RAKU SILVER	FS RAKU	28943	BN3	20*40	12	18,01	383
FS RAKU WHITE	FS RAKU	28938	BN3	20*40	12	18,01	383
FS RIALTO	FS RIALTO	23352	BN61	45,2*45,2	5	23,7	385
FS RIALTO DECOR	FS RIALTO	23380	BN61	45,2*45,2	5	23,7	385
FS ROMBOS-N	FS DAMERO	16447	BN14	45*45	5	23,4	345
FS ROOTS-0	FS ROOTS	29295	BN14	45*45	5	23,4	390
FS ROOTS-1	FS ROOTS	28888	BN14	45*45	5	23,4	390
FS ROOTS-2	FS ROOTS	28889	BN14	45*45	5	23,4	390
FS ROOTS-3	FS ROOTS	28890	BN14	45*45	5	23,4	390
FS ROOTS-4	FS ROOTS	28891	BN14	45*45	5	23,4	390
FS RUE	FS VENDOME	24266	BN61	45,2*45,2	5	23,7	411
FS SAJA-B	FS SAJA	20087	BN14	33*33	10	21,71	393
FS SAJA-N	FS SAJA	20086	BN14	33*33	10	21,71	393
FS SEATTLE	FS SEATTLE	18152	BN61	30*30	12	20,53	395
FS SENA BLUE	FS SENA	24267	BN61	45,2*45,2	5	23,7	397
FS STAR ARA BLACK	FS STAR	28148	BN14	45*45	5	23,4	404
FS STAR BLUE	FS STAR	23200	BN14	45*45	5	23,4	404
FS STAR OXIDE	FS STAR	23198	BN14	45*45	5	23,4	404
FS STAR SAGE	FS STAR	23199	BN14	45*45	5	23,4	404
FS STAR WHITE	FS STAR	27325	BN14	45*45	5	23,4	404
FS STAR-N	FS STAR	19136	BN14	45*45	5	23,4	404
FS TEMPLE BLACK	FS TEMPLE	24713	BN14	45*45	5	23,4	409
FS TEMPLE BLUE	FS TEMPLE	24716	BN14	45*45	5	23,4	409
FS TEMPLE OXIDE	FS TEMPLE	24715	BN14	45*45	5	23,4	409
FS TEMPLE SAGE	FS TEMPLE	24714	BN14	45*45	5	23,4	409
FS VENDOME	FS VENDOME	24269	BN61	45,2*45,2	5	23,7	411
FS VENECIA/30X60/R	FS VENECIA	25660	BN92	30*60	6	24,3	413
FS VENECIA/46	FS VENECIA	21078	BN61	45,2*45,2	5	23,7	413
FS VENECIA/60X60/R	FS VENECIA	25659	BN91	60*60	3	25,16	413
FS YARD BLACK	FS YARD	26173	BN14	45*45	5	23,4	417
FS YARD BLUE	FS YARD	26174	BN14	45*45	5	23,4	417
FS YARD SAGE	FS YARD	26175	BN14	45*45	5	23,4	417
FS-0	FS ORIGINAL	13305	BN14	45*45	5	23,4	377
FS-1	FS ORIGINAL	12500	BN14	45*45	5	23,4	377
FS-2	FS ORIGINAL	12501	BN14	45*45	5	23,4	377
FS-3	FS ORIGINAL	12519	BN14	45*45	5	23,54	377
FS-4	FS ORIGINAL	12541	BN14	45*45	5	23,4	377

Artículo Article	Serie	Ref.	Tarifa Price list	Formato Size	Pzs caja Pcs	Peso caja Weight box	P.
GROUND BONE LA/29X90/L/R	GROUND	27119	BN115	29*90	3	18,97	102
GROUND BONE LA/45X90/L/R	GROUND	27125	BN43	45*90	2	19,08	102
GROUND BONE LA/60X60/L/R	GROUND	27128	BN38	60*60	3	24,3	102
GROUND BONE LA/9,9X60/L/R	GROUND	27131	BN98	9,9*60	13	16,45	102
GROUND BONE LA/90X90/L/R	GROUND	27134	BN42	90*90	2	37,96	102
GROUND BONE SF/29X90/C/R	GROUND	24920	BN114	29*90	3	18,97	102
GROUND BONE SF/45X90/C/R	GROUND	24930	BN70	45*90	2	19,08	102
GROUND BONE SF/60X60/C/R	GROUND	24936	BN33	60*60	3	24,3	102
GROUND BONE SF/9,9X60/C/R	GROUND	24941	BN97	9,9*60	13	16,45	102
GROUND BONE SF/90X90/C/R	GROUND	24944	BN48	90*90	2	37,96	102
GROUND BONE/45,6X45,6/SF	GROUND	23770	BN59	45,6*45,6	5	18,8	102
GROUND BONE/60X60/A/R	GROUND	24979	BN88	60*60	3	24,3	102
GROUND BONE/90X90/A/R	GROUND	24973	BN90	90*90	2	37,96	102
GROUND GREY LA/29X90/L/R	GROUND	27120	BN115	29*90	3	18,97	102
GROUND GREY LA/45X90/L/R	GROUND	27126	BN43	45*90	2	19,08	102
GROUND GREY LA/60X60/L/R	GROUND	27130	BN38	60*60	3	24,3	102
GROUND GREY LA/9,9X60/L/R	GROUND	27133	BN98	9,9*60	13	16,45	102
GROUND GREY LA/90X90/L/R	GROUND	27135	BN42	90*90	2	37,96	102
GROUND GREY SF/29X90/C/R	GROUND	24921	BN114	29*90	3	18,97	102
GROUND GREY SF/45X90/C/R	GROUND	24931	BN70	45*90	2	19,08	102
GROUND GREY SF/60X60/C/R	GROUND	24937	BN33	60*60	3	24,3	102
GROUND GREY SF/9,9X60/C/R	GROUND	24942	BN97	9,9*60	13	16,45	102
GROUND GREY SF/90X90/C/R	GROUND	24792	BN48	90*90	2	37,96	102
GROUND GREY/45,6X45,6/SF	GROUND	23771	BN59	45,6*45,6	5	18,8	102
GROUND GREY/60X60/A/R	GROUND	24980	BN88	60*60	3	24,3	102
GROUND GREY/90X90/A/R	GROUND	24974	BN90	90*90	2	37,96	102
GROUND SILVER LA/29X90/L/R	GROUND	27121	BN115	29*90	3	18,97	102
GROUND SILVER LA/45X90/L/R	GROUND	27127	BN43	45*90	2	19,08	102
GROUND SILVER LA/60X60/L/R	GROUND	27129	BN38	60*60	3	24,3	102
GROUND SILVER LA/9,9X60/L/R	GROUND	27132	BN98	9,9*60	13	16,45	102
GROUND SILVER LA/90X90/L/R	GROUND	27136	BN42	90*90	2	37,96	102
GROUND SILVER SF/29X90/C/R	GROUND	24922	BN114	29*90	3	18,97	102
GROUND SILVER SF/45X90/C/R	GROUND	24932	BN70	45*90	2	19,08	102
GROUND SILVER SF/60X60/C/R	GROUND	24938	BN33	60*60	3	24,3	102
GROUND SILVER SF/9,9X60/C/R	GROUND	24943	BN97	9,9*60	13	16,45	102
GROUND SILVER SF/90X90/C/R	GROUND	24790	BN48	90*90	2	37,96	102
GROUND SILVER/45,6X45,6/SF	GROUND	23769	BN59	45,6*45,6	5	18,8	102
GROUND SILVER/60X60/A							

Articulo Article	Serie	Ref.	Tarifa Price list	Formato Size	Pzs caja Pcs	Peso Weight	P.
LUCCA ANTH SP/100X180/R	LUCCA 4D	29848	-	100*180	2	70,25	46
LUCCA BEIGE AS/60X120/C/R	LUCCA	29855	BN116	60*120	2	33,18	48
LUCCA BEIGE AS/90X90/C/R	LUCCA	29858	BN90	90*90	2	37,96	48
LUCCA BEIGE SP/100X180/R	LUCCA 4D	29850	-	100*180	2	70,25	46
LUCCA GREY AS/60X120/C/R	LUCCA	29853	BN116	60*120	2	33,18	48
LUCCA GREY AS/90X90/C/R	LUCCA	29857	BN90	90*90	2	37,96	48
LUCCA GREY SP/100X180/R	LUCCA 4D	29851	-	100*180	2	70,25	46
LUCCA WHITE AS/60X120/C/R	LUCCA	29854	BN116	60*120	2	33,18	48
LUCCA WHITE AS/90X90/C/R	LUCCA	29859	BN90	90*90	2	37,96	48
LUCCA WHITE SP/100X180/R	LUCCA 4D	29849	-	100*180	2	70,25	46
M.FIDIAS-H	MITOLOGICA	4834	P43	3*30	24	5	137
M.FIDIAS-H/M	MITOLOGICA	5229	P50	3*30	22	7,5	137
M.FS ARTISAN-A	FS ARTISAN	18925	P9	5*16,5	24	3,51	323
M.FS ARTISAN-B	FS ARTISAN	18926	P9	5*16,5	24	3,51	323
M.FS FRINGE BLACK	FS YARD	27937	P14	5*24	18	4,16	417
M.FS FRINGE BLUE	FS YARD	27938	P14	5*24	18	4,16	417
M.FS FRINGE SAGE	FS YARD	27939	P14	5*24	18	4,16	417
M.FS FRINGE WHITE	FS YARD	27940	P14	5*24	18	4,16	417
M.FS MANISES-A	FS FAENZA	13668	P22	5*11	24	2,6	352
M.FS MANISES-B	FS FAENZA	13670	P22	5*11	24	2,6	352
M.FS MANISES-N	FS FAENZA	13669	P22	5*11	24	2,6	352
M.FS OLDKER-A	FS ARTISAN	20469	P12	5*16,5	24	6,2	323
M.FS SAJA-B	FS SAJA	20495	P29	5*33	28	15,99	393
M.FS SAJA-N	FS SAJA	20497	P29	5*33	28	15,99	393
M.MIDAS-H	MITOLOGICA	4840	P31	2*30	24	4,16	137
M.MIDAS-H/M	MITOLOGICA	5227	P43	2*30	26	6,8	137
M.MIDAS-R/M	MITOLOGICA	4839	P43	2*30	26	6,8	137
M.PERSEO-B	MITOLOGICA	4788	P32	4*33	36	8,59	137
M.PERSEO-H	MITOLOGICA	4789	P32	4*33	36	8,59	137
MAZE-W	PURE	16152	BN25	33*91	4	21,8	292
MAZE-W/R	PURE	16158	BN36	32*90	4	20,9	292
MEDEA-B	MITOLOGICA	4688	BN61	33*33	10	20,61	135
MEDEA-H	MITOLOGICA	4690	BN61	33*33	10	20,61	135
METROPOLITAN-B/32X90/R	METROPOLITAN WALL	17295	BN29	32*90	4	20,9	261
METROPOLITAN-B/33X91	METROPOLITAN WALL	17294	BN21	33*91	4	21,8	261
MIDAS-B	MITOLOGICA	4685	BN61	33*33	10	20,61	135
MIDAS-H	MITOLOGICA	4686	BN61	33*33	10	20,61	135
MILA COLD LA/60X60/L/R	GROUND	27138	BN83	60*60	3	24,3	102
MILA COLD SF/60X60/C/R	GROUND	24952	BN40	60*60	3	24,3	102
MILA WARM LA/60X60/L/R	GROUND	27137	BN83	60*60	3	24,3	102
MILA WARM SF/60X60/C/R	GROUND	24953	BN40	60*60	3	24,3	102
MITTE-G/25X75	MITTE	20171	BN16	25*75	7	24,7	264
MITTE-G/45X90/R	MITTE	25628	BN70	45*90	2	19,08	140
MITTE-G/60X60/R	MITTE	25624	BN33	60*60	3	24,3	140
MITTE-G/90X90/R	MITTE	25626	BN48	90*90	2	37,96	140
MITTE-W/25X75	MITTE	20172	BN16	25*75	7	24,7	264
MITTE-W/45X90/R	MITTE	25627	BN70	45*90	2	19,08	140
MITTE-W/60X60/R	MITTE	25623	BN33	60*60	3	24,3	140
MITTE-W/90X90/R	MITTE	25625	BN48	90*90	2	37,96	140
MORITZ ALMOND	MORITZ	24637	BN100	23*120	4	26,25	146
MORITZ ALMONDIA	MORITZ	24982	BN104	23*120	4	26,25	146
MORITZ CAMEL	MORITZ	24636	BN100	23*120	4	26,25	146
MORITZ CAMELIA	MORITZ	24983	BN104	23*120	4	26,25	146
MORITZ MAPLE	MORITZ	24638	BN100	23*120	4	26,25	146
MORITZ NUT	MORITZ	24635	BN100	23*120	4	26,25	146
MOTOWN-B/60X60/L/R	SHARK	25570	BN83	60*60	3	24,3	193
MOTOWN-B/60X60/R	SHARK	25556	BN40	60*60	3	24,3	193
MOTOWN-N/60X60/L/R	SHARK	25572	BN83	60*60	3	24,3	193
MOTOWN-N/60X60/R	SHARK	25568	BN40	60*60	3	24,3	193

Articulo Article	Serie	Ref.	Tarifa Price list	Formato Size	Pzs caja Pcs	Peso Weight	P.
MOTOWN-S/60X60/L/R	SHARK	25571	BN83	60*60	3	24,3	193
MOTOWN-S/60X60/R	SHARK	25569	BN40	60*60	3	24,3	193
MUMBLE-B/15X90/R	MUMBLE	25331	BN27	15*90	7	21,7	153
MUMBLE-B/19,5X121,5/R	MUMBLE	25346	BN2	19,5*121,5	4	22,17	153
MUMBLE-B/23X180	MUMBLE	19356	BN41	23*180	3	33,7	153
MUMBLE-B/A/15X90/R	MUMBLE	25332	BN76	15*90	7	21,7	153
MUMBLE-C/15X90/R	MUMBLE	25333	BN27	15*90	7	21,7	153
MUMBLE-C/19,5X121,5/R	MUMBLE	25350	BN2	19,5*121,5	4	22,17	153
MUMBLE-C/23X180	MUMBLE	19357	BN41	23*180	3	33,7	153
MUMBLE-C/A/15X90/R	MUMBLE	25337	BN76	15*90	7	21,7	153
MUMBLE-G/15X90/R	MUMBLE	25334	BN27	15*90	7	21,7	153
MUMBLE-G/19,5X121,5/R	MUMBLE	25351	BN2	19,5*121,5	4	22,17	153
MUMBLE-G/23X180	MUMBLE	19358	BN41	23*180	3	33,7	153
MUMBLE-G/A/15X90/R	MUMBLE	25338	BN76	15*90	7	21,7	153
MUMBLE-H/15X90/R	MUMBLE	25335	BN27	15*90	7	21,7	153
MUMBLE-H/19,5X121,5/R	MUMBLE	25352	BN2	19,5*121,5	4	22,17	153
MUMBLE-H/23X180	MUMBLE	19359	BN41	23*180	3	33,7	153
MUMBLE-H/A/15X90/R	MUMBLE	25339	BN76	15*90	7	21,7	153
MUMBLE-T/15X90/R	MUMBLE	25336	BN27	15*90	7	21,7	153
MUMBLE-T/19,5X121,5/R	MUMBLE	25353	BN2	19,5*121,5	4	22,17	153
MUMBLE-T/23X180	MUMBLE	19360	BN41	23*180	3	33,7	153
MUMBLE-T/A/15X90/R	MUMBLE	25340	BN76	15*90	7	21,7	153
MYSTIC ANTH BH AJ/100X100/A/R	MYSTIC 4D	24353	BN99	100*100	2	37	161
MYSTIC ANTH BH AJ/100X100/C/R	MYSTIC 4D	24345	BN94	100*100	2	37	161
MYSTIC ANTH BH AJ/15,5X100/C/R	MYSTIC 4D	24649	BN108	15,5*100	8	22,9	161
MYSTIC ANTH BH AJ/24X100/C/R	MYSTIC 4D	24641	BN109	24*100	4	17,7	161
MYSTIC ANTH NT/100X100/C/R	MYSTIC 4D	24339	BN94	100*100	2	37	161
MYSTIC ANTH NT/15,5X100/C/R	MYSTIC 4D	24596	BN108	15,5*100	8	22,9	161
MYSTIC ANTH NT/24X100/C/R	MYSTIC 4D	24595	BN109	24*100	4	17,8	161
MYSTIC ANTH NT/50X100/C/R	MYSTIC 4D	24357	BN96	50*100	3	28,2	161
MYSTIC GREY BH AJ/100X100/A/R	MYSTIC 4D	24354	BN99	100*100	2	37	161
MYSTIC GREY BH AJ/100X100/C/R	MYSTIC 4D	24346	BN94	100*100	2	37	161
MYSTIC GREY BH AJ/15,5X100/C/R	MYSTIC 4D	24651	BN108	15,5*100	8	22,9	161
MYSTIC GREY BH AJ/24X100/C/R	MYSTIC 4D	24643	BN109	24*100	4	17,8	161
MYSTIC GREY NT/100X100/C/R	MYSTIC 4D	24342	BN94	100*100	2	37	161
MYSTIC GREY NT/15,5X100/C/R	MYSTIC 4D	24598	BN108	15,5*100	8	22,8	161
MYSTIC GREY NT/24X100/C/R	MYSTIC 4D	24594	BN109	24*100	4	17,8	161
MYSTIC GREY NT/50X100/C/R	MYSTIC 4D	24358	BN96	50*100	3	28,2	161
MYSTIC SAND BH AJ/100X100/A/R	MYSTIC 4D	24355	BN99	100*100	2	37	161
MYSTIC SAND BH AJ/100X100/C/R	MYSTIC 4D	24344	BN94	100*100	2	37	161
MYSTIC SAND BH AJ/15,5X100/C/R	MYSTIC 4D	24655	BN108	15,5*100	8	22,9	161
MYSTIC SAND BH AJ/24X100/C/R	MYSTIC 4D	24647	BN109	24*100	4	17,8	161
MYSTIC SAND NT/100X100/C/R	MYSTIC 4D	24340	BN94	100*100	2	37	161
MYSTIC SAND NT/15,5X100/C/R	MYSTIC 4D	24597	BN108	15,5*100	8	22,9	161
MYSTIC SAND NT/24X100/C/R	MYSTIC 4D	24592	BN109	24*100	4	17,8	161
MYSTIC SAND NT/50X100/C/R	MYSTIC 4D	24359	BN96	50*100	3	28,2	161
MYSTIC WHITE BH AJ/100X100/A/R	MYSTIC 4D	25390	BN99	100*100	2	37	161
MYSTIC WHITE BH AJ/100X100/C/R	MYSTIC 4D	25391	BN94	100*100	2	37	161
MYSTIC WHITE BH AJ/15,5X100/C/R	MYSTIC 4D	25392	BN108	15,5*100	8	22,9	161
MYSTIC WHITE BH AJ/24X100/C/R	MYSTIC 4D	25393	BN109	24*100	4	17,8	161
MYSTIC WHITE NT/100X100/C/R	MYSTIC 4D	25394	BN94	100*100	2	37	161
MYSTIC WHITE NT/15,5X100/C/R	MYSTIC 4D	25395	BN108	15,5*100	8	22,9	161
MYSTIC WHITE NT/24X100/C/R	MYSTIC 4D	25396	BN109	24*100	4	17,7	161
MYSTIC WHITE NT/50X100/C/R	MYSTIC 4D	25397	BN96	50*100	3	28,2	161
NATURE ANTH BH/60X120/A/R	NATURE FLOOR	25832	BN116	60*120	2	33,18	168
NATURE ANTH BH/60X60/A/R	NATURE FLOOR	25804	BN88	60*60	3	24,3	168
NATURE ANTH BH/90X90/A/R	NATURE FLOOR	25758	BN90	90*90	2	37,96	168
NATURE ANTH SF/29X90/C/R	NATURE FLOOR	26204	BN114	29*90	3	18,97	168
NATURE ANTH SF/60X120/C/R	NATURE FLOOR	25821	BN72	60*120	2	33,18	168

Articulo Article	Serie	Ref.	Tarifa Price list	Formato Size	Pzs caja Pcs	Peso Weight	P.
NATURE ANTH SF/60X60/C/R	NATURE FLOOR	25767	BN33	60*60	3	24,3	168
NATURE ANTH SF/75,5X151/C/R	NATURE FLOOR	25844	BN118	75,5*151	1	28,88	168
NATURE ANTH SF/9,9X60/C/R	NATURE FLOOR	26301	BN97	9,9*60	13	16,45	168
NATURE ANTH SF/90X90/C/R	NATURE FLOOR	25749	BN48	90*90	2	37,96	168
NATURE BEIGE BH/60X120/A/R	NATURE FLOOR	25831	BN116	60*120	2	33,18	168
NATURE BEIGE BH/60X60/A/R	NATURE FLOOR	25803	BN88	60*60	3	24,3	168
NATURE BEIGE BH/90X90/A/R	NATURE FLOOR	25757	BN90	90*90	2	37,96	168
NATURE BEIGE SF/29X90/C/R	NATURE FLOOR	26210	BN114	29*90	3	18,97	168
NATURE BEIGE SF/60X120/C/R	NATURE FLOOR	25820	BN72	60*120	2	33,18	168
NATURE BEIGE SF/60X60/C/R	NATURE FLOOR	25766	BN33	60*60	3	24,3	168
NATURE BEIGE SF/75,5X151/C/R	NATURE FLOOR	25843	BN118	75,5*151	1	28,88	168
NATURE BEIGE SF/9,9X60/C/R	NATURE FLOOR	26303	BN97	9,9*60	13	16,45	168
NATURE BEIGE SF/90X90/C/R	NATURE FLOOR	25748	BN48	90*90	2	37,96	168
NATURE GREY BH/60X120/A/R	NATURE FLOOR	25830	BN116	60*120	2	33,18	168
NATURE GREY BH/60X60/A/R	NATURE FLOOR	25802	BN88	60*60	3	24,3	168
NATURE GREY BH/90X90/A/R	NATURE FLOOR	25756	BN90	90*90	2	37,96	168
NATURE GREY SF/29X90/C/R	NATURE FLOOR	26211	BN114	29*90	3	18,97	168
NATURE GREY SF/60X120/C/R	NATURE FLOOR	25819	BN72	60*120	2	33,18	168
NATURE GREY SF/60X60/C/R	NATURE FLOOR	25765	BN33	60*60	3	24,3	168
NATURE GREY SF/75,5X151/C/R	NATURE FLOOR	25842	BN118	75,5*151	1	28,88	168
NATURE GREY SF/9,9X60/C/R	NATURE FLOOR	26304	BN97	9,9*60	13	16,45	168
NATURE GREY SF/90X90/C/R	NATURE FLOOR	25747	BN48	90*90	2	37,96	168
NATURE SAND DECOR/32X90/R	NATURE WALL	24029	BN36	32*90	4	20,9	168
NATURE SAND/32X90/R	NATURE WALL	24028	BN29	32*90	4	20,9	168
NATURE SILVER DECOR/32X90/R	NATURE WALL	24030	BN36	32*90	4	20,9	168
NATURE SILVER/32X90/R	NATURE WALL	24027	BN29	32*90	4	20,9	168
NATURE WHITE BH/60X120/A/R	NATURE FLOOR	25829	BN116	60*120	2	33,18	168
NATURE WHITE BH/60X60/A/R	NATURE FLOOR	25801	BN88	60*60	3	24,3	168
NATURE WHITE BH/90X90/A/R	NATURE FLOOR	25755	BN90	90*90	2	37,96	168
NATURE WHITE DECOR/32X90/R							

Articulo Article	Serie	Ref.	Tarifa Price list	Formato Size	Pzs caja Pcs box	Peso caja Weight box	P.
PLANET GREY90X90/A/R	PLANET	25058	BN90	90*90	2	37,96	179
PLANET MUD DECOR SF/45X90/C/R	PLANET	25089	BN43	45*90	2	19,08	179
PLANET MUD LA/29X90/L/R	PLANET	27083	BN115	29*90	3	18,97	179
PLANET MUD LA/30X60/L/R	PLANET	27059	BN74	30*60	6	24,3	179
PLANET MUD LA/60X120/L/R	PLANET	27065	BN117	60*120	2	33,18	179
PLANET MUD LA/60X60/L/R	PLANET	27054	BN38	60*60	3	24,3	179
PLANET MUD LA/9,9X60/L/R	PLANET	27090	BN98	9,9*60	13	16,45	179
PLANET MUD LA/90X90/L/R	PLANET	27079	BN42	90*90	2	37,96	179
PLANET MUD NT/60X60/R	PLANET	25104	BN33	60*60	3	24,3	179
PLANET MUD NT/90X90/R	PLANET	25064	BN48	90*90	2	37,96	179
PLANET MUD SF/29X90/C/R	PLANET	25012	BN114	29*90	3	18,97	179
PLANET MUD SF/30X60/C/R	PLANET	25099	BN39	30*60	6	24,3	179
PLANET MUD SF/45X90/C/R	PLANET	25084	BN70	45*90	2	19,08	179
PLANET MUD SF/60X120/C/R	PLANET	25178	BN72	60*120	2	33,18	179
PLANET MUD SF/60X60/C/R	PLANET	25074	BN33	60*60	3	24,3	179
PLANET MUD SF/75,5X151/C/R	PLANET	26069	BN118	75,5*151	1	28,88	179
PLANET MUD SF/9,9X60/C/R	PLANET	25114	BN97	9,9*60	13	16,45	179
PLANET MUD SF/90X90/C/R	PLANET	25022	BN48	90*90	2	37,96	179
PLANET MUD/45,6X45,6/SF	PLANET	21884	BN59	45,6*45,6	5	18,8	179
PLANET MUD/60X60/A/R	PLANET	25079	BN88	60*60	3	24,3	179
PLANET MUD/90X90/A/R	PLANET	25059	BN90	90*90	2	37,96	179
PLANET SILVER DECOR SF/45X90/C/R	PLANET	25090	BN43	45*90	2	19,08	179
PLANET SILVER LA/29X90/L/R	PLANET	27082	BN115	29*90	3	18,97	179
PLANET SILVER LA/30X60/L/R	PLANET	27058	BN74	30*60	6	24,3	179
PLANET SILVER LA/60X120/L/R	PLANET	27063	BN117	60*120	2	33,18	179
PLANET SILVER LA/60X60/L/R	PLANET	27053	BN38	60*60	3	24,3	179
PLANET SILVER LA/9,9X60/L/R	PLANET	27088	BN98	9,9*60	13	16,45	179
PLANET SILVER LA/90X90/L/R	PLANET	27076	BN42	90*90	2	37,96	179
PLANET SILVER NT/60X60/R	PLANET	25105	BN33	60*60	3	24,3	179
PLANET SILVER NT/90X90/R	PLANET	25065	BN48	90*90	2	37,96	179
PLANET SILVER SF/29X90/C/R	PLANET	25013	BN114	29*90	3	18,97	179
PLANET SILVER SF/30X60/C/R	PLANET	25100	BN39	30*60	6	24,3	179
PLANET SILVER SF/45X90/C/R	PLANET	25085	BN70	45*90	2	19,08	179
PLANET SILVER SF/60X120/C/R	PLANET	25180	BN72	60*120	2	33,18	179
PLANET SILVER SF/60X60/C/R	PLANET	25075	BN33	60*60	3	24,3	179
PLANET SILVER SF/75,5X151/C/R	PLANET	26065	BN118	75,5*151	1	28,88	179
PLANET SILVER SF/9,9X60/C/R	PLANET	25115	BN97	9,9*60	13	16,45	179
PLANET SILVER SF/90X90/C/R	PLANET	25023	BN48	90*90	2	37,96	179
PLANET SILVER/45,6X45,6/SF	PLANET	21881	BN59	45,6*45,6	5	18,8	179
PLANET SILVER/60X60/A/R	PLANET	25080	BN88	60*60	3	24,3	179
PLANET SILVER/90X90/A/R	PLANET	25060	BN90	90*90	2	37,96	179
PLANET WHITE DECOR SF/45X90/C/R	PLANET	25810	BN70	45*90	2	19,08	179
PLANET WHITE LA/29X90/L/R	PLANET	27084	BN114	29*90	3	18,97	179
PLANET WHITE LA/30X60/L/R	PLANET	27057	BN74	30*60	6	24,3	179
PLANET WHITE LA/60X120/L/R	PLANET	27064	BN117	60*120	2	33,18	179
PLANET WHITE LA/60X60/L/R	PLANET	27051	BN38	60*60	3	24,3	179
PLANET WHITE LA/9,9X60/L/R	PLANET	27092	BN98	9,9*60	13	16,45	179
PLANET WHITE LA/90X90/L/R	PLANET	27078	BN42	90*90	2	37,96	179
PLANET WHITE NT/60X60/R	PLANET	25780	BN33	60*60	3	24,3	179
PLANET WHITE NT/90X90/R	PLANET	25776	BN48	90*90	2	37,96	179
PLANET WHITE SF/29X90/C/R	PLANET	25812	BN114	29*90	3	18,97	179
PLANET WHITE SF/30X60/C/R	PLANET	25187	BN39	30*60	6	24,3	179
PLANET WHITE SF/45X90/C/R	PLANET	25783	BN70	45*90	2	19,08	179
PLANET WHITE SF/60X120/C/R	PLANET	25181	BN72	60*120	2	33,18	179
PLANET WHITE SF/60X60/C/R	PLANET	25190	BN33	60*60	3	24,3	179
PLANET WHITE SF/75,5X151/C/R	PLANET	26066	BN118	75,5*151	1	28,88	179
PLANET WHITE SF/9,9X60/C/R	PLANET	25789	BN97	9,9*60	13	16,45	179
PLANET WHITE SF/90X90/C/R	PLANET	25774	BN48	90*90	2	37,96	179
PLANET WHITE/45,6X45,6/SF	PLANET	25782	BN59	45,6*45,6	5	18,8	179

Articulo Article	Serie	Ref.	Tarifa Price list	Formato Size	Pzs caja Pcs box	Peso caja Weight box	P.
PLANET WHITE/60X60/A/R	PLANET	25781	BN88	60*60	3	24,3	179
PLANET WHITE/90X90/A/R	PLANET	25779	BN90	90*90	2	37,96	179
PURE DECOR ALEX WHITE	PURE	21787	BN20	25*75	7	24,7	294
PURE DECOR SMITH SILVER	PURE	23174	BN20	25*75	7	24,7	295
PURE DECOR SMITH WHITE	PURE	21788	BN20	25*75	7	24,7	294
PURE GEOMETRIC/100/R	PURE	23168	BN66	33,3*100	5	26,6	291
PURE PRISM/40X120/R	PURE	23377	BN102	40*120	4	22,2	290
PURE SILVER/25X75	PURE	23171	BN16	25*75	7	24,7	295
PURE STRIPED/100/R	PURE	23169	BN66	33,3*100	6	26,6	291
PURE WHITE/25X75	PURE	21786	BN16	25*75	7	24,7	294
PURE-W/100/R	PURE	20586	BN65	33,3*100	6	26,6	290
PURE-W/15,5X100/R	PURE	23824	BN105	15,5*100	9	27,1	290
PURE-W/40X120/R	PURE	23378	BN101	40*120	5	27,5	290
PURE-W/8X33,3/R	PURE	23827	BN106	8*33*7	30	13,4	290
PURE-W/90/R	PURE	16159	BN29	32*90	4	20,9	292
PURE-W/91	PURE	16150	BN21	33*91	4	21,8	292
QUEENS-B/R	VILLAGE WALL	21363	BN66	33,3*100	6	26,6	315
QUEENS-S/R	VILLAGE WALL	21361	BN66	33,3*100	6	26,6	315
RHOM.NATURE ANTH SF/14.8X17/C/R	NATURE FLOOR	26186	P17	14,8*17	16	11,4	168
RHOM.NATURE BEIGE SF/14.8X17/C/R	NATURE FLOOR	26187	P17	14,8*17	16	11,4	168
RHOM.NATURE GREY SF/14.8X17/C/R	NATURE FLOOR	26188	P17	14,8*17	16	11,4	168
RHOM.NATURE WHITE SF/14.8X17/C/R	NATURE FLOOR	26189	P17	14,8*17	16	11,4	168
RHOM.URBAN ECRU SF/14.8X17/C/R	URBAN	24969	P17	14,8*17	16	11,4	204
RHOM.URBAN MUD SF/14.8X17/C/R	URBAN	24970	P17	14,8*17	16	11,4	204
RHOM.URBAN SILVER SF/14.8X17/C/R	URBAN	24971	P17	14,8*17	16	11,4	204
RHOM.URBAN SMOKE SF/14.8X17/C/R	URBAN	24972	P17	14,8*17	16	11,4	204
RUG-G	ORIENT	16468	BN28	61,5*61,5	3	25,13	173
RUG-G/60X60/R	ORIENT	25661	BN33	60*60	3	24,3	173
RUG-T	ORIENT	16469	BN28	61,5*61,5	3	25,13	173
RUG-T/60X60/R	ORIENT	25662	BN33	60*60	3	24,3	173
RYU-G	ORIENT	16904	BN25	33*91	4	21,8	173
RYU-G/R	ORIENT	16937	BN36	32*90	4	20,9	173
RYU-T	ORIENT	16905	BN25	33*91	4	21,8	173
RYU-T/R	ORIENT	16938	BN36	32*90	4	20,9	173
SALINES BONE DAMASK/100/R	SALINES	23759	BN66	33,3*100	6	26,6	299
SALINES BONE/100/R	SALINES	23136	BN65	33,3*100	6	26,6	299
SALINES DECOR BONE/100/R	SALINES	23144	BN66	33,3*100	6	26,6	299
SALINES DECOR SILVER/100/R	SALINES	23146	BN66	33,3*100	6	26,6	299
SALINES DECOR WHITE/100/R	SALINES	23145	BN66	33,3*100	6	26,6	299
SALINES SILVER/100/R	SALINES	23143	BN65	33,3*100	6	26,6	299
SALINES WHITE/100/R	SALINES	23142	BN65	33,3*100	6	26,6	299
SATYA-B/60X120/R	SATYA	25432	BN72	60*120	2	33,18	187
SATYA-B/60X60/A/R	SATYA	25439	BN88	60*60	3	24,3	187
SATYA-B/60X60/R	SATYA	25436	BN33	60*60	3	24,3	187
SATYA-B/90X90/A/R	SATYA	25445	BN90	90*90	2	37,96	187
SATYA-B/90X90/R	SATYA	25442	BN48	90*90	2	37,96	187
SATYA-G/60X120/R	SATYA	25433	BN72	60*120	2	33,18	187
SATYA-G/60X60/A/R	SATYA	25440	BN88	60*60	3	24,3	187
SATYA-G/60X60/R	SATYA	25437	BN33	60*60	3	24,3	187
SATYA-G/90X90/A/R	SATYA	25446	BN90	90*90	2	37,96	187
SATYA-G/90X90/R	SATYA	25443	BN48	90*90	2	37,96	187
SATYA-H/60X120/R	SATYA	25434	BN72	60*120	2	33,18	187
SATYA-H/60X60/A/R	SATYA	25441	BN88	60*60	3	24,3	187
SATYA-H/60X60/R	SATYA	25438	BN33	60*60	3	24,3	187
SATYA-H/90X90/A/R	SATYA	25447	BN90	90*90	2	37,96	187
SATYA-H/90X90/R	SATYA	25444	BN48	90*90	2	37,96	187
SENSE-B/R	SENSE	20507	BN65	33,3*100	6	26,6	302
SENSE-G/R	SENSE	20506	BN65	33,3*100	6	26,6	302
SENSE-W/R	SENSE	20505	BN65	33,3*100	6	26,6	302

Articulo Article	Serie	Ref.	Tarifa Price list	Formato Size	Pzs caja Pcs box	Peso caja Weight box	P.
SET UP-S/R	PURE	21364	BN66	33,3*100	6	26,6	290
SHARK-B/30X60/L/R	SHARK	25553	BN74	30*60	6	24,3	193
SHARK-B/30X60/R	SHARK	25548	BN39	30*60	6	24,3	193
SHARK-B/45X90/L/R	SHARK	25542	BN43	45*90	2	19,08	193
SHARK-B/45X90/R	SHARK	25537	BN70	45*90	2	19,08	193
SHARK-B/60X60/L/R	SHARK	25524	BN38	60*60	3	24,3	193
SHARK-B/60X60/R	SHARK	25527	BN33	60*60	3	24,3	193
SHARK-B/90X90/L/R	SHARK	25534	BN42	90*90	2	37,96	193
SHARK-B/90X90/R	SHARK	25531	BN48	90*90	2	37,96	193
SHARK-N/30X60/L/R	SHARK	25555	BN74	30*60	6	24,3	193
SHARK-N/30X60/R	SHARK	25551	BN39	30*60	6	24,3	193
SHARK-N/45X90/L/R	SHARK	25546	BN43	45*90	2	19,08	193
SHARK-N/45X90/R	SHARK	25540	BN70	45*90	2	19,08	193
SHARK-N/60X60/L/R	SHARK	25526	BN38	60*60	3	24,3	193
SHARK-N/60X60/R	SHARK	25529	BN33	60*60	3	24,3	193
SHARK-N/90X90/L/R	SHARK	25536	BN42	90*90	2	37,96	193
SHARK-N/90X90/R	SHARK	25533	BN48	90*90	2	37,96	193
SHARK-S/30X60/L/R	SHARK	25554	BN74	30*60	6	24,3	193
SHARK-S/30X60/R	SHARK	25550	BN39	30*60	6	24,3	193
SHARK-S/45X90/L/R	SHARK	25545	BN43	45*90	2	19,08	193
SHARK-S/45X90/R	SHARK	25539	BN70	45*90	2	19,08	193
SHARK-S/60X60/L/R	SHARK	25525	BN38	60*60	3	24,3	193
SHARK-S/60X60/R	SHARK	25528	BN33	60*60	3	24,3	193
SHARK-S/90X90/L/R	SHARK	25535	BN42	90*90	2	37,96	193
SHARK-S/90X90/R	SHARK	25532	BN48	90*90	2	37,96	193
SMITH-A	GRANNY	19269	BN20	25*75	7	24,7	244
SMITH-B	GRANNY	19268	BN20	25*75	7	24,7	244
SMITH-O	GRANNY	19270	BN20	25*75	7	24,7	244
SMITH-W	GRANNY	19267	BN20	25*75	7	24,7	244
SPICATTO-G	VIBRATO	19355	BN20	25*75	7	22,82	311
SPICATTO-H	VIBRATO	19259	BN20	25*75	7	22,82	311
STONEHILL SAND DECOR/100/R	STONEHILL	24298	BN66	33,3*100	5		

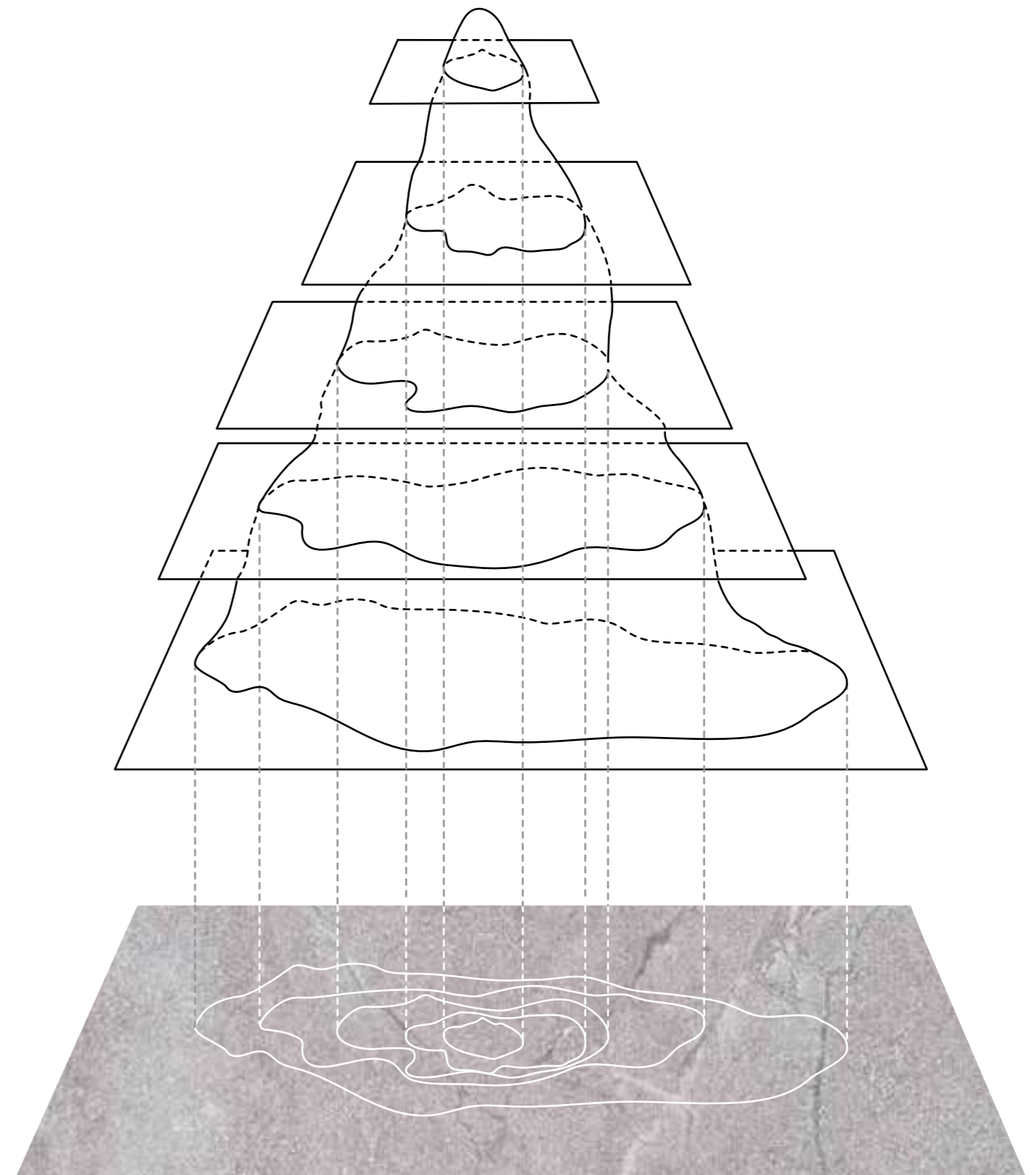
SEPTEMBER'20 Product Launching

Novedades

A continuación os presentamos un pequeño avance de lo que estamos preparando para el próximo septiembre. Estad pendientes a las RRSS para el lanzamiento virtual de estas colecciones en los próximos meses.

Novelties

Please, see below a sneak peek of the new collections we will be presenting on September 20. Stay tuned for the virtual launching in the upcoming months on our social networks.





LUCCA White

LUCCA Beige

LUCCA Grey


LUCCA Anthracite

Lucca 4D

Porcelain tiles




8 mm
THICKNESS



SHAPED

RECTIFIED	100 * 180 * 0,8 cm 39 * 71"
ANTHRACITE	29848
BEIGE	29850
GREY	29851
WHITE	29849





LUCCA Beige


LUCCA White

LUCCA Grey

LUCCA Anthracite

Lucca

Porcelain tiles



ALL IN ONE _ R11 | A+B+C | +36 Wet | C3

RECTIFIED	90 * 90 * 1 cm 36 * 36"	60 * 120 * 1 cm 24 * 48"
	BN90	BN116
ANTHRACITE	29856	29852
BEIGE	29858	29855
GREY	29857	29853
WHITE	29859	29854





FS MUD Cocoa

FS MUD Sand

FS MUD White


FS MUD Silver

51

FS Mud

White body wall tile

20 * 40



NATURAL

NO RECTIFIED 20 * 40 * 1,03 cm | 8 * 16"
BN3

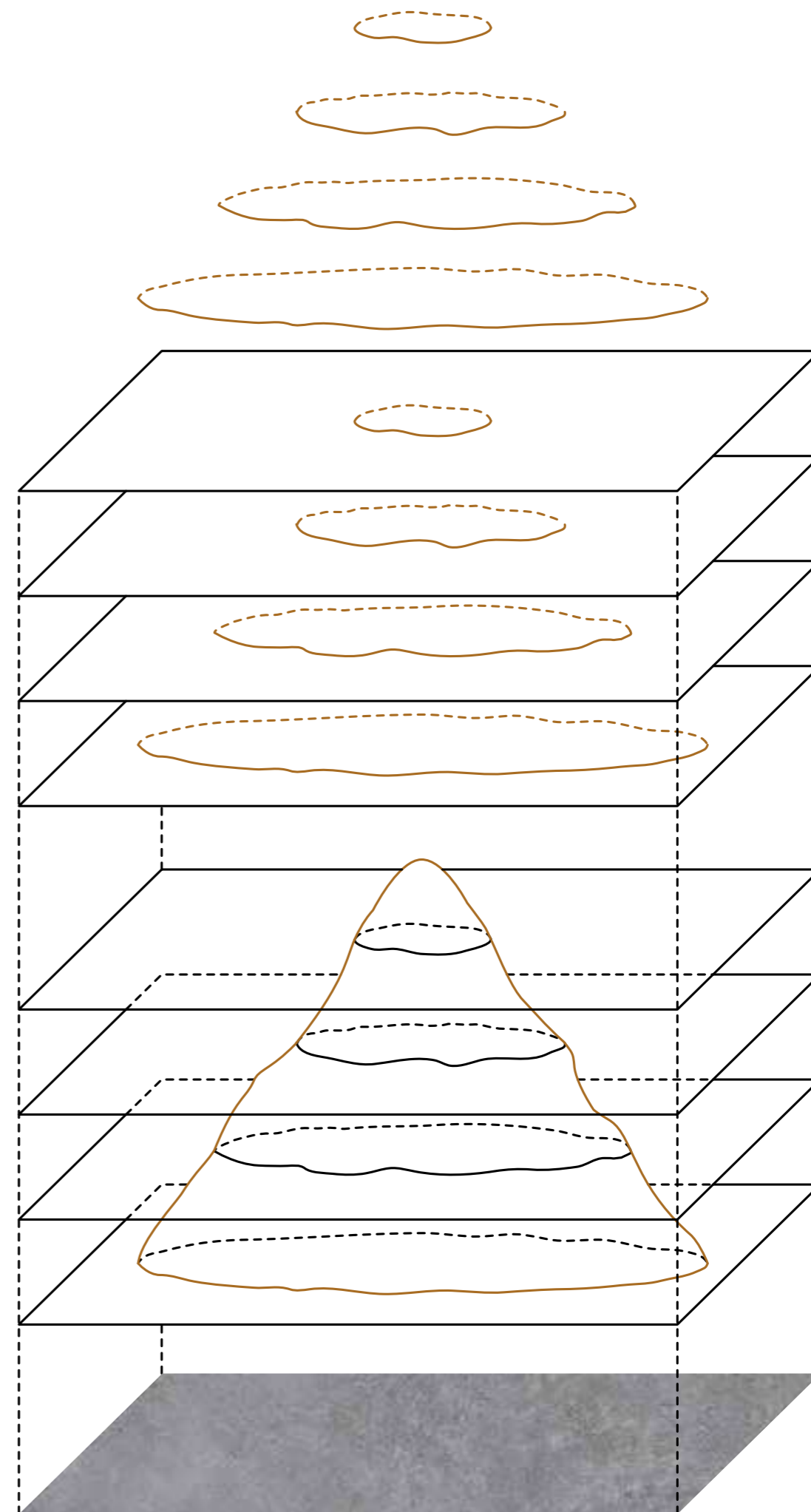
COCOA	29760
SAND	29761
SILVER	29758
WHITE	29759

50

Porcelain

ALLEY 4D _ 54
ALPINE 4D _ 60
ALPINE _ 70
ASPEN _ 80
BOREAL _ 86
BRASS _ 90
ESSENCE _ 94
GROUND _ 100
GROVE _ 106
GRUNGE _ 110
HOUSE OF VANITY _ 120
LENK _ 122
MITOLOGICA _ 134
MITTE _ 138
MORITZ _ 142
MUMBLE _ 148
MYSTIC 4D _ 156

NATURE _ 164
ORIENT _ 172
PLANET _ 174
SATYA _ 184
SHARK _ 190
UNIQUE _ 196
URBAN _ 198
WHISTLER _ 208






Alley 4D

Porcelain tiles



Alley White_50*100




Alley Grey_100*100 Alley Grey_100*100 BH



Alley Mud_100*100 BH

Alley 4D

Porcelain tiles



ALLEY White

ALLEY Bone

ALLEY Mud

ALLEY Grey

ALLEY Anthracite





Alley 4D

Porcelain tiles

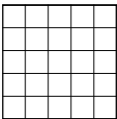


8 mm - 5/16"
THICKNESS


ALLEY 4D


																																																																																																				
9 patterns	18 patterns	36 patterns	54 patterns																																																																																																	
100 * 100 * 0,8 cm 39 * 39"	50 * 100 * 0,8 cm 20 * 39"	24 * 100 * 0,8 cm 10 * 39"	15,5 * 100 * 0,8 cm 6 * 39"																																																																																																	
<table border="1"> <thead> <tr> <th>RECTIFIED</th> <th colspan="2">NATURAL</th> <th colspan="2">ANTISLIP BUSH HAMMERED</th> </tr> <tr> <th></th> <th>BN94</th> <th>BN110</th> <th>BN99</th> <th>BN112</th> </tr> </thead> <tbody> <tr> <td>WHITE</td> <td>-</td> <td>23396</td> <td>-</td> <td>23401</td> </tr> <tr> <td>BONE</td> <td>23398</td> <td>-</td> <td>23403</td> <td>-</td> </tr> <tr> <td>GREY</td> <td>23397</td> <td>-</td> <td>23402</td> <td>-</td> </tr> <tr> <td>MUD</td> <td>23399</td> <td>-</td> <td>23404</td> <td>-</td> </tr> <tr> <td>ANTHRACITE</td> <td>23400</td> <td>-</td> <td>23405</td> <td>-</td> </tr> </tbody> </table>	RECTIFIED	NATURAL		ANTISLIP BUSH HAMMERED			BN94	BN110	BN99	BN112	WHITE	-	23396	-	23401	BONE	23398	-	23403	-	GREY	23397	-	23402	-	MUD	23399	-	23404	-	ANTHRACITE	23400	-	23405	-	<table border="1"> <thead> <tr> <th>RECTIFIED</th> <th colspan="2">NATURAL</th> <th colspan="2">ANTISLIP BUSH HAMMERED</th> </tr> <tr> <th></th> <th>BN96</th> <th>BN111</th> <th>BN103</th> <th>BN113</th> </tr> </thead> <tbody> <tr> <td>WHITE</td> <td>-</td> <td>23406</td> <td>-</td> <td>23411</td> </tr> <tr> <td>BONE</td> <td>23408</td> <td>-</td> <td>23413</td> <td>-</td> </tr> <tr> <td>GREY</td> <td>23407</td> <td>-</td> <td>23412</td> <td>-</td> </tr> <tr> <td>MUD</td> <td>23409</td> <td>-</td> <td>23414</td> <td>-</td> </tr> <tr> <td>ANTHRACITE</td> <td>23410</td> <td>-</td> <td>23415</td> <td>-</td> </tr> </tbody> </table>	RECTIFIED	NATURAL		ANTISLIP BUSH HAMMERED			BN96	BN111	BN103	BN113	WHITE	-	23406	-	23411	BONE	23408	-	23413	-	GREY	23407	-	23412	-	MUD	23409	-	23414	-	ANTHRACITE	23410	-	23415	-	<table border="1"> <thead> <tr> <th>RECTIFIED</th> <th>NATURAL</th> <th>RECTIFIED</th> <th>NATURAL</th> </tr> <tr> <th></th> <th>BN109</th> <th></th> <th>BN108</th> </tr> </thead> <tbody> <tr> <td>WHITE</td> <td>23800</td> <td>WHITE</td> <td>23805</td> </tr> <tr> <td>BONE</td> <td>23801</td> <td>BONE</td> <td>23806</td> </tr> <tr> <td>GREY</td> <td>23802</td> <td>GREY</td> <td>23807</td> </tr> <tr> <td>MUD</td> <td>23803</td> <td>MUD</td> <td>23808</td> </tr> <tr> <td>ANTHRACITE</td> <td>23828</td> <td>ANTHRACITE</td> <td>23809</td> </tr> </tbody> </table>	RECTIFIED	NATURAL	RECTIFIED	NATURAL		BN109		BN108	WHITE	23800	WHITE	23805	BONE	23801	BONE	23806	GREY	23802	GREY	23807	MUD	23803	MUD	23808	ANTHRACITE	23828	ANTHRACITE	23809
RECTIFIED	NATURAL		ANTISLIP BUSH HAMMERED																																																																																																	
	BN94	BN110	BN99	BN112																																																																																																
WHITE	-	23396	-	23401																																																																																																
BONE	23398	-	23403	-																																																																																																
GREY	23397	-	23402	-																																																																																																
MUD	23399	-	23404	-																																																																																																
ANTHRACITE	23400	-	23405	-																																																																																																
RECTIFIED	NATURAL		ANTISLIP BUSH HAMMERED																																																																																																	
	BN96	BN111	BN103	BN113																																																																																																
WHITE	-	23406	-	23411																																																																																																
BONE	23408	-	23413	-																																																																																																
GREY	23407	-	23412	-																																																																																																
MUD	23409	-	23414	-																																																																																																
ANTHRACITE	23410	-	23415	-																																																																																																
RECTIFIED	NATURAL	RECTIFIED	NATURAL																																																																																																	
	BN109		BN108																																																																																																	
WHITE	23800	WHITE	23805																																																																																																	
BONE	23801	BONE	23806																																																																																																	
GREY	23802	GREY	23807																																																																																																	
MUD	23803	MUD	23808																																																																																																	
ANTHRACITE	23828	ANTHRACITE	23809																																																																																																	


D. ALLEY MOSAIC

																					
25 * 25 cm 10 * 10"																					
<table border="1"> <thead> <tr> <th>NO RECTIFIED</th> <th>NATURAL</th> <th>ANTISLIP BUSH HAMMERED</th> </tr> <tr> <th></th> <th>P39</th> <th>P39</th> </tr> </thead> <tbody> <tr> <td>WHITE</td> <td>23485</td> <td>23491</td> </tr> <tr> <td>BONE</td> <td>23482</td> <td>23487</td> </tr> <tr> <td>GREY</td> <td>23483</td> <td>23489</td> </tr> <tr> <td>MUD</td> <td>23484</td> <td>23490</td> </tr> <tr> <td>ANTHRACITE</td> <td>23481</td> <td>23488</td> </tr> </tbody> </table>	NO RECTIFIED	NATURAL	ANTISLIP BUSH HAMMERED		P39	P39	WHITE	23485	23491	BONE	23482	23487	GREY	23483	23489	MUD	23484	23490	ANTHRACITE	23481	23488
NO RECTIFIED	NATURAL	ANTISLIP BUSH HAMMERED																			
	P39	P39																			
WHITE	23485	23491																			
BONE	23482	23487																			
GREY	23483	23489																			
MUD	23484	23490																			
ANTHRACITE	23481	23488																			

D. ALLEY BRICK

														
29,8 * 29,2 cm 12 * 12"														
<table border="1"> <thead> <tr> <th>NO RECTIFIED</th> <th>NATURAL</th> </tr> <tr> <th></th> <th>P50</th> </tr> </thead> <tbody> <tr> <td>WHITE</td> <td>23497</td> </tr> <tr> <td>BONE</td> <td>23494</td> </tr> <tr> <td>GREY</td> <td>23495</td> </tr> <tr> <td>MUD</td> <td>23496</td> </tr> <tr> <td>ANTHRACITE</td> <td>23493</td> </tr> </tbody> </table>	NO RECTIFIED	NATURAL		P50	WHITE	23497	BONE	23494	GREY	23495	MUD	23496	ANTHRACITE	23493
NO RECTIFIED	NATURAL													
	P50													
WHITE	23497													
BONE	23494													
GREY	23495													
MUD	23496													
ANTHRACITE	23493													

 **22303** ALUMINIO/100/MAT _ 100 * 0,5 cm | 39 * 0,2" _ P42

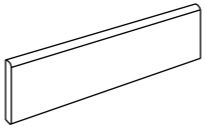
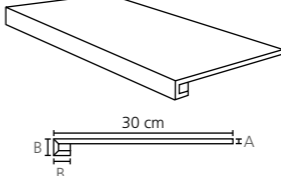
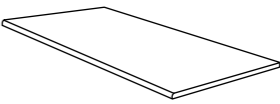
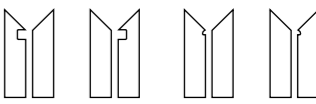
 **26153** L. GOLDEN/MAT/100 _ 100 * 0,5 cm | 39 * 0,2" _ P42

EMBALAJE | PACKING

(Los pesos aquí reflejados pueden sufrir ligeras variaciones en función del lote de producción. Weights shown here may slightly vary depending on the production lot.)

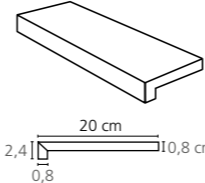
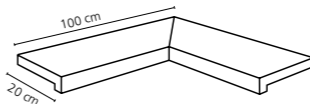
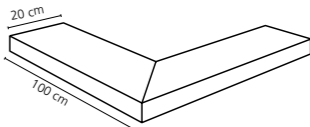
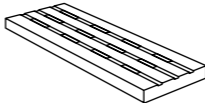
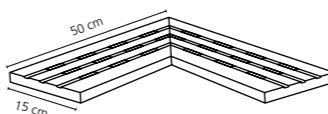

Formato Sizes	Cajas Boxes			Pallet				Cont./20' 21500 kg	Cont./20' 24000 kg
cm	Piezas	m ² / sq.m	kg	Cajas	m ² / sq.m	kg	Tamaño cm aprox.	m ² / sq.m	m ² / sq.m
100 * 100 * 08	2	2	37	32	64	1226	112 * 112 * 64	1122,35	1252,85
50 * 100 * 0,8	3	1,50	28,20	24	36	719	120 * 80 * 66	1076,50	1201,67
15,5 * 100 * 0,8	8	1,24	22,9	32	39,68	774,6	112 * 112 * 56	1101,27	1229,32
24 * 100 * 0,8	4	0,96	17,7	40	38,4	731,8	120 * 80 * 63	1128,18	1259,36
inch	units	ft ²	lb	Boxes	ft ²	lb	Sizes Inch approx.	ft ²	ft ²
39 3/8 * 39 3/8 * 5/16	2	21,53	81,59	32	688,90	2703,33	44 1/16 * 44 1/16 * 25 3/16	12080,97	13485,73
19 11/16 * 39 3/8 * 5/16	3	16,15	62,18	24	387,50	1585,40	47 1/4 * 31 1/2 * 26	11587,39	12934,76
6 1/8 * 39 3/8 * 5/16	8	13,34	50,48	32	427,11	1708,15	44 1/16 * 44 1/16 * 22 1/16	11853,92	13232,28
9 7/16 * 39 3/8 * 5/16	4	10,33	39,02	40	413,33	1613,62	47 1/4 * 44 1/16 * 24 13/16	12143,59	13555,63

PIEZA COMPLEMENTARIA | COMPLEMENTARY PIECE










Rodapie - Skirting	Peldaño técnico - Technical stair - thread	Peldaño romo - Rounded stair - thread	*S.K.I.	*S.K.D.	*Z.R.I.	*Z.R.D.
						
8*100 cm 4 * 39" P45	30*100 cm 12 * 39" P74 A= 0,8 cm B= 2,4 cm	30*100 cm 12 * 39" P85				8*30 cm 4*12" P53

PIEZA ESPECIAL PISCINA | SPECIAL PIECE POOL

*Pedido mínimo 10 unidades | Minimum order 10 items

Peldaño Vierteagua Pool Coping	Peldaño vierteagua angulo Pool Coping internal corner	Peldaño vierteagua esquina Pool Coping external corner
		
20 * 100 cm 8 * 39" P82	20 * 100 cm 39 * 39" P80 (PACK 2 units)	20 * 100 cm 39 * 39" P80 (PACK 2 units)
Rejilla Drainage grate	Angulo rejilla Angle corner drainage grate	Taco rejilla Square corner drainage grate
		
15 * 50 * 1,6 cm 6 * 20" P87	15 * 50 * 1,6 cm 20 * 20" P74 (PACK 2 units)	15 * 15 * 1,6 cm 6 * 6" P66

CARACTERÍSTICAS TÉCNICAS | TECHNICAL CHARACTERISTICS

joint	frost proof	versatile	mat	full body	diferent shades	shade variation	various graphics	thickness
								

CARACTERÍSTICAS TÉCNICAS ANTIDESLIZAMIENTO | ANTI-SLIP CHARACTERISTICS

Ensayo Essay	Características Features	Resultado Result	
		NATURAL	ANTISLIP BUSH HAMMERED
DIN 51130	Ángulo crítico (Pies calzados) Critical angle (footwear)	R9	R11
DIN 51097	Ángulo crítico (Pies descalzos) Critical angle (Wet loaded barefoot)	-	A+B+C
BS 7976-2	Antideslizamiento (Test del péndulo) Slip resistance (Pendulum test-PTV)	-	+36 Wet
UNE-ENV 12633	Antideslizamiento (Test del péndulo) Slip resistance (Pendulum test)	Class 1	Class 3
ANSI A137.1	Coefficiente de Fricción Dinámico Dynamic Coefficient of Friction (DCOF)	>0,42	>0,42
ISO 10545-6	Resistencia a la abrasión profunda/ Resistance to Deep Abrasion	< 175 mm ³	< 175 mm ³



Alpine 4D

Porcelain tiles



Alpine Beige SP_100*180 Alpine Beige Waves_32*90



Alpine 4D

Porcelain tiles



Alpine Beige SP_100*180
Alpine Beige Waves_32*90





Alpine 4D

Porcelain tiles




Alpine White SP_100*180



Alpine Beige Decor SP_100*180

Alpine 4D

Porcelain tiles




ALPINE White



ALPINE Beige



ALPINE Grey




ALPINE Anthracite




Alpine 4D


Porcelain tiles



ALPINE



10 patterns



15 patterns

100 * 180 * 0,8 cm | 39 * 71"

RECTIFIED	SHAPED	
	BN137	BN138
ANTHRACITE	28519	
BEIGE	28520	
GREY	28522	
WHITE	28521	

100 * 100 * 0,8 cm | 39 * 39"

RECTIFIED	SHAPED	
	BN135	BN136
ANTHRACITE	28948	
BEIGE	28946	
GREY	28947	
WHITE	28945	

ALPINE DECOR



100 * 180 * 0,8 cm | 39 * 71"

RECTIFIED	SHAPED	
	BN139	BN140
ANTHRACITE	29035	
BEIGE	29033	
GREY	29034	
WHITE	29036	

MATCHING WALL COLLECTIONS
ALPINE_WHITE BODY | Pag. 216

CARACTERÍSTICAS TÉCNICAS | TECHNICAL CHARACTERISTICS

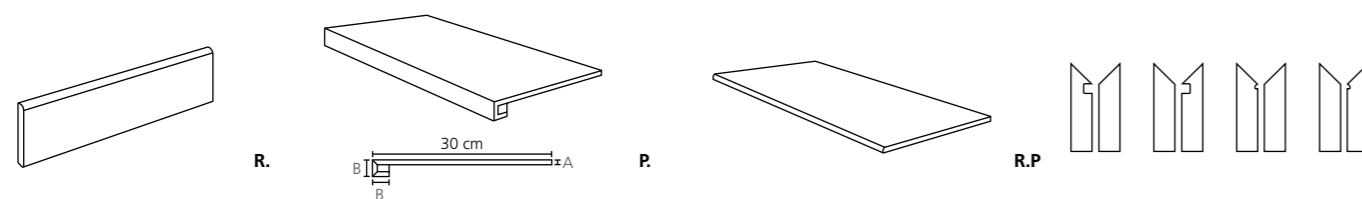
joint	frost proof	versatile	matt	full body	diferent shades	shade variation	various graphics	thickness

CARACTERÍSTICAS TÉCNICAS ANTIDESLIZAMIENTO | ANTI-SLIP CHARACTERISTICS

Ensayo Essay	Características Features	Resultado Result
		SHAPED
UNE-ENV 12633	Antideslizamiento (Test del péndulo) Slip resistance (Pendulum test)	Class 1
ANSI A137.1	Coefficiente de Fricción Dinámico Dynamic Coefficient of Friction (DCOF)	>0,42
ISO 10545-6	Resistencia a la abrasión profunda/ Resistance to Deep Abrasion	< 175 mm^3

PIEZA COMPLEMENTARIA | COMPLEMENTARY PIECE

Rodapie - Skirting	Peldaño técnico - Technical stair - thread	Peldaño romo - Rounded stair - thread	*S.K.I.	*S.K.D.	*Z.R.I.	*Z.R.D.
--------------------	--	---------------------------------------	---------	---------	---------	---------



8 * 100 cm / SP 3 * 39" P45	30 * 100 cm 12 * 39" P74 A= 0,8 cm B= 2,4 cm	30 * 100 cm 12 * 39" P85	8 * 30 cm 3*12" P53
-------------------------------	---	----------------------------	-----------------------

EMBALAJE | PACKING

(Los pesos aquí reflejados pueden sufrir ligeras variaciones en función del lote de producción. Weights shown here may slightly vary depending on the production lot.)

Formato Sizes	Cajas Boxes			Pallet			Cont./20' 21500 kg.	Cont./20' 24000 kg.
	Piezas	m ² / sq.m	kg	Cajas	m ² / sq.m	kg	Tamaño cm aprox.	m ² / sq.m
180 * 100 * 0,8	2	3,6	70,25	20	72	1455	181 * 112 * 64	1063,92
100 * 100 * 0,8	2	2	37	32	64	1226	112 * 112 * 64	1122,35
	units	ft ²	lb	Boxes	ft ²	lb	Sizes Inch approx.	ft ²
70 7/8 * 39 3/8 * 5/16	2	38,75	154,87	20	775	3207,73	71 1/4 * 44 1/16 * 25 3/16	11451,94
39 3/8 * 39 3/8 * 5/16	2	21,53	81,59	32	688,90	2703,33	44 1/16 * 44 1/16 * 25 3/16	12080,97
								m ² / sq.m
								m ² / sq.m



70

71

Alpine
Porcelain tiles



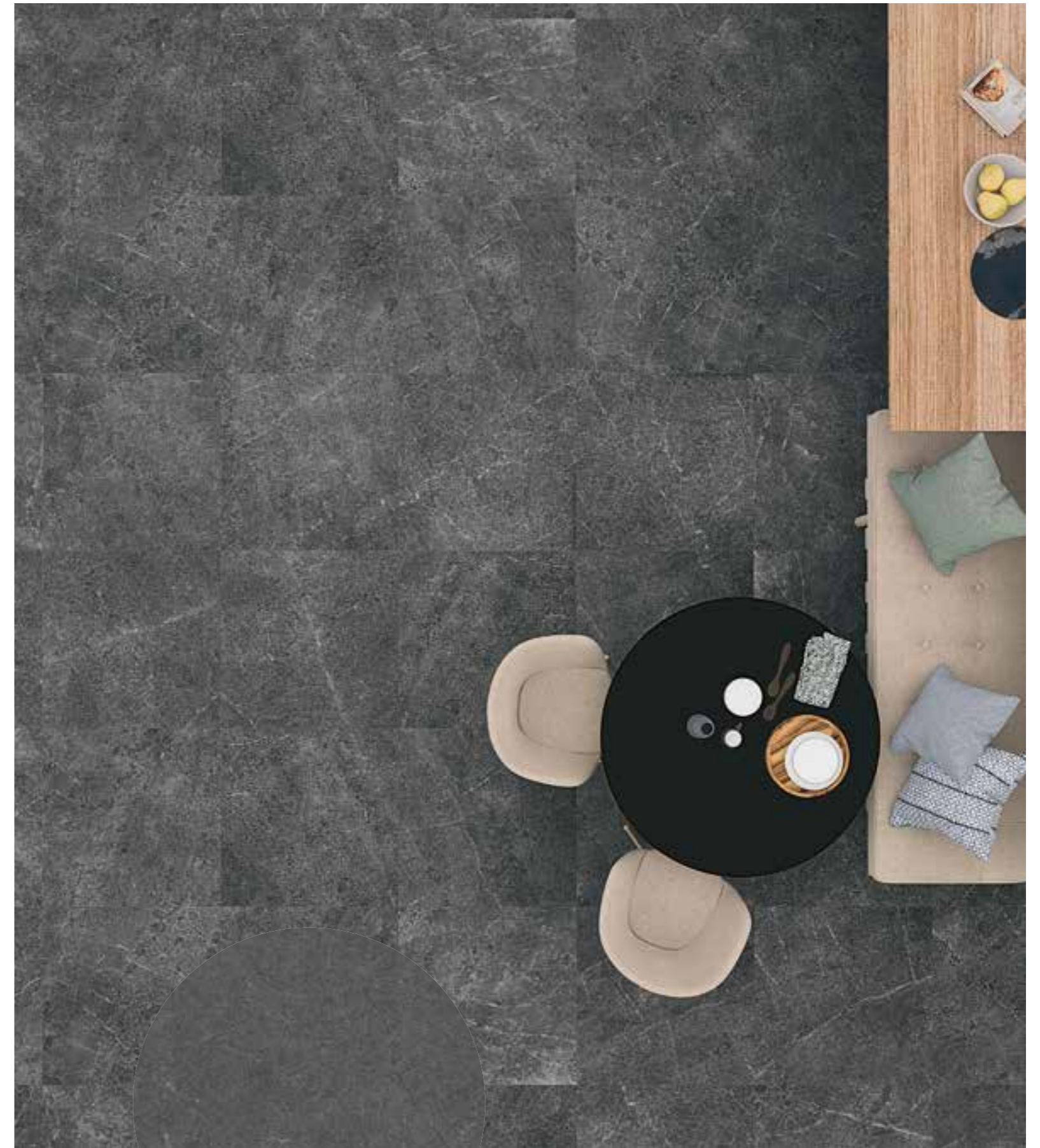
Alpine White AS_60*120 Alpine 4D White SP_100*180




Alpine
Porcelain tiles



Alpine Anthracite AS_75,5*151
D. Alpine Anthracite Mosaic AS




Alpine Anthracite AS_90*90



Alpine
Porcelain tiles



Alpine Beige HO_90*90



Alpine White SF_90*90



Alpine Grey AS_75,5*151

Alpine
Porcelain tiles



ALPINE White



ALPINE Grey



ALPINE Beige




ALPINE Anthracite

Alpine


Porcelain tiles



ALPINE



15 patterns



26 patterns

90 * 90 * 1 cm | 36 * 36"


RECTIFIED	ALL IN ONE	HONED	SOFT
	BN90	BN131	BN48
ANTHRACITE	28495	28499	29376
BEIGE	28497	28500	29377
GREY	28496	28501	29378
WHITE	28498	28502	29379

60 * 60 * 1 cm | 24 * 24"


RECTIFIED	ALL IN ONE
	BN88
ANTHRACITE	28486
BEIGE	28487
GREY	28488
WHITE	28489

MATCHING WALL COLLECTIONS

ALPINE_WHITE BODY | Pag. 216



13 patterns



13 patterns

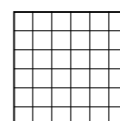
75,5 * 151 * 1,1 cm | 30 * 59"

RECTIFIED	ALL IN ONE
	BN119
ANTHRACITE	28511
BEIGE	28512
GREY	28513
WHITE	28514

60 * 120 * 1 cm | 24 * 48"

RECTIFIED	ALL IN ONE	HONED	SOFT
	BN116	BN132	BN72
ANTHRACITE	28478	28482	29372
BEIGE	28479	28483	29375
GREY	28480	28484	29373
WHITE	28481	28485	29374

D. ALPINE MOSAIC

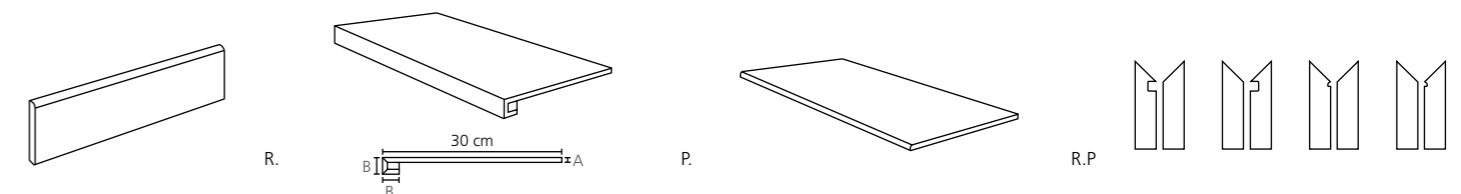


30 * 30 cm | 12 * 12"

RECTIFIED	ALL IN ONE	HONED
	P37	P38
ANTHRACITE	29179	29183
BEIGE	29180	29184
GREY	29181	29185
WHITE	29182	29186

PIEZA COMPLEMENTARIA | COMPLEMENTARY PIECE

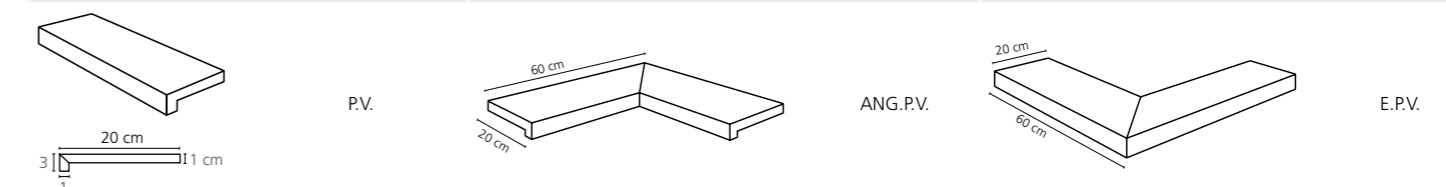
Rodapie - Skirting	Peldaño técnico - Technical stair - thread	Peldaño romo - Rounded stair - thread	*S.K.I.	*S.K.D.	*Z.R.I.	*Z.R.D.
--------------------	--	---------------------------------------	---------	---------	---------	---------



8 * 60 cm / AS 3 * 24" P34	30 * 60 cm 12 * 24" P54	30 * 60 cm 12 * 24" P64	8 * 30 cm 3 * 12" P55			
8 * 60 cm / HO 3 * 24" P34	30 * 90 cm 12 * 36" P76	30 * 90 cm 12 * 36" P61				
8 * 75,5 cm / AS 3 * 24" P43	30 * 120 cm 12 * 48" P75	30 * 120 cm 12 * 48" P77				
8 * 90 cm / AS 3 * 36" P44	A= 1 cm B= 3 cm	30 * 75,5 cm 12 * 30" P78				
8 * 90 cm / HO 3 * 36" P44	30 * 75,5 cm 12 * 30" P70	30 * 151 cm 12 * 59" P54				
	30 * 151 cm 12 * 59" P80					
	A= 1,1 cm B= 3,3 cm					

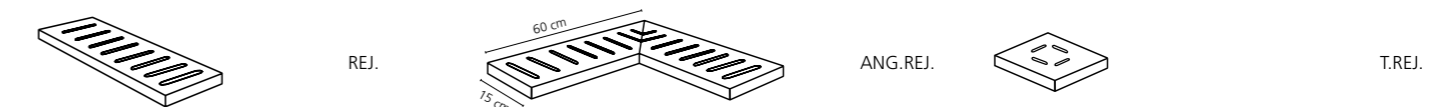
PIEZA ESPECIAL PISCINA | SPECIAL PIECE POOL

Peldaño Vierteagua Pool Coping	Peldaño vierteagua angulo Pool Coping internal corner	Peldaño vierteagua esquina Pool Coping external corner
----------------------------------	---	--



20 * 60 cm 8 * 24" P61	20 * 60 cm 8 * 24" P70 (PACK 2 units)	20 * 60 cm 8 * 24" P70 (PACK 2 units)
--------------------------	---	---

Rejilla Drainage grate	Angulo rejilla Angle corner drainage grate	Taco rejilla Square corner drainage grate
--------------------------	--	---



15 * 60 * 2,2 cm 6 * 24" P54	15 * 60 * 2,2 cm 6 * 24" P75 (PACK 2 units)	15 * 15 * 2,2 cm 6 * 6" P85
--------------------------------	---	-------------------------------

CARACTERÍSTICAS TÉCNICAS | TECHNICAL CHARACTERISTICS

joint	frost proof	versatile	mat	(honed) gloss
full body	diferent shades	shade variation	various graphics	

CARACTERÍSTICAS TÉCNICAS ANTIDESLIZAMIENTO | ANTI-SLIP CHARACTERISTICS

Ensayo Essay	Características Features	Resultado Result		
		ALL IN ONE	HONED	SOFT
DIN 51130	Ángulo crítico (Pies calzados) Critical angle (footwear)	R11	-	-
DIN 51097	Ángulo crítico (Pies descalzos) Critical angle (Wet loaded barefoot)	A+B+C	-	-
BS 7976-2	Antideslizamiento (Test del péndulo) Slip resistance (Pendulum test-PTV)	+36 Wet	-	-
UNE-ENV 12633	Antideslizamiento (Test del péndulo) Slip resistance (Pendulum test)	Class 3	-	Class 1
ANSI A137.1	Coeficiente de Fricción Dinámico Dynamic Coefficient of Friction (DCOF)	>0,42	-	-
ISO 10545-6	Resistencia a la abrasión profunda/ Resistance to Deep Abrasion	< 175 mm ³	< 175 mm ³	-

EMBALAJE | PACKING

(Los pesos aquí reflejados pueden sufrir ligeras variaciones en función del lote de producción. Weights shown here may slightly vary depending on the production lot.)

Formato Sizes	Cajas Boxes			Pallet				Cont./20' 21500 kg.	Cont./20' 24000 kg.
	Piezas	m ² / sq.m	kg	Cajas	m ² / sq.m	kg	Tamaño cm aprox.		
cm									
75,5 * 151 * 1,1	1	1,14	28,88	40	45,6	1200	160 * 92 * 76	775,2 m ² (17 pallets)	20400 kg (17 pallets)
90 * 90 * 1	2	1,62	40	22	35,64	905	105 * 95 * 75	846,7	945,15
60 * 120 * 1	2	1,44	33,18	27	38,88	920	120 * 80 * 75	908,61	1014,26
60 * 60 * 1	3	1,08	24,3	36	38,88	899	120 * 80 * 75	929,83	1037,95
inch	units	ft ²	lb	Boxes	ft ²	lb	Sizes Inch approx.	ft ²	ft ²
29 3/4 * 59 7/16 * 7/16	1	12,27	63,67	40	490,84	2646	47 1/4 * 31 1/2 * 29 15/16	8344,18 (17 pallets)	44974,3 lb (17 pallets)
35 7/16 * 35 7/16 * 3/8	2	17,44	83,69	22	383,63	1.896,22	41 5/6 * 37 3/8 * 29 1/2	9.589,39	10.704,43
23 5/8 * 47 1/4 * 3/8	2	15,50	73,15	27	418,50	2.027,92	47 1/4 * 31 1/2 * 29 1/2	9.781,75	10.919,17
23 5/8 * 23 5/8 * 3/8	3	11,63	53,57	36	418,50	1.981,49	47 1/4 * 31 1/2 * 29 1/2	10.010,95	11.175,02



Aspen

Porcelain tiles

Aspen Camel_19,5*121,5





Aspen
Porcelain tiles

Aspen Ash_19,5*121,5




Aspen Sand_19,5*121,5 Pure Geometric

Aspen

Porcelain tiles

ASPEN

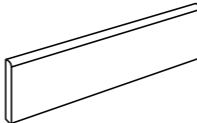
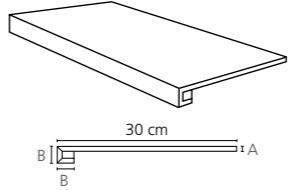
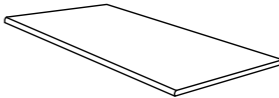






45 patterns

19,5 * 121,5 * 1 cm | 8 * 48"

RECTIFIED	NATURAL	ANTISLIP
	BN60	BN95
ASH	24958	-
SAND	24959	-
CAMEL	24957	24961
SMOKE	24960	24962

PIEZA COMPLEMENTARIA | COMPLEMENTARY PIECE

Rodapie - Skirting	Peldaño técnico - Technical stair - thread	Peldaño romo - Rounded stair - thread	*S.K.I.	*S.K.D.	*Z.R.I.	*Z.R.D.
						
8 * 60,7 cm 4 * 24" P34	30 * 121,5 cm 12 * 48" P75 A= 1 cm B= 3 cm	30 * 121,5 cm 12 * 48" P77				

CARACTERÍSTICAS TÉCNICAS | TECHNICAL CHARACTERISTICS

joint	frost proof	versatile	mat	diferent shades	shade variation	various graphics	various moulds
							

CARACTERÍSTICAS TÉCNICAS ANTIDESLIZAMIENTO | ANTI-SLIP CHARACTERISTICS

Ensayo Essay	Características Features	Resultado Result	
		NATURAL	ANTISLIP
DIN 51130	Ángulo crítico (Pies calzados) Critical angle (footwear)	R9	R11
DIN 51097	Ángulo crítico (Pies descalzos) Critical angle (Wet loaded barefoot)	-	A+B
BS-7976-2	Antideslizamiento (Test del péndulo) Slip resistance (Pendulum test-PTV)	-	+36 Wet
UNE-ENV-12633	Antideslizamiento (Test del péndulo) Slip resistance (Pendulum test)	Class 1	Class 3
ANSI A137.1	Coefficiente de Fricción Dinámico Dynamic Coefficient of Friction	> 0,42	>0,42
ISO 10545-7	Resistencia a la Abrasión Superficial/Resistance to Surface Abrasion	PEI 4	

EMBALAJE | PACKING

(Los pesos aquí reflejados pueden sufrir ligeras variaciones en función del lote de producción. Weights shown here may slightly vary depending on the production lot.)

Formato Sizes	Cajas Boxes			Pallet				Cont./20' 21500 kg.	Cont./20' 24000 kg.
cm	Piezas	m2/ sq.m	kg	Cajas	m2/ sq.m	kg	Tamaño cm aprox.	m2/ sq.m	m2/ sq.m
19,5 * 121,5 * 1	4	0,95	22,17	40	38	912	128 * 95 * 55	895,83	1000
inch	Units	ft2	lb	Boxes	ft2	lb	Sizes inch approx.	ft2	ft2
7 11/16 * 47 13/16 * 3/8	4	10,23	48,88	40	409,03	2010,96	50 3/8 * 37 3/8 * 21 5/8	9642,75	10764



ASPEN Ash



ASPEN Sand



ASPEN Camel



ASPEN Smoke



Boreal

Porcelain tiles

Boreal Sand_23*120 Boreal Walnut_23*120 Ground Bone_60*60 SF

Boreal

Porcelain tiles

BOREAL

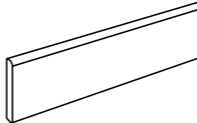
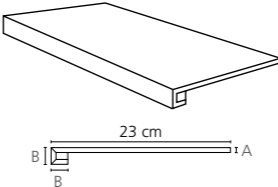
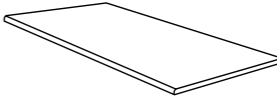






28 patterns

23 * 120 * 1,1 cm | 9 * 48"

NO RECTIFIED	NATURAL	ANTISLIP
	BN100	BN104
WALNUT	23452	23598
SMOKE	23451	23599
SAND	23450	-
BONE	23449	-

PIEZA COMPLEMENTARIA | COMPLEMENTARY PIECE

Rodapie - Skirting	Peldaño técnico - Technical stair - thread	Peldaño romo - Rounded stair - thread	*S.K.I.	*S.K.D.	*Z.R.I.	*Z.R.D.
 R.	 23 cm A= 1,1 cm B= 3,3 cm	 P.				
8 * 60 cm 3 * 24" P13 7,5 * 60 cm 3 * 24" P34	23 * 120 cm 9 * 48" P75	23 * 120 cm 9 * 48" P77	8 * 30 cm 3 * 12" P51			

CARACTERÍSTICAS TÉCNICAS | TECHNICAL CHARACTERISTICS

joint	frost proof	versatile	matt	diferent shades	shade variation	various graphics	various moulds
							

CARACTERÍSTICAS TÉCNICAS ANTIDESLIZAMIENTO | ANTI-SLIP CHARACTERISTICS

Ensayo Essay	Características Features	Resultado Result	
		NATURAL	ANTISLIP
DIN 51130	Ángulo crítico (Pies calzados) Critical angle (footwear)	R9	R11
DIN 51097	Ángulo crítico (Pies descalzos) Critical angle (Wet loaded barefoot)	-	A+B
BS 7976-2	Antideslizamiento (Test del péndulo) Slip resistance (Pendulum test-PTV)	-	+36 Wet
UNE-ENV 12633	Antideslizamiento (Test del péndulo) Slip resistance (Pendulum test)	Class 1	Class 3
ANSI A137.1	Coefficiente de Fricción Dinámico Dynamic Coefficient of Friction (DCOF)	> 0,42	> 0,42
ISO 10545-7	Resistencia a la Abrasión Superficial Resistance to Surface Abrasion	PEI 4	PEI 4

EMBALAJE | PACKING

(Los pesos aquí reflejados pueden sufrir ligeras variaciones en función del lote de producción. Weights shown here may slightly vary depending on the production lot.)

Formato Sizes	Cajas Boxes			Pallet				Cont./20' 21500 kg.	Cont./20' 24000 kg.
	Piezas	m ² / sq.m	kg	Cajas	m ² / sq.m	kg	Tamaño cm aprox.	m ² / sq.m	m ² / sq.m
23 * 120 * 1,1	4	1,10	26,25	36	39,60	969	120 * 95 * 63	878,64	980,80
inch	Units	ft ²	lb	Boxes	ft ²	lb	Sizes inch approx.	ft ²	ft ²
9 1/16 * 47 1/4 * 7/16	4	11,84	57,89	36	426,25	2136,65	47 1/4 * 37 3/8 * 24 13/16	9457,66	10557,38



BOREAL Bone

BOREAL Sand

BOREAL Walnut

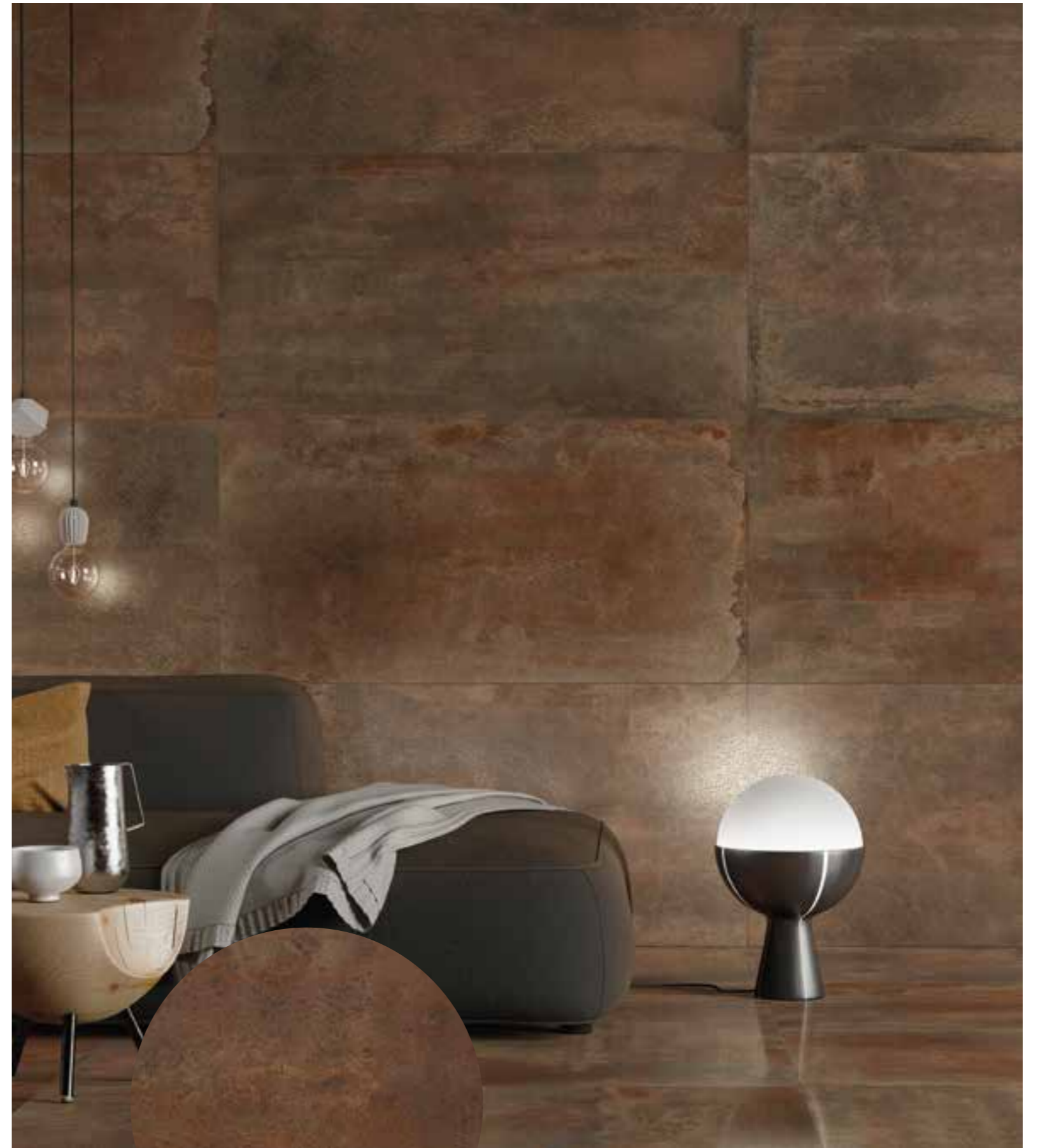
BOREAL Smoke



Brass

Porcelain tiles

Brass Cloud_60*120 L
Brass Cloud_60*60 L
D.Brazen Cloud/5




Brass Oxide_60*120 L Brass Oxide_60*60 L



Brass


Porcelain tiles

BRASS



60 * 120 * 1 cm | 24 * 48"

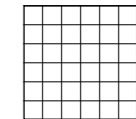
RECTIFIED	NATURAL	LAPATTO
	BN72	BN86
CLOUD	25597	25594
OXIDE	25599	25596
NIGHT	25598	25595



60 * 60 * 1 cm | 24 * 24"

RECTIFIED	NATURAL	LAPATTO
	BN33	BN38
CLOUD	25600	25603
OXIDE	25602	25605
NIGHT	25601	25604

D. BRAZEN



30 * 30 cm | 12 * 12"

NO RECTIFIED	NATURAL
	P45
CLOUD	21331
OXIDE	21333
NIGHT	21332

PIEZA COMPLEMENTARIA | COMPLEMENTARY PIECE

Rodapie - Skirting	Peldaño técnico - Technical stair - thread	Peldaño romo - Rounded stair - thread	*S.K.I.	*S.K.D.	*Z.R.I.	*Z.R.D.
8*60 cm 3 * 24" P34	30*60 cm 12 * 24" P54 30*120 cm 12 * 48" P75 A= 1 cm B= 3 cm	30*60 cm 12*24" P64 30*120 cm 12*48" P77	8*30 cm 3*12" P55			

CARACTERÍSTICAS TÉCNICAS | TECHNICAL CHARACTERISTICS

joint	frost proof	versatile	diferent shades	shade variation	various graphics	matt	* gloss

* acabado lapatto | lapatto finish

CARACTERÍSTICAS TÉCNICAS ANTIDESLIZAMIENTO | ANTI-SLIP CHARACTERISTICS

Ensayo Essay	Características Features	Resultado Result	
		NATURAL	LAPATTO
DIN 51130	Ángulo crítico (Pies calzados) Critical angle (footwear)	R10	R9
DIN 51097	Ángulo crítico (Pies descalzos) Critical angle (Wet loaded barefoot)	A+B	-
BS 7976-2	Antideslizamiento (Test del péndulo) Slip resistance (Pendulum test-PTV)	+36 Wet	-
UNE-ENV 12633	Antideslizamiento (Test del péndulo) Slip resistance (Pendulum test)	Class 2	Class 1
ANSI A137.1	Coefficiente de Fricción Dinámico Dynamic Coefficient of Friction (DCOF)	> 0,42	-
ISO 10545-7	Resistencia a la Abrasión Superficial Resistance to Surface Abrasion	PEI 4	PEI 4

EMBALAJE | PACKING

(Los pesos aquí reflejados pueden sufrir ligeras variaciones en función del lote de producción. Weights shown here may slightly vary depending on the production lot.)

Formato Sizes	Cajas Boxes			Pallet				Cont./20' 21500 kg.	Cont./20' 24000 kg.
	Piezas	m ² / sq.m	kg	Cajas	m ² / sq.m	kg	Tamaño cm aprox.		
cm									
60 * 120 * 1	2	1,44	33,18	27	38,88	920	120 * 80 * 75	908,61	1014,26
60 * 60 * 1	3	1,08	24,30	36	38,88	899	120 * 80 * 75	929,83	1037,95
inch	Units	ft ²	lb	Boxes	ft ²	lb	Sizes inch approx.	ft ²	ft ²
23 5/8 * 47 1/4 * 3/8	2	15,50	73,16	27	418,50	2028,60	41 5/16 * 31 1/2 * 29 1/2	9780,26	10917,50
23 5/8 * 23 5/8 * 3/8	3	11,63	53,59	36	418,50	1982,30	41 5/16 * 31 1/2 * 29 1/2	10008,72	11172,53



BRASS Cloud



BRASS Oxide



BRASS Night



Essence

Porcelain tiles

Essence Almond_19,5 Essence Almond_15



Essence

Porcelain tiles

Essence Taupe_19,5
Erta Silver_100
Erta Silver Decor_100






Essence Taupe_19,5

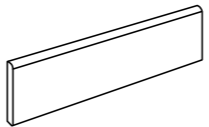
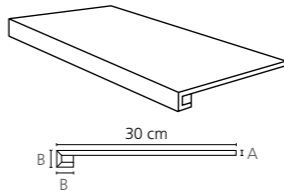
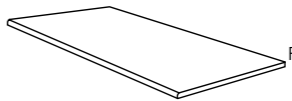
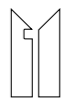

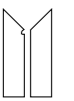
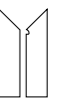
Essence

Porcelain tiles









ESSENCE

	36 patterns		60 patterns		60 patterns
24 * 151 * 1 cm 10 * 59"		19,5 * 121,5 * 1 cm 8 * 48"		15 * 90 * 1 cm 6 * 36"	
RECTIFIED	NATURAL	RECTIFIED	NATURAL	RECTIFIED	NATURAL
	BN93		BN60		BN1
MAPLE	-	MAPLE	25637	MAPLE	21886
ALMOND	22329	ALMOND	25635	ALMOND	21885
TAUPE	22330	TAUPE	25639	TAUPE	21888
NUT	-	NUT	25638	NUT	21887

PIEZA COMPLEMENTARIA | COMPLEMENTARY PIECE

Rodapie - Skirting	Peldaño técnico - Technical stair - thread	Peldaño romo - Rounded stair - thread	*S.K.I.	*S.K.D.	*Z.R.I.	*Z.R.D.
						
7,5 * 45 cm 3 * 18" P29	30 * 121,5 cm 12 * 48" P75 A= 1 cm B= 3 cm	30 * 121,5 cm 12 * 48" P77				

CARACTERÍSTICAS TÉCNICAS | TECHNICAL CHARACTERISTICS

joint	frost proof	versatile	matt
			
diferent shades	shade variation	various graphics	various moulds
			

CARACTERÍSTICAS TÉCNICAS ANTIDESLIZAMIENTO | ANTI-SLIP CHARACTERISTICS

Ensayo Essay	Características Features	Resultado Result	
		NATURAL	ANTISLIP
DIN 51130	Ángulo crítico (Pies calzados) Critical angle (footwear)	R9	R11
DIN 51097	Ángulo crítico (Pies descalzos) Critical angle (Wet loaded barefoot)	-	A+B
BS 7976-2	Antideslizamiento (Test del péndulo) Slip resistance (Pendulum test-PTV)	-	+36 Wet
UNE-ENV 12633	Antideslizamiento (Test del péndulo) Slip resistance (Pendulum test)	Class 1	Class 3
ANSI A137.1	Coefficiente de Fricción Dinámico Dynamic Coefficient of Friction (DCOF)	> 0,42	> 0,42
ISO 10545-7	Resistencia a la Abrasión Superficial Resistance to Surface Abrasion	PEI 4	PEI 4

EMBALAJE | PACKING

(Los pesos aquí reflejados pueden sufrir ligeras variaciones en función del lote de producción. Weights shown here may slightly vary depending on the production lot.)

Formato Sizes	Cajas Boxes			Pallet			Cont./20' 21500 kg.	Cont./20' 24000 kg.	
	Piezas	m ² / sq.m	kg	Cajas	m ² / sq.m	kg			Tamaño cm aprox.
cm									
15 * 90 * 1	7	0,95	21,70	48	45,60	1066	100 * 100 * 75	919,70	1026,64
19,5 * 121,5 * 1	4	0,95	22,17	40	38	912	128 * 95 * 55	895,83	1000
24 * 151 * 1	3	1,09	24	48	52,32	1200	160 * 83 * 63	889,44	889,44
inch									
5 7/8 * 35 7/16 * 3/8	7	10,23	47,84	48	490,84	2350,53	39 3/8 * 39 3/8 * 29 1/2	9899,65	11050,77
7 11/16 * 47 13/16 * 3/8	4	10,23	48,88	40	409,03	2010,96	50 3/8 * 37 3/8 * 21 5/8	9642,75	10764
9 7/16 * 59 7/16 * 3/8	3	11,73	52,9	48	563,16	2645,54	63 * 32 11/16 * 24 13/16	9573,85	9573,85



ESSENCE Maple



ESSENCE Almond



ESSENCE Taupe



ESSENCE Nut



Ground

Porcelain tiles

Ground Bone_90*90 SF Ground Bone_90*90 A




100

101

Ground


Porcelain tiles

GROUND



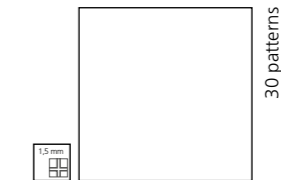
90 * 90 * 1 cm | 36 * 36"

RECTIFIED	SOFT	LAPATTO	ANTISLIP
	BN48	BN42	BN90
BONE	24944	27134	24973
GREY	24792	27135	24974
SILVER	24790	27136	24975



60 * 60 * 1 cm | 24 * 24"

RECTIFIED	SOFT	LAPATTO	ANTISLIP
	BN33	BN38	BN88
BONE	24936	27128	24979
GREY	24937	27130	24980
SILVER	24938	27129	24981




45,6 * 45,6 * 0,8 cm | 18 * 18"

NO RECTIFIED	SOFT
	BN59
BONE	23770
GREY	23771
SILVER	23769



45 * 90 * 1 cm | 18 * 36"

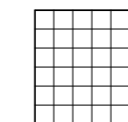
RECTIFIED	SOFT	LAPATTO
	BN70	BN43
BONE	24930	27125
GREY	24931	27126
SILVER	24932	27127



9,9 * 60 * 1 cm | 4 * 24"

RECTIFIED	SOFT	LAPATTO
	BN97	BN98
BONE	24941	27131
GREY	24942	27133
SILVER	24943	27132


D. GROUND MOSAIC



30 * 30 cm | 12 * 12"

NO RECTIFIED	SOFT
	P37
BONE	23435
GREY	23438
SILVER	23439


D. GROUND SPAC



30 * 30 cm | 12 * 12"


NO RECTIFIED	SOFT
	P58
BONE	23505
GREY	23506
SILVER	23507

MILA



29 * 90 * 1 cm | 12 * 36"

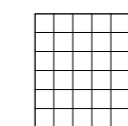
RECTIFIED	SOFT	LAPATTO
	BN114	BN115
BONE	24920	27119
GREY	24921	27120
SILVER	24922	27121



60 * 60 * 1 cm | 24 * 24"

RECTIFIED	SOFT	LAPATTO
	BN40	BN83
WARM	24953	27137
COLD	24952	27138

D. MILA MOSAIC



30 * 30 cm | 12 * 12"

NO RECTIFIED	SOFT
	P37
WARM	23441
COLD	23442



26805 ALUMINIO/60/MAT _
60 * 0,5 cm | 24 * 0,2" _ **P32**



26200 ALUMINIO/90/MAT _
90 * 0,5 cm | 35 * 0,2" _ **P39**



26201 L. GOLDEN/MAT/90 _
90 * 0,5 cm | 35 * 0,2" _ **P39**



GROUND Bone



GROUND Silver



GROUND Grey



MILA Warm

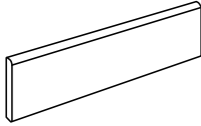
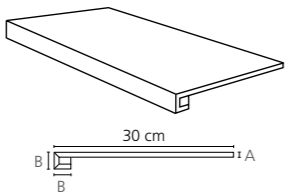
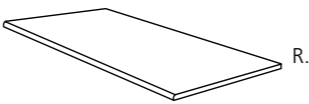






MILA Cold

Ground

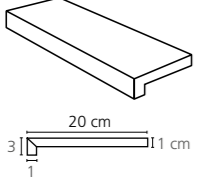
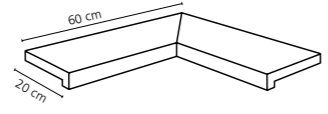
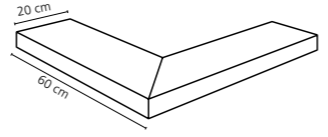
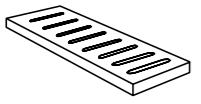
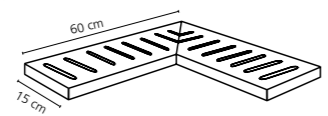

Porcelain tiles

PIEZA COMPLEMENTARIA | COMPLEMENTARY PIECE


Rodapie - Skirting	Peldaño técnico - Technical stair - thread	Peldaño romo - Rounded stair - thread	*S.K.I.	*S.K.D.	*Z.R.I.	*Z.R.D.
						
8 * 90/SF cm 3 * 36" P44 8 * 90/L cm 3 * 36" P44 8 * 60/L cm 3 * 24" P34 8 * 60 cm 3 * 24" P13 8 * 45,6 cm 3 * 18" P9	30 * 90 cm 12 * 36" P76 30 * 60 cm 12 * 24" P54 A= 1 cm B= 3 cm	30 * 90 cm 12 * 36" P61 30 * 60 cm 12 * 24" P64	8 * 30 cm 3 * 12" P55			

PIEZA ESPECIAL PISCINA | SPECIAL PIECE POOL


*Pedido mínimo 10 unidades | Minimum order 10 items

Peldaño Vierteagua Pool Coping	Peldaño vierteagua angulo Pool Coping internal corner	Peldaño vierteagua esquina Pool Coping external corner
		
20 * 60 cm 8 * 24" P61	20 * 60 cm 24 * 24" P70 (PACK 2 units)	20 * 60 cm 24 * 24" P70 (PACK 2 units)
Rejilla Drainage grate	Angulo rejilla Angle corner drainage grate	Taco rejilla Square corner drainage grate
		
15 * 60 * 2,2 cm 6 * 24" P54	15 * 60 * 2,2 cm 24 * 24" P75 (PACK 2 units)	15 * 15 * 2,2 cm 6 * 6" P85

CARACTERÍSTICAS TÉCNICAS | TECHNICAL CHARACTERISTICS

joint	frost proof	versatile	matt	full body	diferent shades	shade variation	various graphics
							

CARACTERÍSTICAS TÉCNICAS ANTIDESLIZAMIENTO | ANTI-SLIP CHARACTERISTICS

Ensayo Essay	Características Features	Resultado Result		
		SOFT	LAPATTO	ANTISLIP
DIN 51130	Ángulo crítico (Pies calzados) Critical angle (footwear)	*R9	R10	R9
DIN 51097	Ángulo crítico (Pies descalzos) Critical angle (Wet loaded barefoot)	*-	A+B	-
BS-7976-2	Antideslizamiento (Test del péndulo) Slip resistance (Pendulum test-PTV)	*-	+36 Wet	-
UNE-ENV-12633	Antideslizamiento (Test del péndulo) Slip resistance (Pendulum test)	*Class 1	Class 2	Class 2
ANSI A137.1	Coefficiente de Fricción Dinámico Dynamic Coefficient of Friction	*-	> 0,42 Wet	> 0,42 Wet
ISO 10545-6	Resistencia a la abrasion profunda/ Resistance to Deep Abrasion	< 175 mm3	< 175 mm3	< 175 mm3
	Producto certificado por CSTB CSTB Certified product	✓	✓	✓

* solo en el formato: 45,6*45,6*0,8 cm | only format: 18*18"

EMBALAJE | PACKING

(Los pesos aquí reflejados pueden sufrir ligeras variaciones en función del lote de producción. Weights shown here may slightly vary depending on the production lot.)

Formato Sizes	Cajas Boxes			Pallet			Tamaño cm aprox.	Cont./20' 21500 kg.	Cont./20' 24000 kg.
	Piezas	m2 sq. m	kg	Cajas	m2 sq. m	kg			
cm									
90 * 90 * 1	2	1,62	37,96	22	35,64	860	105 * 95 * 75	891	994,6
45 * 90 * 1	2	0,81	19,08	36	29,16	699	100 * 100 * 59	896,91	1001,2
29 * 90 * 1	3	0,78	20	54	42,12	1105	105 * 95 * 75	819,53	914,82
9,9 * 60 * 1	13	0,77	16,45	64	49,28	1065	100 * 100 * 94	994,85	1110,54
60 * 60 * 1	3	1,08	24,3	36	38,88	899	120 * 80 * 75	929,83	1037,95
45,6 * 45,6 * 0,8	5	1,04	18,8	66	68,64	1265	120 * 80 * 105	1166,61	1302,26
inch	Units	ft2	lb	Boxes	ft2	lb	Sizes inch approx.	ft2	ft2
35 7/16 * 35 7/16 * 3/8	2	17,44	83,7	22	383,63	1896,3	41 5/16 * 37 3/8 * 29 1/2	9590,72	10705,92
17 11/16 * 35 7/16 * 3/8	2	8,72	42,07	36	313,88	1541,3	41 5/16 * 31 1/2 * 41 5/16	9654,34	10776,94
11 7/16 * 35 7/16 * 3/8	3	8,4	44,09	54	453,38	2436,53	41 5/16 * 37 3/8 * 29 1/2	8821,41	9847,16
3 7/8 * 23 5/8 * 3/8	13	8,29	36,27	64	530,45	2348,33	39 3/8 * 39 3/8 * 37	10708,61	11953,8
23 5/8 * 23 5/8 * 3/8	3	11,63	53,59	36	418,5	1982,3	41 5/16 * 31 1/2 * 29 1/2	10008,72	11172,53
17 15/16 * 17 15/16 * 5/16	5	11,19	41,45	66	738,84	2789,33	39 3/8 * 39 3/8 * 23 1/4	12557,38	14017,54



Grove

Porcelain tiles

Grove-H

Grove

Porcelain tiles

GROVE



36 patterns

19,5 * 121,5 * 1 cm | 8 * 48"

RECTIFIED	NATURAL
	BN2
G	25486
B	25485
H	25487
T	25488

T.BARCELOS



17 patterns

19,5 * 19,5 cm | 8 * 8"

RECTIFIED	NATURAL
	P23
T. BARCELOS	25371

T.OXIK



30 patterns

19,5 * 19,5 cm | 8 * 8"

RECTIFIED	NATURAL
	P23
T. OXIK	25372



T. BARCELOS



T. OXIK

PIEZA COMPLEMENTARIA | COMPLEMENTARY PIECE

Rodapie - Skirting	Peldaño técnico - Technical stair - thread	Peldaño romo - Rounded stair - thread	*S.K.I.	*S.K.D.	*Z.R.I.	*Z.R.D.
7,5 * 45 cm 3 * 18" P29	19,5 * 121,5 cm 8 * 48" P75 A= 1 cm B= 3 cm	19,5 * 121,5 cm 8 * 48" P77				

CARACTERÍSTICAS TÉCNICAS | TECHNICAL CHARACTERISTICS

joint	frost proof	versatile	mat	diferent shades	shade variation	various graphics	various moulds

CARACTERÍSTICAS TÉCNICAS ANTIDESLIZAMIENTO | ANTI-SLIP CHARACTERISTICS

Ensayo Essay	Características Features	Resultado Result
DIN 51130	Ángulo crítico (Pies calzados) Critical angle (footwear)	R9
UNE-ENV 12633	Antideslizamiento (Test del péndulo) Slip resistance (Pendulum test)	Class 1
ISO 10545-7	Resistencia a la Abrasión Superficial Resistance to Surface Abrasion	PEI 4

EMBALAJE | PACKING

(Los pesos aquí reflejados pueden sufrir ligeras variaciones en función del lote de producción. Weights shown here may slightly vary depending on the production lot.)

Formato Sizes	Cajas Boxes			Pallet			Tamaño cm aprox.	Cont./20' 21500 kg.	Cont./20' 24000 kg.
	Piezas	m ² /sq.m	kg	Cajas	m ² /sq.m	kg			
cm									
19,5 * 121,5 * 1	4	0,95	22,17	40	38	912	128 * 95 * 55	895,83	1000
inch	Units	ft ²	lb	Boxes	ft ²	lb	Sizes inch approx.	ft ²	ft ²
7 11/16 * 47 13/16 * 3/8	4	10,23	48,88	40	409,03	2010,96	50 3/8 * 37 3/8 * 21 5/8	9642,75	10764



GROVE G



GROVE B



GROVE H



GROVE T



Grunge

Porcelain tiles

Grunge Grey AS_90*90





112

113

Grunge

Porcelain tiles

Grunge Grey AS_30*60 Grunge Grey AS_60*60 Grunge Grey decor_25*75



Grunge

Porcelain tiles

Grunge White AS_60*120




Grunge

Porcelain tiles




MATCHING WALL COLLECTIONS
GRUNGE_WHITE BODY | Pag. 246

GRUNGE



90 * 90 * 1 cm | 36 * 36"

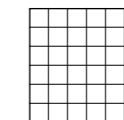
RECTIFIED	ALL IN ONE
	BN90
ANTHRACITE	27424
BEIGE	27425
GREY	27426
WHITE	27427



60 * 60 * 1 cm | 24 * 24"

RECTIFIED	ALL IN ONE
	BN88
ANTHRACITE	27409
BEIGE	27410
GREY	27411
WHITE	27408


D. GRUNGE MOSAIC



30 * 30 cm | 12 * 12"


NO RECTIFIED	ALL IN ONE
	P37
ANTHRACITE	27603
BEIGE	27605
GREY	27606
WHITE	27607

D. GRUNGE SPAC



30 * 30 cm | 12 * 12"

NO RECTIFIED	ALL IN ONE
	P58
ANTHRACITE	27608
BEIGE	27609
GREY	27610
WHITE	27611




75,5 * 151 * 1,1 cm | 30 * 59"

RECTIFIED	ALL IN ONE
	BN119
ANTHRACITE	27432
BEIGE	27433
GREY	27434
WHITE	27435



60 * 120 * 1 cm | 24 * 48"

RECTIFIED	ALL IN ONE
	BN116
ANTHRACITE	27400
BEIGE	27401
GREY	27402
WHITE	27399



30 * 60 * 1 cm | 12 * 24"

RECTIFIED	ALL IN ONE
	BN107
ANTHRACITE	27405
BEIGE	27406
GREY	27407
WHITE	27403

D. GRUNGE HEXA



28,3 * 29,4 cm | 12 * 12"

NO RECTIFIED	ALL IN ONE
	P60
ANTHRACITE	27956
BEIGE	27957
GREY	27958
WHITE	27959



26805 ALUMINIO/60/MAT _ 60 * 0,5 cm | 24 * 0,2" _ P32



26200 ALUMINIO/90/MAT _ 90 * 0,5 cm | 35 * 0,2" _ P39




20347 L. IRON ANTHRACITE _ 1,5 * 90 cm | 0,6 * 36" _ P38



26201 L. GOLDEN/MAT/90 _ 90 * 0,5 cm | 35 * 0,2" _ P39



20348 L. IRON MOCCHA _ 1,5 * 90 cm | 0,6 * 36" _ P38



GRUNGE White



GRUNGE Beige



GRUNGE Grey



GRUNGE Anthracite

Grunge

Porcelain tiles

CARACTERÍSTICAS TÉCNICAS | TECHNICAL CHARACTERISTICS

joint	frost proof	versatile	full body	diferent shades	shade variation	various graphics

CARACTERÍSTICAS TÉCNICAS ANTIDESLIZAMIENTO | ANTI-SLIP CHARACTERISTICS

Ensayo Essay	Características Features	Resultado Result
DIN 51130	Ángulo crítico (Pies calzados) Critical angle (footwear)	R11
BS 7976-2	Antideslizamiento (Test del péndulo) Slip resistance (Pendulum test-PTV)	+36 Wet
UNE-ENV 12633	Antideslizamiento (Test del péndulo) Slip resistance (Pendulum test)	Class 3
ANSI A.1371	Coefficiente de Fricción Dinámico Dynamic Coefficient of Friction (DCOF)	> 0,42 Wet
ISO 10545-6	Resistencia a la abrasión profunda Resistance to Deep Abrasion	< 175 mm3

EMBALAJE | PACKING

(Los pesos aquí reflejados pueden sufrir ligeras variaciones en función del lote de producción. Weights shown here may slightly vary depending on the production lot.)

Formato Sizes	Cajas Boxes			Pallet				Cont./20' 21500 kg.	Cont./20' 24000 kg.
	Piezas	m2/ sq.m	kg	Cajas	m2/ sq.m	kg	Tamaño cm aprox.	m2/ sq.m	m2/ sq.m
75,5 * 151 * 1,1	1	1,14	28,88	40	45,6	1200	160 * 92 * 76	775,2 m2 (17 pallets)	20400 kg (17 pallets)
90 * 90 * 1	2	1,62	40	22	35,64	905	105 * 95 * 75	846,7	945,15
60 * 120 * 1	2	1,44	33,18	27	38,88	920	120 * 80 * 75	908,61	1014,26
60 * 60 * 1	3	1,08	24,3	36	38,88	899	120 * 80 * 75	929,83	1037,95
30 * 60 * 1	6	1,08	24,30	48	51,84	1190	120 * 80 * 75	936,61	1045,51
inch	units	ft2	lb	Boxes	ft2	lb	Sizes Inch approx.	ft2	ft2
29 3/4 * 59 7/16 * 7/16	1	12,27	63,67	40	490,84	2646	47 1/4 * 31 1/2 * 29 15/16	8344,18 (17 pallets)	44974,3 lb (17 pallets)
35 7/16 * 35 7/16 * 3/8	2	17,44	83,69	22	383,63	1.896,22	41 5/6 * 37 3/8 * 29 1/2	9589,39	10704,43
23 5/8 * 47 1/4 * 3/8	2	15,50	73,15	27	418,50	2.027,92	47 1/4 * 31 1/2 * 29 1/2	9781,75	10919,17
23 5/8 * 23 5/8 * 3/8	3	11,63	53,57	36	418,50	1.981,49	47 1/4 * 31 1/2 * 29 1/2	10010,95	11175,02
11 13/16 * 23 5/8 * 3/8	6	11,63	53,57	48	558,01	2623,95	41 5/16 * 31 1/2 * 29 1/2	10081,62	11253,90

PIEZA COMPLEMENTARIA | COMPLEMENTARY PIECE

Rodapie - Skirting	Peldaño técnico - Technical stair - thread	Peldaño romo - Rounded stair - thread	*S.K.I.	*S.K.D.	*Z.R.I.	*Z.R.D.
8 * 60 cm 3 * 24" P13 8 * 90 cm 3 * 36" P44	30 * 60 cm 12 * 24" P54 30 * 90 cm 12 * 36" P76 30 * 120 cm 12 * 48" P75 A= 1 cm B= 3 cm 30 * 75,5 cm 12 * 30" P70 30 * 151 cm 12 * 59" P80 A= 1,1 cm B= 3,3 cm	30 * 60 cm 12 * 24" P64 30 * 90 cm 12 * 36" P61 30 * 120 cm 12 * 48" P77 30 * 75,5 cm 12 * 30" P78 30 * 151 cm 12 * 59" P54				

PIEZA ESPECIAL PISCINA | SPECIAL PIECE POOL

*PEDIDO MÍNIMO 10 UNIDADES | MINIMUM ORDER 10 ITEMS


Peldaño Vierendeau Pool Coping	Peldaño vierendeau angulo Pool Coping internal corner	Peldaño vierendeau esquina Pool Coping external corner
20 * 60 cm 8 * 24" P61	20 * 60 cm 24 * 24" P70 (PACK 2 units)	20 * 60 cm 24 * 24" P70 (PACK 2 units)
Rejilla Drainage grate	Angulo rejilla Angle corner drainage grate	Taco rejilla Square corner drainage grate
15 * 60 * 2,2 cm 6 * 24" P54	15 * 60 * 2,2 cm 24 * 24" P75 (PACK 2 units)	15 * 15 * 2,2 cm 6 * 6" P85




HV-2

House of Vanity

Porcelain tiles



HV-1




HV-2




C.HV-12



T.HV-12



HV-4



HV-3




C.HV-34



T.HV-34

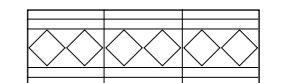
HV



33 * 33 * 0,83 cm | 13 * 13"

NO RECTIFIED	NATURAL
	BNG1
HV-1	14644
HV-2	14645
HV-3	14646
HV-4	14647

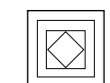
C. HV



11 * 33 cm | 4 * 13"

NO RECTIFIED	NATURAL
	P12
C. HV-12	14683
C. HV-34	14684

T. HV



11 * 11 cm | 4 * 4"

NO RECTIFIED	NATURAL
	P6
T. HV-12	14685
T. HV-34	14686

CARACTERÍSTICAS TÉCNICAS | TECHNICAL CHARACTERISTICS

joint	frost proof	versatile	matt

CARACTERÍSTICAS TÉCNICAS ANTIDESLIZAMIENTO | ANTI-SLIP CHARACTERISTICS

Ensayo Essay	Características Features	Resultado Result
DIN 51130	Ángulo crítico (Pies calzados) Critical angle (footwear)	R9
UNE-ENV 12633	Antideslizamiento (Test del péndulo) Slip resistance (Pendulum test)	Class 1
ISO 10545-7	Resistencia a la Abrasión Superficial Resistance to Surface Abrasion	PEI 4

EMBALAJE | PACKING

(Los pesos aquí reflejados pueden sufrir ligeras variaciones en función del lote de producción. Weights shown here may slightly vary depending on the production lot.)

Formato Sizes	Cajas Boxes			Pallet				Cont./20'	Cont./20'
	Piezas	m ² /sq.m	kg	Cajas	m ² /sq.m	kg	Tamaño cm aprox.	m ² /sq.m	m ² /sq.m
cm									
33 * 33 * 0,83	10	1,09	22,21	52	56,68	1179	120 * 80 * 81	1033,60	1153,79
inch	Units	ft ²	lb	Boxes	ft ²	lb	Sizes inch approx.	ft ²	ft ²
13 * 13 * 5/16	10	11,73	48,98	52	610,10	2599,70	41 5/16 * 31 1/2 * 31 7/8	11125,72	12419,41



122

123

Lenk

Porcelain tiles

Lenk Maple AS_24*151



Lenk
Porcelain tiles

Lenk White AS_24*151



Lenk Honey AS_24*151 P. Lenk Honey AS_30*151





126

Lenk
Porcelain tiles

Lenk Walnut AS_24*151



127

Lenk Smoke AS_24*151



128

129

Lenk

Porcelain tiles

D. Lenk Taupe Chevron 1 AS_32*28,6 D. Lenk Taupe Chevron 2 AS_32*28,6



Lenk Honey AS_19,5*121,5

Lenk

Porcelain tiles



LENK Maple

LENK Honey

LENK Taupe

LENK Walnut

LENK White


LENK Ash

LENK Smoke






LENK



36 patterns

24 * 151 * 1 cm | 9 * 59"

RECTIFIED	ALL IN ONE
	BN121
ASH	27397
HONEY	27237
MAPLE	27238
SMOKE	27398
TAUPE	27236
WALNUT	27239
WHITE	27475

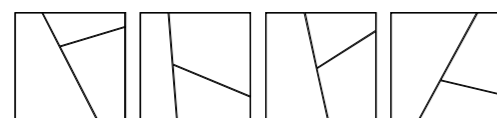


48 patterns

19,5 * 121,5 * 1 cm | 8 * 48"

RECTIFIED	ALL IN ONE
	BN95
ASH	28315
HONEY	28316
MAPLE	28317
SMOKE	28318
TAUPE	28319
WALNUT	28320
WHITE	28321


*D. LENK TANGRAM



30 * 30 cm | 12 * 12"

RECTIFIED	ALL IN ONE
	P53
ASH	27734
HONEY	27735
MAPLE	27740
SMOKE	27741
TAUPE	27742
WALNUT	27743
WHITE	27744

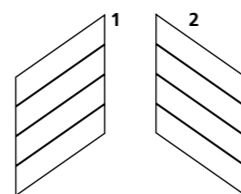
D. LENK STRIPES



24 * 75 * 1,1 cm | 9 * 30"

RECTIFIED	ALL IN ONE
	P51
ASH	27756
HONEY	27757
MAPLE	27758
SMOKE	27759
TAUPE	27760
WALNUT	27761
WHITE	27762

D. LENK CHEVRON



32 * 28 cm | 13 * 11"

RECTIFIED	ALL IN ONE
	P47
	1 2
ASH	27720 27727
HONEY	27721 27728
MAPLE	27722 27729
SMOKE	27723 27730
TAUPE	27724 27731
WALNUT	27725 27732
WHITE	27726 27733

* Se comercializan en conjuntos de 4 piezas. Precio por pieza individual.
_They are sold in groups of 4 pieces. Price to the individual piece.

PIEZA COMPLEMENTARIA | COMPLEMENTARY PIECE

Rodapie - Skirting	Peldaño técnico - Technical stair - thread	Peldaño romo - Rounded stair - thread	*S.K.I.	*S.K.D.	*Z.R.I.	*Z.R.D.
8 * 60 cm 3 * 24" P34	30 * 151 cm 12 * 59" P80 A= 1,1 cm B= 3,3 cm 30 * 121,5 cm 12 * 48" P75 A= 1 cm B= 3 cm	30 * 151 cm 12 * 59" P54 30 * 121,5 cm 12 * 48" P54	30 * 151 cm 12 * 59" P54	30 * 121,5 cm 12 * 48" P54	30 * 121,5 cm 12 * 48" P54	30 * 121,5 cm 12 * 48" P54

CARACTERÍSTICAS TÉCNICAS | TECHNICAL CHARACTERISTICS

joint	frost proof	versatile	mat	various moulds	diferent shades	shade variation	various graphics

CARACTERÍSTICAS TÉCNICAS ANTIDESLIZAMIENTO | ANTI-SLIP CHARACTERISTICS

Ensayo Essay	Características Features	Resultado Result
DIN 51130	Ángulo crítico (Pies calzados) Critical angle (footwear)	ALL IN ONE R11
DIN 51097	Ángulo crítico (Pies descalzados) Critical angle (Wet loaded barefoot)	A+B+C
BS 7976-2	Antideslizamiento (Test del péndulo) Slip resistance (Pendulum test-PTV)	+36 Wet
UNE-ENV 12633	Antideslizamiento (Test del péndulo) Slip resistance (Pendulum test)	Class 3
ANSI A137.1	Coefficiente de Fricción Dinámico Dynamic Coefficient of Friction (DCOF)	> 0,42

EMBALAJE | PACKING

(Los pesos aquí reflejados pueden sufrir ligeras variaciones en función del lote de producción. Weights shown here may slightly vary depending on the production lot.)

Formato Sizes	Cajas Boxes			Pallet				Cont./20' 21500 kg.	Cont./20' 24000 kg.
cm	Piezas	m ² /sq.m	kg	Cajas	m ² /sq.m	kg	Tamaño cm aprox.	m ² /sq.m	m ² /sq.m
24 * 151 * 1	3	1,09	24	48	52,32	1200	160 * 83 * 63	889,44	889,44
19,5 * 121,5 * 1	4	0,95	22,17	40	38	912	128 * 95 * 55	895,83	1000
inch	units	ft ²	lb	Boxes	ft ²	lb	Sizes Inch approx.	ft ²	ft ²
9 7/16 * 59 7/16 * 7/16	3	11,73	52,9	48	563,16	2645,54	63 * 32 11/16 * 24 13/16	9573,85	9573,85
7 11/16 * 47 13/16 * 3/8	4	10,23	48,88	40	409,03	2010,96	50 3/8 * 37 3/8 * 21 5/8	9642,75	10764



Mitologica

Porcelain tiles

Medea-B
Midas-B C. Hera-R/33
M. Midas-R/M

MEDEA-B



MIDAS-B



CRONOS-B



MEDEA-H



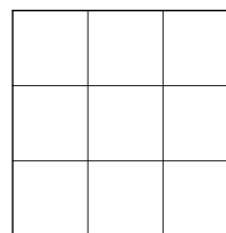
MIDAS-H



CRONOS-H




MEDEA



33 * 33 * 0,83 | 13 * 13"

NO RECTIFIED	NATURAL BN61
B	04688
H	04690


MIDAS



33 * 33 * 0,83 | 13 * 13"

NO RECTIFIED	NATURAL BN61
B	04685
H	04686

CRONOS



33 * 33 * 0,83 | 13 * 13"

NO RECTIFIED	NATURAL BN61
B	04772
H	04773

PIEZA COMPLEMENTARIA | COMPLEMENTARY PIECE

Rodapie - Skirting	Peldaño técnico - Technical stair - thread	Peldaño romo - Rounded stair - thread	*S.K.I.	*S.K.D.	*Z.R.I.	*Z.R.D.
8 * 33 cm 3 * 13" P9	30 * 33 cm 12 * 13" P68 A= 0,83 cm B= 2,49 cm	30 * 33 cm 12 * 13" P46	8 * 33 cm 3 * 13" P51			



Cronos-H Medea-H Midas-H M. Midas-H C. Apolo-H T.Apolo-H

PERSEO

	C.		C.
12 * 33 cm 5 * 13"		12 * 33 cm 5 * 13"	
NO RECTIFIED	NATURAL P46	NO RECTIFIED	NATURAL P46
C. PERSEO-B	04786	C. PERSEO-H	04787
	M.		M.
4 * 33 cm 2 * 13"		4 * 33 cm 2 * 13"	
NO RECTIFIED	NATURAL P32	NO RECTIFIED	NATURAL P32
M. PERSEO-B	04788	M. PERSEO-H	04789

*C. ZEUS

	C.		C.
11 * 33 cm 4 * 13"		11 * 33 cm 4 * 13"	
NO RECTIFIED	NATURAL P29	NO RECTIFIED	NATURAL P29
B	04845	H	04846

*C. ARTEMISA

	C.		C.
11 * 33 cm 4 * 13"		11 * 33 cm 4 * 13"	
NO RECTIFIED	NATURAL P29	NO RECTIFIED	NATURAL P29
B	04847	H	04848

* Se comercializan en conjuntos de 3 piezas. Precio por pieza individual. They are sold in groups of 3 pieces. Price to the individual piece. Commercialisés par ensemble de 3 pièces. Prix par pièce individuelle. Preis versteht sich pro Stück, abgabemenge nur als Dreier-set. Продаются в наборах из 3 штук. Цена за одну штуку.

APOLO

	C.		E.		T.
11 * 28 cm 4 * 11"		11 * 4 cm 4 * 2"		5 * 5 cm 2 * 2"	
	RESIN		NATURAL STONE		
C. APOLO-H	04832	P55	05185	P62	
E. APOLO-H	06388	P47	-		
T. APOLO-H	04833	P9	05228	P11	

HERA

	C.		E.		C.		E.
7 * 33 cm 3 * 13"		7 * 7 cm 3 * 3"		7 * 33 cm 3 * 13"		7 * 7 cm 3 * 3"	
			NATURAL STONE				NATURAL STONE
C. HERA-H	04999		P46	C. HERA-R	05000		P46
E. HERA-H	04997		P33	E. HERA-R	04998		P33

MIDAS

	COR.		E. COR.		M.		E.M.		
5 * 30 cm 2 * 12"		5 * 2,5 cm 2 * 1"		2 * 30 cm 1 * 12"		2 * 1,5 cm 1 * 0,6"			
					RESIN		NATURAL STONE		
COR. MIDAS-H	04842	P45	05226	P55	M. MIDAS-H	04840	P31	05227	P43
E. COR. MIDAS-H	06407	P43	06382	P61	E. M. MIDAS-H	06406	P23	06374	P64
					M. MIDAS-R	04839		P43	
					E. M. MIDAS-R	06375		P64	

CRONOS

	C.		E.		L.		E.L.
6 * 18 cm 2 * 7"		6 * 2 cm 2 * 1"		1,5 * 18 cm 0,6 * 7"		1,5 * 1,5 cm 0,6 * 0,6"	
					NATURAL STONE		NATURAL STONE
C. CRONOS-AM	05107	P51		L. CRONOS-AM	05113		P20
E. CRONOS-AM	06381	P87		E.L. CRONOS-AM	06373		P64

FIDIAS

	M.
3 * 30 cm 1 * 13"	
	RESIN
M. FIDIAS-H	04834
	NATURAL STONE
	P43
	05229
	P50

EMBALAJE | PACKING

Formato Sizes	Cajas Boxes			Pallet			Cont./20' 21500 kg.		Cont./20' 24000 kg.	
	Piezas	m ² /sq.m	kg	Cajas	m ² /sq.m	kg	Tamaño cm aprox.	m ² /sq.m	m ² /sq.m	
cm										
33 * 33 * 0,83	10	1,09	20,61	52	56,68	1096	120 * 80 * 81	1111,88	1241,17	
inch										
13 * 13 * 5/16	10	11,73	45,45	52	610,10	2416,68	41 5/16 * 31 1/2 * 31 7/8	11968,27	13359,93	

(Los pesos aquí reflejados pueden sufrir ligeras variaciones en función del lote de producción. Weights shown here may slightly vary depending on the production lot.)

CARACTERÍSTICAS TÉCNICAS | TECHNICAL CHARACTERISTICS

joint	frost proof	versatile	diferent shades
shade variation	various graphics	various moulds	matt

CARACTERÍSTICAS TÉCNICAS ANTIDESLIZAMIENTO | ANTI-SLIP CHARACTERISTICS

Ensayo Essay	Características Features	Resultado Result
DIN 51130	Ángulo crítico (Pies calzados) Critical angle (footwear)	R9
UNE-ENV 12633	Antideslizamiento (Test del péndulo) Slip resistance (Pendulum test)	Class 1
ISO 10545-7	Resistencia a la Abrasión Superficial Resistance to Surface Abrasion	B ₁ PEI 5, H ₁ PEI 4



138

139

Mitte

Porcelain tiles



MITTE | Mitte-W_90*90




MITTE | Alex-W Mitte-W_25*75 L'Iron Snuff

Mitte

Porcelain tiles

MITTE



90 * 90 * 1 cm | 36 * 36"

RECTIFIED	NATURAL
	BN48
w	25625
g	25626


10 patterns



45 * 90 * 1 cm | 18 * 36"

RECTIFIED	NATURAL
	BN70
w	25627
g	25628

20 patterns




60 * 60 * 1 cm | 24 * 24"

RECTIFIED	NATURAL
	BN33
w	25623
g	25624

15 patterns

D. MITTE



30 * 30 cm | 12 * 12"

NO RECTIFIED	NATURAL
	P53
w	20351
g	20352



26200 ALUMINIO/90/MAT _90 * 0,5 cm | 35 * 0,2" _ P39



26201 L. GOLDEN/MAT/90 _90 * 0,5 cm | 35 * 0,2" _ P39

CARACTERÍSTICAS TÉCNICAS | TECHNICAL CHARACTERISTICS

joint	frost proof	versatile	matt	diferent shades	shade variation	various graphics

CARACTERÍSTICAS TÉCNICAS ANTIDESLIZAMIENTO | ANTI-SLIP CHARACTERISTICS

Ensayo Essay	Características Features	Resultado Result
DIN 51130	Ángulo crítico (Pies calzados) Critical angle (footwear)	R9
UNE-ENV 12633	Antideslizamiento (Test del péndulo) Slip resistance (Pendulum test)	Class 1
ISO 10545-7	Resistencia a la Abrasión Superficial Resistance to Surface Abrasion	PEI 4


PIEZA COMPLEMENTARIA | COMPLEMENTARY PIECE

Rodapie - Skirting	Peldaño técnico - Technical stair - thread	Peldaño romo - Rounded stair - thread	*S.K.I.	*S.K.D.	*Z.R.I.	*Z.R.D.
8 * 90 cm 3 * 36" P44 8 * 60 cm 3 * 24" P34	30 * 90 cm 12 * 36" P76 30 * 60 cm 12 * 24" P54 A= 1 cm B= 3 cm	30 * 90 cm 12 * 36" P61 30 * 60 cm 12 * 24" P64				

EMBALAJE | PACKING

(Los pesos aquí reflejados pueden sufrir ligeras variaciones en función del lote de producción. Weights shown here may slightly vary depending on the production lot.)

Formato Sizes	Cajas Boxes			Pallet				Cont./20' 21500 kg.	Cont./20' 24000 kg.
	Piezas	m ² / sq.m	kg	Cajas	m ² / sq.m	kg	Tamaño cm aprox.		
cm									
45 * 90 * 1	2	0,81	19,08	36	29,16	699	100 * 100 * 59	896,91	1001,20
60 * 60 * 1	3	1,08	24,30	36	38,88	899	120 * 80 * 75	929,83	1037,95
90 * 90 * 1	2	1,62	37,96	22	35,64	860	105 * 95 * 75	891	994,60
inch	Units	ft ²	lb	Boxes	ft ²	lb	Sizes inch approx.	ft ²	ft ²
17 11/16 * 35 7/16 * 3/8	2	8,72	42,07	36	313,88	1541,30	39 3/8 * 39 3/8 * 23 1/4	9654,34	10776,94
23 5/8 * 23 5/8 * 3/8	3	11,63	53,59	36	418,50	1982,30	41 5/16 * 31 1/2 * 29 1/2	10008,72	11172,53
35 7/16 * 35 7/16 * 3/8	2	17,44	83,70	22	383,63	1896,30	41 5/16 * 37 3/8 * 29 1/2	9590,72	10705,92



MITTE W



MITTE G



142



143

Moritz

Porcelain tiles



Moritz Camel_23*120



Moritz Mapple_23*120



Moritz

Porcelain tiles

Moritz Nut_23*120 NT



Moritz Almond_23*120 NT

Moritz

Porcelain tiles

MORITZ



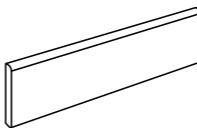
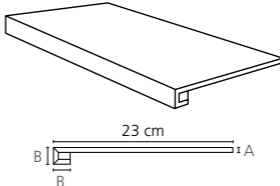
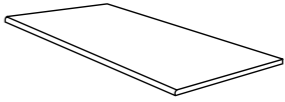




32 patterns

23 * 120 * 1,1 cm | 9 * 48"

NO RECTIFIED	NATURAL	ANTISLIP
	BN100	BN104
MAPLE	24638	-
ALMOND	24637	24982
CAMEL	24636	24983
NUT	24635	-

PIEZA COMPLEMENTARIA | COMPLEMENTARY PIECE

*Pedido mínimo 10 unidades | Minimum order 10 items

Rodapie - Skirting	Peldaño técnico - Technical stair - thread	Peldaño romo - Rounded stair - thread	*S.K.I.	*S.K.D.	*Z.R.I.	*Z.R.D.
						
8 * 60 cm 3 * 24" P13 7,5 * 60 cm 3 * 24" P34	23 * 120 cm 9 * 48" P75 A= 1,1 cm B= 3,3 cm	23 * 120 cm 9 * 48" P77	8 * 30 cm 3 * 12" P51			

CARACTERÍSTICAS TÉCNICAS | TECHNICAL CHARACTERISTICS

joint	frost proof	versatile	matt	diferent shades	shade variation	various graphics
						

CARACTERÍSTICAS TÉCNICAS ANTIDESLIZAMIENTO | ANTI-SLIP CHARACTERISTICS

Ensayo Essay	Características Features	Resultado Result	
		NATURAL	ANTISLIP
DIN 51130	Ángulo crítico (Pies calzados) Critical angle (footwear)	R9	R11
DIN 51097	Ángulo crítico (Pies calzados) Critical angle (Wet loaded barefoot)	-	A+B
BS-7976-2	Antideslizamiento (Test del péndulo) Slip resistance (Pendulum test-PTV)	-	+36 Wet
UNE-ENV-12633	Antideslizamiento (Test del péndulo) Slip resistance (Pendulum test)	Class 1	Class 3
ANSI A137.1	Coefficiente de Fricción Dinámico Dynamic Coefficient of Friction	> 0,42	>0,42
ISO 10545-7	Resistencia a la Abrasión Superficial/Resistance to Surface Abrasion	MAPLE_ PEI 4	

EMBALAJE | PACKING

(Los pesos aquí reflejados pueden sufrir ligeras variaciones en función del lote de producción. Weights shown here may slightly vary depending on the production lot.)

Formato Sizes	Cajas Boxes			Pallet			Tamaño cm aprox.	Cont./20' 21500 kg.	Cont./20' 24000 kg.
	Piezas	m ² / sq.m	kg	Cajas	m ² / sq.m	kg			
23 * 120 * 1,1	4	1,10	26,25	36	39,60	969	120 * 95 * 63	878,64	980,80
inch	Units	ft ²	lb	Boxes	ft ²	lb	Sizes inch approx.	ft ²	ft ²
9 1/16 * 47 1/4 * 7/16	4	11,84	57,89	36	426,25	2136,65	47 1/4 * 37 3/8 * 24 13/16	9457,66	10557,38




MORITZ Maple



MORITZ Almond



MORITZ Camel



MORITZ Nut



148

149

Mumble

Porcelain tiles

Mumble-H_23*180 Mumble-H/A_15*90



Mumble

Porcelain tiles

Mumble-C_19,5*121,5



Mumble-B_15*90





Mumble-G_15*90

Mumble

Porcelain tiles



MUMBLE G



MUMBLE B



MUMBLE H



MUMBLE C



MUMBLE T



Mumble

Porcelain tiles

MUMBLE



24 patterns

23 * 180 * 1,1 cm | 9 * 71"


RECTIFIED	NATURAL
	BN41
G	19358
B	19356
C	19357
H	19359
T	19360



30 patterns

19,5 * 121,5 * 1 cm | 8 * 48"

RECTIFIED	NATURAL
	BN2
G	25351
B	25346
C	25350
H	25352
T	25353



33 patterns

15 * 90 * 1 cm | 6 * 36"

RECTIFIED	NATURAL	ANTISLIP
	BN27	BN76
G	25334	25338
B	25331	25332
C	25333	25337
H	25335	25339
T	25336	25340

BARCELOS



T.BARCELOS



17 patterns

19,5 * 19,5 cm | 8 * 8"

RECTIFIED	NATURAL
	P23
T. BARCELOS	25371

T.OXIK



30 patterns

19,5 * 19,5 cm | 8 * 8"

RECTIFIED	NATURAL
	P23
T. OXIK	25372

BARCELOS



9 patterns

15 * 90 * 1 cm | 6 * 36"

RECTIFIED	NATURAL
	BN76
BARCELOS	25369

T.BARCELOS



T.OXIK



PIEZA COMPLEMENTARIA | COMPLEMENTARY PIECE

Rodapie - Skirting	Peldaño técnico - Technical stair - thread	Peldaño romo - Rounded stair - thread	*S.K.I.	*S.K.D.	*Z.R.I.	*Z.R.D.
7,5 * 45 cm 3 * 18" P29	30 * 121,5 cm 12 * 48" P75 A= 1 cm B= 3 cm	30 * 121,5 cm 12*48" P77	7,5 * 30 cm 3 * 12" P51			

CARACTERÍSTICAS TÉCNICAS | TECHNICAL CHARACTERISTICS

joint	frost proof	versatile	mat	diferent shades	shade variation	various graphics	various moulds

CARACTERÍSTICAS TÉCNICAS ANTIDESLIZAMIENTO | ANTI-SLIP CHARACTERISTICS

Ensayo Essay	Características Features	Resultado Result	
		NATURAL	ANTISLIP
DIN 51130	Ángulo crítico (Pies calzados) Critical angle (footwear)	R9	R11
DIN 51097	Ángulo crítico (Pies descalzos) Critical angle (Wet loaded barefoot)	-	A+B+C
BS 7976-2	Antideslizamiento (Test del péndulo) Slip resistance (Pendulum test-PTV)	-	+36 Wet
UNE-ENV 12633	Antideslizamiento (Test del péndulo) Slip resistance (Pendulum test)	Class 1	Class 3
AINSI A137.1	Coefficiente de Fricción Dinámico Dynamic Coefficient of Friction (DCOF)	> 0,42	> 0,42
ISO 10545-7	Resistencia a la Abrasión Superficial Resistance to Surface Abrasion	PEI 4	PEI 4

EMBALAJE | PACKING

(Los pesos aquí reflejados pueden sufrir ligeras variaciones en función del lote de producción. Weights shown here may slightly vary depending on the production lot.)

Formato Sizes	Cajas Boxes			Pallet				Cont./20' 21500 kg.	Cont./20' 24000 kg.
	Piezas	m ² / sq.m	kg	Cajas	m ² / sq.m	kg	Tamaño cm aprox.		
15 * 90 * 1	7	0,95	21,70	48	45,60	1066	100 * 100 * 75	919,70	1026,64
19,5 * 121,5 * 1	4	0,95	22,17	40	38	912	128 * 95 * 55	895,83	1000
23 * 180 * 1,1	3	1,24	33,70	36	44,64	1263	184 * 84 * 65	758,88 m2 (17 pallets)	21471,00 kg (17 pallets)
inch	Units	ft ²	lb	Boxes	ft ²	lb	Sizes inch approx.	ft ²	ft ²
5 7/8 * 35 7/16 * 3/8	7	10,23	47,84	48	490,84	2350,53	39 3/8 * 39 3/8 * 29 1/2	9899,65 ft2 (17 pallets)	11050,77 lb (17 pallets)
7 11/16 * 47 13/16 * 3/8	4	10,23	48,88	40	409,03	2010,96	50 3/8 * 37 3/8 * 21 5/8	9642,75	10764
9 1/16 * 70 7/8 * 7/16	3	13,35	74,31	36	480,50	2784,92	72 7/16 * 33 1/16 * 25 9/16	8168,51	47343,56



Mystic 4D


Porcelain tiles

Mystic Sand_100*100 NT Mystic Sand_100*100 BH




Mystic 4D

Porcelain tiles



Mystic Anthracite_100*100 BHA





Mystic Sand_50*100 NT Mystic Sand_24*100 NT Mystic Sand_15,5*100 NT




Mystic White_100*100 BH

Mystic 4D


Porcelain tiles



MYSTIC White



MYSTIC Sand



MYSTIC Grey



MYSTIC Anthracite







Mystic 4D

Porcelain tiles

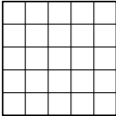


8 mm - 5/16"
THICKNESS

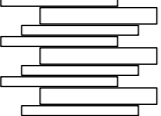
MYSTIC

																																																																											
12 patterns	24 patterns	48 patterns	72 patterns																																																																								
100 * 100 * 0,8 cm 39 * 39"	50 * 100 * 0,8 cm 20 * 39"	24 * 100 * 0,8 cm 10 * 39"	15,5 * 100 * 0,8 cm 6 * 39"																																																																								
<table border="1"> <tr><th>RECTIFIED</th><th>NATURAL</th><th>BUSH HAMMERED</th><th>ANTISLIP BUSH HAMMERED</th></tr> <tr><td></td><td>BN94</td><td>BN94</td><td>BN99</td></tr> <tr><td>WHITE</td><td>25394</td><td>25391</td><td>25390</td></tr> <tr><td>SAND</td><td>24340</td><td>24344</td><td>24355</td></tr> <tr><td>GREY</td><td>24342</td><td>24346</td><td>24354</td></tr> <tr><td>ANTHRACITE</td><td>24339</td><td>24345</td><td>24353</td></tr> </table>	RECTIFIED	NATURAL	BUSH HAMMERED	ANTISLIP BUSH HAMMERED		BN94	BN94	BN99	WHITE	25394	25391	25390	SAND	24340	24344	24355	GREY	24342	24346	24354	ANTHRACITE	24339	24345	24353	<table border="1"> <tr><th>RECTIFIED</th><th>NATURAL</th></tr> <tr><td></td><td>BN96</td></tr> <tr><td>WHITE</td><td>25397</td></tr> <tr><td>SAND</td><td>24359</td></tr> <tr><td>GREY</td><td>24358</td></tr> <tr><td>ANTHRACITE</td><td>24357</td></tr> </table>	RECTIFIED	NATURAL		BN96	WHITE	25397	SAND	24359	GREY	24358	ANTHRACITE	24357	<table border="1"> <tr><th>RECTIFIED</th><th>NATURAL</th><th>BUSH HAMMERED</th></tr> <tr><td></td><td>BN109</td><td>BN109</td></tr> <tr><td>WHITE</td><td>25396</td><td>25393</td></tr> <tr><td>SAND</td><td>24592</td><td>24647</td></tr> <tr><td>GREY</td><td>24594</td><td>24643</td></tr> <tr><td>ANTHRACITE</td><td>24595</td><td>24641</td></tr> </table>	RECTIFIED	NATURAL	BUSH HAMMERED		BN109	BN109	WHITE	25396	25393	SAND	24592	24647	GREY	24594	24643	ANTHRACITE	24595	24641	<table border="1"> <tr><th>RECTIFIED</th><th>NATURAL</th><th>BUSH HAMMERED</th></tr> <tr><td></td><td>BN108</td><td>BN108</td></tr> <tr><td>WHITE</td><td>25395</td><td>25392</td></tr> <tr><td>SAND</td><td>24597</td><td>24655</td></tr> <tr><td>GREY</td><td>24598</td><td>24651</td></tr> <tr><td>ANTHRACITE</td><td>24596</td><td>24649</td></tr> </table>	RECTIFIED	NATURAL	BUSH HAMMERED		BN108	BN108	WHITE	25395	25392	SAND	24597	24655	GREY	24598	24651	ANTHRACITE	24596	24649
RECTIFIED	NATURAL	BUSH HAMMERED	ANTISLIP BUSH HAMMERED																																																																								
	BN94	BN94	BN99																																																																								
WHITE	25394	25391	25390																																																																								
SAND	24340	24344	24355																																																																								
GREY	24342	24346	24354																																																																								
ANTHRACITE	24339	24345	24353																																																																								
RECTIFIED	NATURAL																																																																										
	BN96																																																																										
WHITE	25397																																																																										
SAND	24359																																																																										
GREY	24358																																																																										
ANTHRACITE	24357																																																																										
RECTIFIED	NATURAL	BUSH HAMMERED																																																																									
	BN109	BN109																																																																									
WHITE	25396	25393																																																																									
SAND	24592	24647																																																																									
GREY	24594	24643																																																																									
ANTHRACITE	24595	24641																																																																									
RECTIFIED	NATURAL	BUSH HAMMERED																																																																									
	BN108	BN108																																																																									
WHITE	25395	25392																																																																									
SAND	24597	24655																																																																									
GREY	24598	24651																																																																									
ANTHRACITE	24596	24649																																																																									

D. MYSTIC MOSAIC

												
25 * 25 cm 10 * 10"												
<table border="1"> <tr><th>NO RECTIFIED</th><th>NATURAL</th></tr> <tr><td></td><td>P39</td></tr> <tr><td>WHITE</td><td>25428</td></tr> <tr><td>SAND</td><td>24479</td></tr> <tr><td>GREY</td><td>24477</td></tr> <tr><td>ANTHRACITE</td><td>24476</td></tr> </table>	NO RECTIFIED	NATURAL		P39	WHITE	25428	SAND	24479	GREY	24477	ANTHRACITE	24476
NO RECTIFIED	NATURAL											
	P39											
WHITE	25428											
SAND	24479											
GREY	24477											
ANTHRACITE	24476											

D. MYSTIC BRICK

												
29,8 * 29,2 cm 12 * 12"												
<table border="1"> <tr><th>NO RECTIFIED</th><th>NATURAL</th></tr> <tr><td></td><td>P50</td></tr> <tr><td>white</td><td>25427</td></tr> <tr><td>SAND</td><td>24461</td></tr> <tr><td>GREY</td><td>24459</td></tr> <tr><td>ANTHRACITE</td><td>24458</td></tr> </table>	NO RECTIFIED	NATURAL		P50	white	25427	SAND	24461	GREY	24459	ANTHRACITE	24458
NO RECTIFIED	NATURAL											
	P50											
white	25427											
SAND	24461											
GREY	24459											
ANTHRACITE	24458											



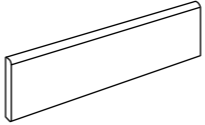
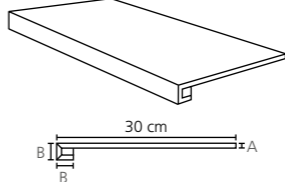
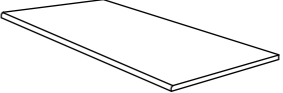




22303 ALUMINIO/100/MAT _ 100 * 0,5 cm | 39 * 0,2" _ P42

EMBALAJE | PACKING

(Los pesos aquí reflejados pueden sufrir ligeras variaciones en función del lote de producción. Weights shown here may slightly vary depending on the production lot.)

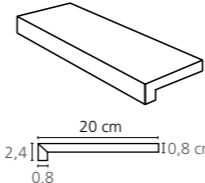
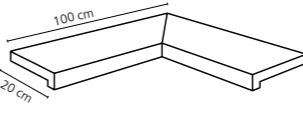
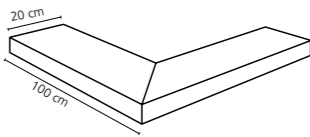
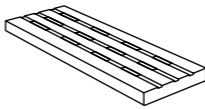
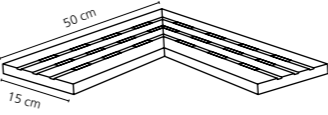
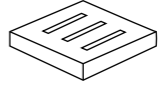
Formato Sizes	Cajas Boxes			Pallet				Cont./20' 21500 kg	Cont./20' 24000 kg
cm	Piezas	m ² /sq.m	kg	Cajas	m ² /sq.m	kg	Tamaño cm aprox.	m ² /sq.m	m ² /sq.m
100 * 100 * 08	2	2	37	32	64	1226	112 * 112 * 64	1122,35	1252,85
50 * 100 * 0,8	3	1,50	28,20	24	36	719	120 * 80 * 66	1076,50	1201,67
24 * 100 * 0,8	4	0,96	17,7	40	38,4	731,8	120 * 80 * 63	1128,18	1259,36
15,5 * 100 * 0,8	8	1,24	22,9	32	39,68	774,6	112 * 112 * 56	1101,27	1229,32
inch	units	ft ²	lb	Boxes	ft ²	lb	Sizes Inch approx.	ft ²	ft ²
39 3/8 * 39 3/8 * 5/16	2	21,53	81,59	32	688,90	2703,33	44 1/16 * 44 1/16 * 25 3/16	12080,97	13485,73
19 11/16 * 39 3/8 * 5/16	3	16,15	62,18	24	387,50	1585,40	47 1/4 * 31 1/2 * 26	11587,39	12934,76
9 7/16 * 39 3/8 * 5/16	4	10,33	39,02	40	413,33	1613,62	47 1/4 * 44 1/16 * 24 13/16	12143,59	13555,63
6 1/8 * 39 3/8 * 5/16	8	13,34	50,48	32	427,11	1708,15	44 1/16 * 44 1/16 * 22 1/16	11853,92	13232,28

PIEZA COMPLEMENTARIA | COMPLEMENTARY PIECE










Rodapie - Skirting	Peldaño técnico - Technical stair - thread	Peldaño romo - Rounded stair - thread	*S.K.I.	*S.K.D.	*Z.R.I.	*Z.R.D.
						
8 * 100 cm 4 * 39" P45	30 * 100 cm 12 * 39" P74 A= 0,8 cm B= 2,4 cm	30 * 100 cm 12 * 39" P85	8 * 30 cm 4 * 12" P53			

PIEZA ESPECIAL PISCINA | SPECIAL PIECE POOL

*Pedido mínimo 10 unidades | Minimum order 10 items

Peldaño Vierendeague Pool Coping	Peldaño vierendeague angulo Pool Coping internal corner	Peldaño vierendeague esquina Pool Coping external corner
		
20 * 100 cm 8 * 39" P82	20 * 100 cm 39 * 39" (PACK 2 units)	20 * 100 cm 39 * 39" (PACK 2 units)
Rejilla Drainage grate	Angulo rejilla Angle corner drainage grate	Taco rejilla Square corner drainage grate
		
15 * 50 * 1,6 cm 6 * 20" P87	15 * 50 * 1,6 cm 20 * 20" (PACK 2 units)	15 * 15 * 1,6 cm 6 * 6" P66

CARACTERÍSTICAS TÉCNICAS | TECHNICAL CHARACTERISTICS

joint	frost proof	versatile	mat	full body	diferent shades	shade variation	various graphics	thickness
								

CARACTERÍSTICAS TÉCNICAS ANTIDESLIZAMIENTO | ANTI-SLIP CHARACTERISTICS

Ensayo Essay	Características Features	Resultado Result		
		NATURAL	BUSH HAMMERED	ANTISLIP BUSH HAMMERED
DIN 51130	Ángulo crítico (Pies calzados) Critical angle (footwear)	R9	R10	R12
DIN 51097	Ángulo crítico (Pies descalzos) Critical angle (Wet loaded barefoot)	A	A+B	A+B+C
BS 7976-2	Antideslizamiento (Test del péndulo) Slip resistance (Pendulum test-PTV)	-	+36 Wet	+36 Wet
UNE-ENV 12633	Antideslizamiento (Test del péndulo) Slip resistance (Pendulum test)	Class 1	Class 2	Class 3
ANSI A137.1	Coefficiente de Fricción Dinámico Dynamic Coefficient of Friction (DCOF)	>0,42	>0,42	>0,42
ISO 10545-6	Resistencia a la abrasion profunda/ Resistance to Deep Abrasion	< 175 mm^3	< 175 mm^3	< 175 mm^3



Nature

Porcelain tiles

Nature White_60*120 SF Nature White_60*60 BHA D. Nature Mosaic
P.V Nature White ANG.P.V. Nature White E.P.V Nature White REJ. Nature White
ANG.REJ. Nature White T.REJ. Nature White



Nature


Porcelain tiles

Nature Anthracite_90*90 BHA Nature Anthracite_90*90 SF

Nature

Porcelain tiles


NATURE



16 patterns

90 * 90 * 1 cm | 36 * 36"

RECTIFIED	SOFT BN48	ANTISLIP BUSH HAMMERED BN90
WHITE	25742	25755
GREY	25747	25756
BEIGE	25748	25757
ANTHRACITE	25749	25758

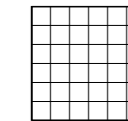


24 patterns

60 * 60 * 1 cm | 24 * 24"

RECTIFIED	SOFT BN33	ANTISLIP BUSH HAMMERED BN88
WHITE	25764	25801
GREY	25765	25802
BEIGE	25766	25803
ANTHRACITE	25767	25804


D. NATURE MOSAIC



30 * 30 cm | 12 * 12"

NO RECTIFIED	SOFT P37
WHITE	26086
GREY	26084
BEIGE	26083
ANTHRACITE	26082

D. NATURE SPAC



30 * 30 cm | 12 * 12"

NO RECTIFIED	SOFT P58
WHITE	26101
GREY	26099
BEIGE	26098
ANTHRACITE	26097



12 patterns

75,5 * 151 * 1,1 cm | 30 * 59"


RECTIFIED	SOFT BN118
WHITE	25841
GREY	25842
BEIGE	25843
ANTHRACITE	25844



12 patterns

60 * 120 * 1 cm | 24 * 48"

RECTIFIED	SOFT BN72	ANTISLIP BUSH HAMMERED BN116
WHITE	25818	25829
GREY	25819	25830
BEIGE	25820	25831
ANTHRACITE	25821	25832



48 patterns

29 * 90 * 1 cm | 12 * 36"


RECTIFIED	SOFT BN114
WHITE	26212
GREY	26211
BEIGE	26210
ANTHRACITE	26204



144 patterns

9,9 * 60 * 1 cm | 4 * 24"


RECTIFIED	SOFT BN97
WHITE	26302
GREY	26304
BEIGE	26303
ANTHRACITE	26301



NATURE White



NATURE Beige



NATURE Grey

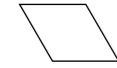


NATURE Anthracite

Nature

Porcelain tiles


RHOM. NATURE




14,8 * 17 cm | 6 * 7"

NO RECTIFIED	SOFT P17
WHITE	26189
GREY	26188
BEIGE	26187
ANTHRACITE	26186

Ejemplos de posibles combinaciones. Se pueden realizar en todos los colores.
Examples of possible combinations. Available in all colours.



Piezas 1 m² = 42



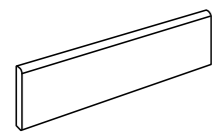
Piezas 1 m² = 42



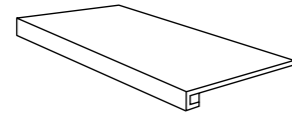
Piezas 1 m² = 42

PIEZA COMPLEMENTARIA | COMPLEMENTARY PIECE

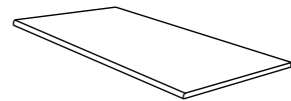
Rodapie - Skirting	Peldaño técnico - Technical stair - thread	Peldaño romo - Rounded stair - thread	*S.K.I.	*S.K.D.	*Z.R.I.	*Z.R.D.
--------------------	--	---------------------------------------	---------	---------	---------	---------



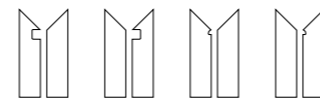
R.



P.



R.P.



8 * 90/SF cm | 3 * 36" P44
8 * 60 cm | 3 * 24" P13
8 * 75,5 cm | 3 * 30" P43

30 * 90 cm | 12 * 36" P76
30 * 60 cm | 12 * 24" P54
30 * 120 cm | 12 * 48" P75
A= 1 cm B= 3 cm
30 * 75,5 cm | 12 * 30" P70
30 * 151 cm | 12 * 59" P80
A= 1,1 cm B= 3,3 cm

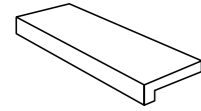
30 * 90 cm | 12 * 36" P61
30 * 60 cm | 12 * 24" P64
30 * 75,5 cm | 12 * 30" P78
30 * 120 cm | 12 * 48" P77
30 * 151 cm | 12 * 59" P54

8 * 30 cm | 3 * 12" P55

PIEZA ESPECIAL PISCINA | SPECIAL PIECE POOL

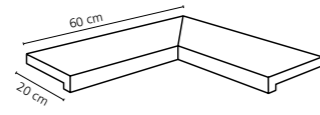
*Pedido mínimo 10 unidades | Minimum order 10 items

Peldaño Vierendeau Pool Coping	Peldaño vierendeau angulo Pool Coping internal corner	Peldaño vierendeau esquina Pool Coping external corner
----------------------------------	---	--



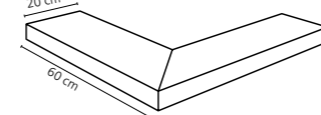
20 * 60 cm | 8 * 24" P61

P.V.



20 * 60 cm | 24 * 24" P70 (PACK 2 units)

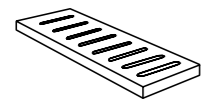
ANG.P.V.



20 * 60 cm | 24 * 24" P70 (PACK 2 units)

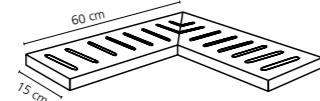
E.P.V.

Rejilla | Drainage grate



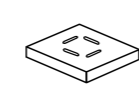
15 * 60 * 2,2 cm | 6 * 24 * 7/8" P54

REJ.



15 * 60 * 2,2 cm | 24 * 24" P75 (PACK 2 units)

ANG.REJ.



15 * 15 * 2,2 cm | 6 * 6" P85

T.REJ.

CARACTERÍSTICAS TÉCNICAS | TECHNICAL CHARACTERISTICS

joint	frost proof	versatile	full body	diferent shades	shade variation	various graphics

* Except in 45*45. Joint to 1,5mm. Excepto en 45*45, junta a 1,5 mm.

CARACTERÍSTICAS TÉCNICAS ANTIDESLIZAMIENTO | ANTI-SLIP CHARACTERISTICS

Ensayo Essay	Características Features	Resultado Result	
		SOFT	ANTISLIP BUSH HAMMERED
DIN 51130	Ángulo crítico (Pies calzados) Critical angle (footwear)	R10	R11
DIN 51097	Ángulo crítico (Pies descalzos) Critical angle (Wet loaded barefoot)	A+B	A+B+C
BS 7976-2	Antideslizamiento (Test del péndulo) Slip resistance (Pendulum test-PTV)	+36 Wet	+36 Wet
UNE-ENV 12633	Antideslizamiento (Test del péndulo) Slip resistance (Pendulum test)	Class 2	Class 3
ANSI A.1371	Coefficiente de Fricción Dinámico Dynamic Coefficient of Friction (DCOF)	> 0,42 Wet	> 0,42 Wet
ISO 10545-6	Resistencia a la abrasión profunda Resistance to Deep Abrasion	< 175 mm3	< 175 mm3

EMBALAJE | PACKING

(Los pesos aquí reflejados pueden sufrir ligeras variaciones en función del lote de producción. Weights shown here may slightly vary depending on the production lot.)

Formato Sizes	Cajas Boxes			Pallet			Cont./20' 21500 kg.	Cont./20' 24000 kg.	
	Piezas	m ² /sq.m	kg	Cajas	m ² /sq.m	kg			Tamaño cm aprox.
75,5 * 151 * 1,1	1	1,14	28,88	40	45,6	1200	160 * 92 * 76	775,2 m ² (17 pallets)	20400 kg (17 pallets)
90 * 90 * 1	2	1,62	40	22	35,64	905	105 * 95 * 75	846,7	945,15
29 * 90 * 1	3	0,78	20,00	54	42,12	1105	105 * 95 * 75	819,53	914,82
60 * 120 * 1	2	1,44	33,18	27	38,88	920	120 * 80 * 75	908,61	1014,26
60 * 60 * 1	3	1,08	24,3	36	38,88	899	120 * 80 * 75	929,83	1037,95
9,9 * 60 * 1	13	0,77	16,45	64	49,28	1065	100 * 100 * 94	994,85	1110,54
inch	units	ft ²	lb	Boxes	ft ²	lb	Sizes Inch approx.	ft ²	ft ²
29 3/4 * 59 7/16 * 7/16	1	12,27	63,67	40	490,84	2646	47 1/4 * 31 1/2 * 29 15/16	8344,18 (17 pallets)	44974,3 lb (17 pallets)
35 7/16 * 35 7/16 * 3/8	2	17,44	83,69	22	383,63	1.896,22	41 5/16 * 37 3/8 * 29 1/2	9589,39	10704,43
11 7/16 * 35 7/16 * 3/8	3	8,40	44,09	54	453,38	2436,53	41 5/16 * 37 3/8 * 29 1/2	8821,41	9847,16
23 5/8 * 47 1/4 * 3/8	2	15,50	73,15	27	418,50	2.027,92	47 1/4 * 31 1/2 * 29 1/2	9781,75	10919,17
23 5/8 * 23 5/8 * 3/8	3	11,63	53,57	36	418,50	1.981,49	47 1/4 * 31 1/2 * 29 1/2	10010,95	11175,02
3 7/8 * 23 5/8 * 3/8	13	8,29	36,27	64	530,45	2348,33	39 3/8 * 39 3/8 * 37	10708,61	11953,80



Orient


Porcelain tiles

Rug-G

Orient

Porcelain tiles

MATCHING WALL COLLECTIONS
ORIENT_WHITE BODY | Pag. 272




RUG G



RUG T

RUG



3 patterns

60 * 60 * 1 cm | 24 * 24"

RECTIFIED	NATURAL
G	BN33
T	25661
	25662

61,5 * 61,5 * 1 cm | 24 * 24"

NO RECTIFIED	NATURAL
G	BN28
T	16468
	16469

PIEZA COMPLEMENTARIA | COMPLEMENTARY PIECE

Rodapie - Skirting	Peldaño técnico - Technical stair - thread	Peldaño romo - Rounded stair - thread	*S.K.I.	*S.K.D.	*Z.R.I.	*Z.R.D.
8 * 60 cm 3 * 24" P34 8 * 61,5 cm 3 * 24" P31	30 * 60 cm 12 * 24" P54 30 * 61,5 cm 12 * 24" P54 A= 1 cm B= 3 cm	30 * 60 cm 12 * 24" P64 30 * 61,5 cm 12 * 24" P64	8 * 30 cm 3 * 12" P55	8 * 30 cm 3 * 12" P53		

CARACTERÍSTICAS TÉCNICAS | TECHNICAL CHARACTERISTICS

joint	versatile	mat/gloss	diferent shades	shade variation	various graphics

CARACTERÍSTICAS TÉCNICAS ANTIDESLIZAMIENTO | ANTI-SLIP CHARACTERISTICS

Ensayo Essay	Características Features	Resultado Result
UNE-ENV 12633	Antideslizamiento (Test del péndulo) Slip resistance (Pendulum test)	Class 1

EMBALAJE | PACKING

(Los pesos aquí reflejados pueden sufrir ligeras variaciones en función del lote de producción. Weights shown here may slightly vary depending on the production lot.)

Formato Sizes	Cajas Boxes			Pallet			Cont./20' 21500 kg.	Cont./20' 24000 kg.	
	Piezas	m2/ sq.m	kg	Cajas	m2/ sq.m	kg			Tamaño cm aprox.
60 * 60 * 1	3	1,08	24,30	36	38,88	899	120 * 80 * 75	929,83	1037,95
61,5 * 61,5 * 1	3	1,13	25,13	36	40,68	928	120 * 80 * 77	942,48	1052,07
inch	Units	ft2	lb	Boxes	ft2	lb	Sizes inch approx.	ft2	ft2
23 5/8 * 23 5/8 * 3/8	3	11,63	53,59	36	418,50	1982,30	41 5/16 * 31 1/2 * 29 1/2	10008,72	11172,53
24 3/16 * 24 3/16 * 3/8	3	12,16	55,41	36	437,88	2046,24	41 5/16 * 31 1/2 * 30 5/16	10144,84	11324,47




174

175

Planet

Porcelain tiles



Planet Bone_45*90 SF



Planet Bone Decor_45*90 SF



176

177

Planet

Porcelain tiles


Planet Silver_60*60 P.V. Planet Silver ANG. PV Planet Silver
E.P.V. Planet Silver REJ. Planet Silver ANG.REF. Planet Silver
T. REJ. Planet Silver P. Planet Silver D. Planet Silver Mosaic



Planet Bone_45*90 SF
Planet Bone Decor_45*90 SF

Planet

Porcelain tiles



PLANET Anthracite

PLANET Grey

PLANET Silver

PLANET White

PLANET Bone


PLANET Mud



Planet

Porcelain tiles


PLANET



12 patterns

75,5 * 151 * 1,1 cm | 30 * 59"

RECT.	SOFT	LAPATTO
	BN118	
ANTH	26064	
GREY	26067	
SILVER	26065	
BONE	26068	
MUD	26069	
WHITE	26066	



12 patterns

60 * 120 * 1 cm | 24 * 48"

RECT.	SOFT	LAPATTO
	BN72	BN117
ANTH	25177	27062
GREY	25805	27067
SILVER	25180	27063
BONE	25179	27066
MUD	25178	27065
WHITE	25181	27064



20 patterns

45 * 90 * 1 cm | 18 * 36"


RECT.	SOFT	LAPATTO
	BN70	
ANTH	25081	
GREY	25083	
SILVER	25085	
BONE	25082	
MUD	25084	
WHITE	25783	



20 patterns

29 * 90 * 1 cm | 12 * 36"


RECT.	SOFT	LAPATTO
	BN114	BN115
ANTH	25009	27081
GREY	25011	27085
SILVER	25013	27082
BONE	25010	27086
MUD	25012	27083
WHITE	25812	27084



10 patterns

90 * 90 * 1 cm | 36 * 36"


RECTIFIED	SOFT	NATURAL	ANTISLIP	LAPATTO
	BN48	BN48	BN90	BN42
ANTH	25019	25061	25056	27075
GREY	25021	25063	25058	27080
SILVER	25023	25065	25060	27076
BONE	25020	25062	25057	27077
MUD	25022	25064	25059	27079
WHITE	25774	25776	25779	27078



15 patterns

60 * 60 * 1 cm | 24 * 24"

RECTIFIED	SOFT	NATURAL	ANTISLIP	LAPATTO
	BN33	BN33	BN88	BN38
ANTH	25071	25101	25076	27052
GREY	25073	25103	25078	27055
SILVER	25075	25105	25080	27053
BONE	25072	25102	25077	27050
MUD	25074	25104	25079	27054
WHITE	25190	25780	25781	27051

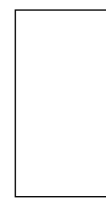


25 patterns

45,6 * 45,6 * 0,8 | 18 * 18"

NO RECTIFIED	SOFT
	BN59
ANTH	21880
GREY	21883
SILVER	21881
BONE	21882
MUD	21884
WHITE	25782


PLANET DECOR



30 patterns

30 * 60 * 1 cm | 12 * 24"


RECT.	SOFT	LAPATTO
	BN39	BN74
ANTH	25096	27056
GREY	25098	27061
SILVER	25100	27058
BONE	25097	27060
MUD	25099	27059
WHITE	25187	27057



90 patterns

9,9 * 60 * 1 cm | 4 * 24"

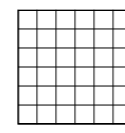
RECT.	SOFT	LAPATTO
	BN97	BN98
ANTH	25111	27087
GREY	25113	27091
SILVER	25115	27088
BONE	25112	27089
MUD	25114	27090
WHITE	25789	27092



45 * 90 * 1 cm | 18 * 36"

RECTIFIED	SOFT	LAPATTO
	BN43	
ANTH	25086	
GREY	25088	
SILVER	25090	
BONE	25087	
MUD	25089	
WHITE	25810	

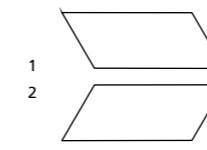
D. PLANET MOSAIC



30 * 30 cm | 12 * 12"

NO RECTIFIED	SOFT	LAPATTO
	P37	P38
ANTH	22502	27181
GREY	22503	27182
SILVER	22504	27183
BONE	22505	27184
MUD	22506	27185
WHITE	25800	27186

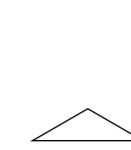
ARR. PLANET



34,4 * 14,6 cm | 14 * 6"

NO RECTIFIED	SOFT	LAPATTO
	P35	P36
	1 2	1 2
ANTH	22490	22495 27163 27169
GREY	22492	22497 27164 27170
SILVER	22494	22499 27165 27171
BONE	22491	22496 27166 27172
MUD	22493	22498 27167 27173
WHITE	25794	25796 27168 27174


TRI. PLANET




8,6 * 29,6 cm | 3 * 12"

NO RECTIFIED	SOFT	LAPATTO
	P15	P17
ANTH	22485	27175
GREY	22487	27176
SILVER	22489	27177
BONE	22486	27178
MUD	22488	27179
WHITE	25798	27180


Ejemplos de posibles combinaciones. Se pueden realizar en todos los colores. Examples of possible combinations. Available in all colours.




Pieces 1 m²
11 ARR. 1 + 11 ARR. 2



Pieces 1 m²
20 ARR. 1



Pieces 1 m²
9 ARR. 1 + 9 ARR. 2 + 18 TRI.



Pieces 1 m²
84 TRI.



26200 ALUMINIO/90/MAT _ 90 * 0,5 cm | 35 * 0,2" _ P39

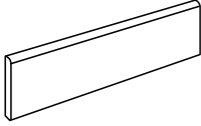
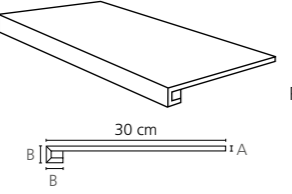
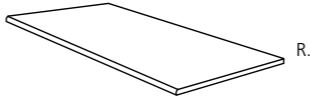
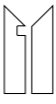





26201 L. GOLDEN/MAT/90 _ 90 * 0,5 cm | 35 * 0,2" _ P39

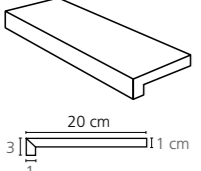
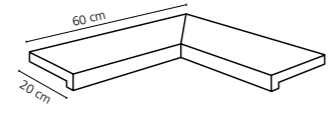
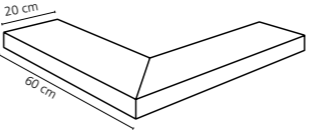
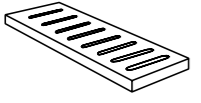
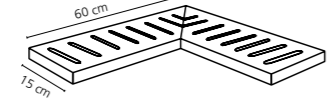

Planet

Porcelain tiles




PIEZA COMPLEMENTARIA | COMPLEMENTARY PIECE

Rodapie - Skirting	Peldaño técnico - Technical stair - thread	Peldaño romo - Rounded stair - thread	*S.K.I.	*S.K.D.	*Z.R.I.	*Z.R.D.
						
8 * 90/SF cm 3 * 36" P44 8 * 90/L cm 3 * 36" P44 8 * 75,5 cm 3 * 30" P43 8 * 60 cm 3 * 24" P13 8 * 60/L cm 3 * 24" P34 8 * 45,6 cm 3 * 18" P9	30 * 90 cm 12 * 36" P76 30 * 60 cm 12 * 24" P54 30 * 120 cm 12 * 48" P75 A= 1 cm B= 3 cm 30 * 75,5 cm 12 * 30" P70 30 * 151 cm 12 * 59" P80 A= 1,1 cm B= 3,3 cm	30 * 90 cm 12 * 36" P61 30 * 60 cm 12 * 24" P64 30 * 75,5 cm 12 * 30" P78 30 * 120 cm 12 * 48" P77 30 * 151 cm 12 * 59" P54	8 * 30 cm 3 * 12" P55			



PIEZA ESPECIAL PISCINA | SPECIAL PIECE POOL

Peldaño Vierteagua Pool Coping	Peldaño vierteagua angulo Pool Coping internal corner	Peldaño vierteagua esquina Pool Coping external corner
		
20 * 60 cm 8 * 24" P61	20 * 60 cm 8 * 24" P70 (PACK 2 units)	20 * 60 cm 8 * 24" P70 (PACK 2 units)
Rejilla Drainage grate	Angulo rejilla Angle corner drainage grate	Taco rejilla Square corner drainage grate
		
15 * 60 * 2,2 cm 6 * 24" P54	15 * 60 * 2,2 cm 6 * 24" P75 (PACK 2 units)	15 * 15 * 2,2 cm 6 * 6" P85

CARACTERÍSTICAS TÉCNICAS | TECHNICAL CHARACTERISTICS

joint	frost proof	versatile	matt	full body	diferent shades	shade variation	variousgraphics
							

CARACTERÍSTICAS TÉCNICAS ANTIDESLIZAMIENTO | ANTI-SLIP CHARACTERISTICS

Ensayo Essay	Características Features	Resultado Result			
		SOFT	NATURAL	LAPATTO	ANTISLIP
DIN 51130	Ángulo crítico (Pies calzados) Critical angle (footwear)	R9	R10	R9	R12
DIN 51097	Ángulo crítico (Pies descalzos) Critical angle (Wet loaded barefoot)	A+B	A+B	-	A+B+C
BS 7976-2	Antideslizamiento (Test del péndulo) Slip resistance (Pendulum test-PTV)	+36 Wet	+36 Wet	-	+36 Wet
UNE-ENV 12633	Antideslizamiento (Test del péndulo) Slip resistance (Pendulum test)	Class 1	Class 2	Class 2	Class 3
AINSI A137.1	Coefficiente de Fricción Dinámico Dynamic Coefficient of Friction (DCOF)	> 0,42 Wet	> 0,42 Wet	> 0,42 Wet	> 0,42 Wet
ISO 10545-6	Resistencia a la abrasión profunda Resistance to Deep Abrasion	< 175 mm3	< 175 mm3	< 175 mm3	< 175 mm3
 	Producto certificado por CSTB CSTB Certified product	✓	✓	✓	✓

EMBALAJE | PACKING

(Los pesos aquí reflejados pueden sufrir ligeras variaciones en función del lote de producción. Weights shown here may slightly vary depending on the production lot.)

Formato Sizes	Cajas Boxes			Pallet				Cont./20' 21500 kg.	Cont./20' 24000 kg.
	Piezas	m2 sq. m	kg	Cajas	m2 sq. m	kg	Tamaño cm aprox.	m2 sq. m	m2 sq. m
75,5 * 151 * 1,1	1	1,14	28,88	40	45,6	1200	160 * 92 * 76	775,2 m2 (17 pallets)	20400 kg (17 pallets)
90 * 90 * 1	2	1,62	40	22	35,64	905	105 * 95 * 75	846,7	945,15
9,9 * 60 * 1	13	0,77	16,45	64	49,28	1065	100 * 100 * 94	994,85	1110,54
60 * 60 * 1	3	1,08	24,3	36	38,88	899	120 * 80 * 75	929,83	1037,95
60 * 120 * 1	2	1,44	33,18	27	38,88	920	120 * 80 * 75	908,61	1014,26
45,6 * 45,6 * 0,8	5	1,04	18,8	66	68,64	1265	120 * 80 * 105	1166,61	1302,26
45 * 90 * 1	2	0,81	19,08	36	29,16	699	100 * 100 * 59	896,91	1001,2
30 * 60 * 1	6	1,08	24,3	48	51,84	1190	120 * 80 * 75	936,61	1045,51
29 * 90 * 1	3	0,78	20	54	42,12	1105	105 * 95 * 75	819,53	914,82
inch	Units	ft2	lb	Boxes	ft2	lb	Sizes inch approx.	ft2	ft2
29 3/4 * 59 7/16 * 7/16	1	12,27	63,67	40	490,84	2646	47 1/4 * 31 1/2 * 29 15/16	8344,18 ft2 (17 pallets)	44982 lb (17 pallets)
35 7/16 * 35 7/16 * 3/8	2	17,44	88,2	22	383,63	1995,53	41 5/16 * 37 3/8 * 29 1/2	9113,84	10173,59
3 7/8 * 23 5/8 * 3/8	13	8,29	36,27	64	530,45	2348,33	39 3/8 * 39 3/8 * 37	10708,61	11953,8
23 5/8 * 23 5/8 * 3/8	3	11,63	53,59	36	418,5	1982,3	41 5/16 * 31 1/2 * 29 1/2	10008,72	11172,53
23 5/8 * 47 1/4 * 3/8	2	15,5	73,16	27	418,5	2028,6	41 5/16 * 31 1/2 * 29 1/2	9780,26	10917,5
17 15/16 * 17 15/16 * 5/16	5	11,19	41,45	66	738,84	2789,33	39 3/8 * 39 3/8 * 23 1/4	12557,38	14017,54
17 11/16 * 35 7/16 * 3/8	2	8,72	42,07	36	313,88	1541,3	41 5/16 * 31 1/2 * 41 5/16	9654,34	10776,94
11 13/16 * 23 5/8 * 3/8	6	11,63	53,57	48	558,01	2623,95	41 5/16 * 31 1/2 * 29 1/2	10081,62	11253,9
11 7/16 * 35 7/16 * 3/8	3	8,4	44,09	54	453,38	2436,53	41 5/16 * 37 3/8 * 29 1/2	8821,41	9847,16



Satya

Porcelain tiles



Satya-H_60*120 Satya-H_60*60



Satya-G_60*60 Satya-G_60*120
 R. Satya-G_60 R.P. Satya-G_60 P.V. Satya-G
 ANG. P.V. Satya-G E.P.V. Satya-G REJ. Satya-G
 ANG. REJ. Satya-G

Satya

Porcelain tiles




SATYA-B

SATYA-H

SATYA-G




SATYA



15 patterns

90 * 90 * 1 cm | 36 * 36"


RECTIFIED	NATURAL	ANTISLIP
	BN48	BN90
B	25442	25445
H	25444	25447
G	25443	25446



24 patterns

60 * 60 * 1 cm | 24 * 24"

RECTIFIED	NATURAL	ANTISLIP
	BN33	BN88
B	25436	25439
H	25438	25441
G	25437	25440




18 patterns

60 * 120 * 1 cm | 24 * 48"

RECTIFIED	NATURAL
	BN72
B	25432
H	25434
G	25433


D. SATYER



30 * 30 cm | 12 * 12"

NO RECTIFIED	NATURAL
	P45
B	21424
H	21415
G	21416


D. VERITAS



30 * 30 cm | 12 * 12"


NO RECTIFIED	NATURAL
	P58
B	21456
H	21336
G	21337


D. SATY



29 * 29 cm | 12 * 12"

NO RECTIFIED	NATURAL
	P55
B	21673
H	21675
G	21674

 **26200 ALUMINIO/90/MAT** _ 90 * 0,5 cm | 35 * 0,2" _ **P39**

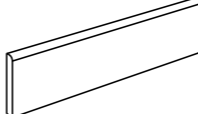
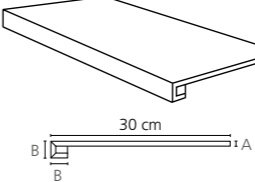
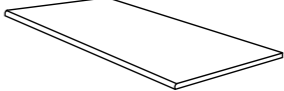




 **26201 L. GOLDEN/MAT/90** _ 90 * 0,5 cm | 35 * 0,2" _ **P39**

EMBALAJE | PACKING

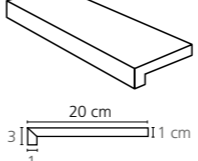
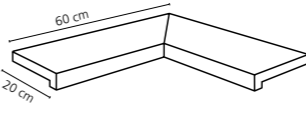
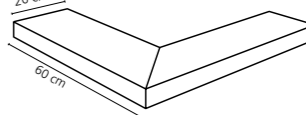
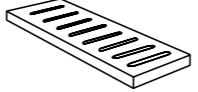
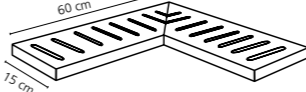
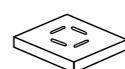
Formato Sizes	Cajas Boxes			Pallet			Cont./20'	Cont./20'
	Piezas	m ² /sq.m	kg	Cajas	m ² /sq.m	kg	21500 kg.	24000 kg.
cm							Tamaño cm aprox.	
60 * 120 * 1	2	1,44	33,18	27	38,88	920	120 * 80 * 75	908,61 1014,26
60 * 60 * 1	3	1,08	24,30	36	38,88	899	120 * 80 * 75	929,83 1037,95
90 * 90 * 1	2	1,62	37,96	22	35,64	860	105 * 95 * 75	891 994,60
inch							Sizes inch approx.	
23 5/8 * 47 1/4 * 3/8	2	15,50	73,16	27	418,50	2028,60	41 5/16 * 31 1/2 * 29 1/2	9780,26 10917,50
23 5/8 * 23 5/8 * 3/8	3	11,63	53,59	36	418,50	1982,30	41 5/16 * 31 1/2 * 29 1/2	10008,72 11172,53
35 7/16 * 35 7/16 * 3/8	2	17,44	83,70	22	383,63	1896,30	41 5/16 * 37 3/8 * 29 1/2	9590,72 10705,92

(Los pesos aquí reflejados pueden sufrir ligeras variaciones en función del lote de producción. Weights shown here may slightly vary depending on the production lot.)


PIEZA COMPLEMENTARIA | COMPLEMENTARY PIECE

Rodapie - Skirting	Peldaño técnico - Technical stair - thread	Peldaño romo - Rounded stair - thread	*S.K.I.	*S.K.D.	*Z.R.I.	*Z.R.D.
						
8 * 90 cm 3 * 36" P44 8 * 60 cm 3 * 24" P34	30 * 90 cm 12 * 36" P76 30 * 60 cm 12 * 24" P54 30 * 120 cm 12 * 48" P75 A= 1 cm B= 3 cm	30 * 90 cm 12 * 36" P61 30 * 60 cm 12 * 24" P64 30 * 120 cm 12 * 48" P77	8 * 30 cm 3 * 12" P55			


PIEZA ESPECIAL PISCINA | SPECIAL PIECE POOL

Peldaño Vierteagua Pool Coping	Peldaño vierteagua angulo Pool Coping internal corner	Peldaño vierteagua esquina Pool Coping external corner
		
20 * 60 cm 8 * 24" P61	20 * 60 cm 8 * 24" P70 (PACK 2 units)	20 * 60 cm 8 * 24" P70 (PACK 2 units)
Rejilla Drainage grate	Angulo rejilla Angle corner drainage grate	Taco rejilla Square corner drainage grate
		
15 * 60 * 2,2 cm 6 * 24" P54	15 * 60 * 2,2 cm 6 * 24" P75 (PACK 2 units)	15 * 15 * 2,2 cm 6 * 6" P85

CARACTERÍSTICAS TÉCNICAS | TECHNICAL CHARACTERISTICS

joint	frost proof	versatile	matt	shade variation	various graphics	diferent shades
						

CARACTERÍSTICAS TÉCNICAS ANTIDESLIZAMIENTO | ANTI-SLIP CHARACTERISTICS

Ensayo Essay	Características Features	Resultado Result	
		NATURAL	ANTISLIP
DIN 51130	Ángulo crítico (Pies calzados) Critical angle (footwear)	R9	R11
DIN 51097	Ángulo crítico (Pies descalzos) Critical angle (Wet loaded barefoot)	A+B	A+B+C
BS 7976-2	Antideslizamiento (Test del péndulo) Slip resistance (Pendulum test-PTV)	+36 Wet	+36 Wet
UNE-ENV 12633	Antideslizamiento (Test del péndulo) Slip resistance (Pendulum test)	Class 1	Class 3
ANSI A137.1	Coefficiente de Fricción Dinámico Dynamic Coefficient of Friction (DCOF)	-	> 0,42
ISO 10545-7	Resistencia a la Abrasión Superficial Resistance to Surface Abrasion	PEI 4	
 IUPPEC	Producto certificado por CSTB CSTB Certified product	✓	✓



Shark

Porcelain tiles



Motown-B_60*60




Shark-B/60*60 Shark-B_30*60



Shark-N_60*60

Shark

Porcelain tiles



SHARK B



SHARK S




SHARK N



Shark

Porcelain tiles

SHARK



90 * 90 * 1 cm | 36 * 36"

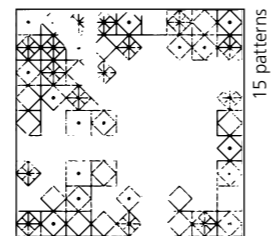
RECTIFIED	NATURAL	LAPATTO
	BN48	BN42
B	25531	25534
S	25532	25535
N	25533	25536



60 * 60 * 1 cm | 24 * 24"


RECTIFIED	NATURAL	LAPATTO
	BN33	BN38
B	25527	25524
S	25528	25525
N	25529	25526

MOTOWN




60 * 60 * 1 cm | 24 * 24"

RECTIFIED	NATURAL	LAPATTO
	BN40	BN83
B	25556	25570
S	25569	25571
N	25568	25572



45 * 90 * 1 cm | 18 * 36"

RECTIFIED	NATURAL	LAPATTO
	BN70	BN43
B	25537	25542
S	25539	25545
N	25540	25546



30 * 60 * 1 cm | 12 * 24"

RECTIFIED	NATURAL	LAPATTO
	BN39	BN74
B	25548	25553
S	25550	25554
N	25551	25555



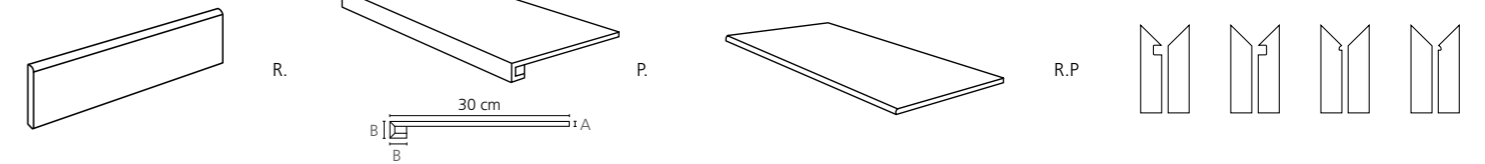
26200 ALUMINIO/90/MAT _ 90 * 0,5 cm | 35 * 0,2" _ P39



26201 L. GOLDEN/MAT/90 _ 90 * 0,5 cm | 35 * 0,2" _ P39

PIEZA COMPLEMENTARIA | COMPLEMENTARY PIECE

Rodapie - Skirting	Peldaño técnico - Technical stair - thread	Peldaño romo - Rounded stair - thread	*S.K.I.	*S.K.D.	*Z.R.I.	*Z.R.D.
--------------------	--	---------------------------------------	---------	---------	---------	---------



8 * 90 3 * 36" P44 8 * 90/L 3 * 36" P48 8 * 60 3 * 24" P34 8 * 60/L 3 * 24" P37	30 * 90 12 * 36" P76 30 * 60 12 * 24" P54 A= 1 cm B= 3 cm	30 * 90 12 * 36" P61 30 * 60 12 * 24" P64	8 * 30 3 * 12" P55			
--	---	--	----------------------	--	--	--

CARACTERÍSTICAS TÉCNICAS | TECHNICAL CHARACTERISTICS

joint	frost proof	versatile	matt	diferent shades	shade variation	various graphics

CARACTERÍSTICAS TÉCNICAS ANTIDESLIZAMIENTO | ANTI-SLIP CHARACTERISTICS

Ensayo Essay	Características Features	Resultado Result	
DIN 51130	Ángulo crítico (Pies calzados) Critical angle (footwear)	NAT	LAPATTO
DIN 51097	Ángulo crítico (Pies descalzos) Critical angle (Wet loaded barefoot)	R10	R9
BS 7976-2	Antideslizamiento (Test del péndulo) Slip resistance (Pendulum test-PTV)	A+B	-
UNE-ENV 12633	Antideslizamiento (Test del péndulo) Slip resistance (Pendulum test)	+36 Wet	-
ISO 10545-7	Resistencia a la Abrasión Superficial Resistance to Surface Abrasion	Class 2	Class 2
	Producto certificado por CSTB CSTB Certified product	PEI 4	PEI 4
		✓	✓

EMBALAJE | PACKING

(Los pesos aquí reflejados pueden sufrir ligeras variaciones en función del lote de producción. Weights shown here may slightly vary depending on the production lot.)

Formato Sizes	Cajas Boxes			Pallet				Cont./20' 21500 kg.	
	Piezas	m2/ sq.m	kg	Cajas	m2/ sq.m	kg	Tamaño cm aprox.	m2/ sq.m	m2/ sq.m
30 * 60 * 1	6	1,08	24,30	48	51,84	1190	120 * 80 * 75	936,61	1045,51
45 * 90 * 1	2	0,81	19,08	36	29,16	699	100 * 100 * 59	896,91	1001,20
60 * 60 * 1	3	1,08	24,30	36	38,88	899	120 * 80 * 75	929,83	1037,95
90 * 90 * 1	2	1,62	37,96	22	35,64	860	105 * 95 * 75	891	994,60
inch	Units	ft2	lb	Boxes	ft2	lb	Sizes inch approx.	ft2	ft2
11 13/16 * 23 5/8 * 3/8	6	11,63	53,57	48	558,01	2623,95	41 5/16 * 31 1/2 * 29 1/2	10081,62	11253,90
17 11/16 * 35 7/16 * 3/8	2	8,72	42,07	36	313,88	1541,30	39 3/8 * 39 3/8 * 23 1/4	9654,34	10776,94
23 5/8 * 23 5/8 * 3/8	3	11,63	53,59	36	418,50	1982,30	41 5/16 * 31 1/2 * 29 1/2	10008,72	11172,53
35 7/16 * 35 7/16 * 3/8	2	17,44	83,70	22	383,63	1896,30	41 5/16 * 37 3/8 * 29 1/2	9590,72	10705,92



Unique

Porcelain tiles

Unique_19,5 * 121,5 T.Oxik


Unique

Porcelain tiles




UNIQUE

UNIQUE



19,5 * 121,5 * 1 cm | 8 * 48"

RECTIFIED	NATURAL
	BN2
UNIQUE	25645



15 * 90 * 1 cm | 6 * 36"

RECTIFIED	NATURAL
	BN27
UNIQUE	25646

T.BARCELOS



19,5 * 19,5 cm | 8 * 8"

RECTIFIED	NATURAL
	P23
T. BARCELOS	25371



T. BARCELOS

T.OXIK



19,5 * 19,5 cm | 8 * 8"

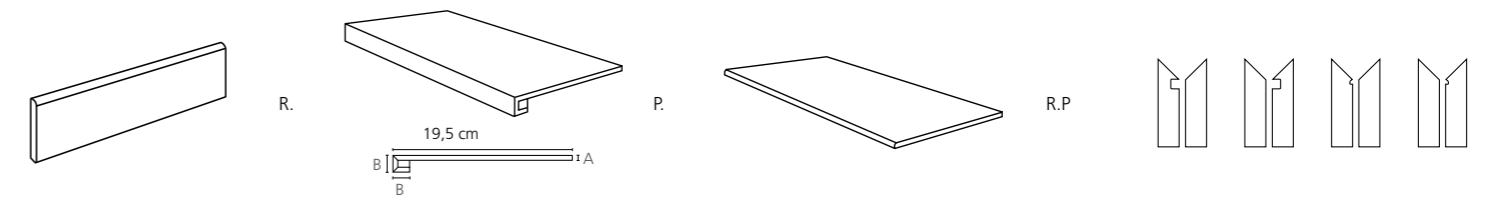
RECTIFIED	NATURAL
	P23
T. OXIK	25372



T. OXIK

PIEZA COMPLEMENTARIA | COMPLEMENTARY PIECE

Rodapie - Skirting	Peldaño técnico - Technical stair - thread	Peldaño romo - Rounded stair - thread	*S.K.I.	*S.K.D.	*Z.R.I.	*Z.R.D.
--------------------	--	---------------------------------------	---------	---------	---------	---------



8 * 61 cm 3 * 24" P35	19,5 * 121,5 cm 8 * 48" P75 A= 1 cm B= 3 cm	19,5 * 121,5 cm 8 * 48" P77	8 * 30 cm 3 * 12" P51
-------------------------	--	-------------------------------	-------------------------

CARACTERÍSTICAS TÉCNICAS | TECHNICAL CHARACTERISTICS

joint	frost proof	versatile	mat/gloss	diferent shades	shade variation	various graphics	various moulds

CARACTERÍSTICAS TÉCNICAS ANTIDESLIZAMIENTO | ANTI-SLIP CHARACTERISTICS

Ensayo Essay	Características Features	Resultado Result
DIN 51130	Ángulo crítico (Pies calzados) Critical angle (footwear)	R9
UNE-ENV 12633	Antideslizamiento (Test del péndulo) Slip resistance (Pendulum test)	Class 1

EMBALAJE | PACKING

(Los pesos aquí reflejados pueden sufrir ligeras variaciones en función del lote de producción. Weights shown here may slightly vary depending on the production lot.)

Formato Sizes	Cajas Boxes			Pallet			Cont./20' 21500 kg.	Cont./20' 24000 kg.
cm	Piezas	m ² / sq.m	kg	Cajas	m ² / sq.m	kg	Tamaño cm aprox.	m ² / sq.m
15 * 90 * 1	7	0,95	21,70	48	45,60	1066	100 * 100 * 75	1026,64
19,5 * 121,5 * 1	4	0,95	22,17	40	38	912	128 * 95 * 55	1000
inch	Units	ft ²	lb	Boxes	ft ²	lb	Sizes inch approx.	ft ²
5 7/8 * 35 7/16 * 3/8	7	10,23	47,84	48	490,84	2350,53	39 3/8 * 39 3/8 * 29 1/2	11050,77
7 11/16 * 47 13/16 * 3/8	4	10,23	48,88	40	409,03	2010,96	50 3/8 * 37 3/8 * 21 5/8	10764



Urban

Porcelain tiles

Urban Ecrü_60*60 A Urban Ecrü_60*120 SF D. Urban Mosaic Ecrü SF
P.V. Urban Ecrü ANG.P.V. Urban Ecrü E.P.V. Urban Ecrü REJ. Urban Ecrü
ANG.REJ. Urban Ecrü T.REJ. Urban Ecrü



Urban

Porcelain tiles

Urban Smoke_90*90 SF Urban Smoke_90*90 A
Rhom. Urban Smoke P. Urban Smoke



200

201



202



203

Urban

Porcelain tiles



Urban Ecrú_29*90 SF




Urban Mud_90*90 A

Urban


Porcelain tiles

URBAN



90 * 90 * 1 cm | 36 * 36"

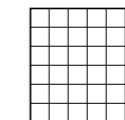
	RECTIFIED	SOFT	ANTISLIP
		BN48	BN90
ECRU		24032	24036
MUD		24031	24037
SILVER		24033	24038
SMOKE		24034	24039



60 * 60 * 1 cm | 24 * 24"

	RECTIFIED	SOFT	ANTISLIP
		BN33	BN88
ECRU		24132	24136
MUD		24133	24137
SILVER		24134	24138
SMOKE		24135	24139


D. URBAN MOSAIC



30 * 30 cm | 12 * 12"


	NO RECTIFIED	SOFT
		P38
ECRU		24450
MUD		24451
SILVER		24452
SMOKE		24453

D. URBAN SPAC



30 * 30 cm | 12 * 12"

	NO RECTIFIED	SOFT
		P58
ECRU		24454
MUD		24455
SILVER		24456
SMOKE		24457



60 * 120 * 1 cm | 24 * 48"

	RECTIFIED	SOFT	ANTISLIP
		BN72	BN116
ECRU		24669	24678
MUD		24670	24680
SILVER		24672	24679
SMOKE		24671	24677



29 * 90 * 1 cm | 12 * 36"


	RECTIFIED	SOFT
		BN48
ECRU		24602
MUD		24605
SILVER		24608
SMOKE		24611



9,9 * 60 * 1 cm | 4 * 24"

	RECTIFIED	SOFT
		BN97
ECRU		24625
MUD		24627
SILVER		24631
SMOKE		24634

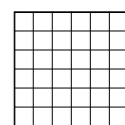
MILA



60 * 60 * 1 cm | 24 * 24"

	RECTIFIED	SOFT
		BN40
WARM		24953
COLD		24952

D. MILA MOSAIC



30 * 30 cm | 12 * 12"

	NO RECTIFIED	SOFT
		P37
WARM		23441
COLD		23442




26805 ALUMINIO/60/MAT _ 60 * 0,5 cm | 24 * 0,2" _ P32



26200 ALUMINIO/90/MAT _ 90 * 0,5 cm | 35 * 0,2" _ P39



26201 L. GOLDEN/MAT/90 _ 90 * 0,5 cm | 35 * 0,2" _ P39



URBAN ECRU

URBAN MUD

URBAN SILVER

URBAN SMOKE

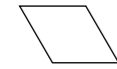
MILA WARM

MILA COLD

Urban

Porcelain tiles


RHOM. URBAN




14,8 * 17 cm | 6 * 7"

NO RECTIFIED	SOFT
	P17
ECRU	24969
MUD	24970
SILVER	24971
SMOKE	24972

Ejemplos de posibles combinaciones. Se pueden realizar en todos los colores.
Examples of possible combinations. Available in all colours.



Piezas 1 m² = 42



Piezas 1 m² = 42



Piezas 1 m² = 42

PIEZA COMPLEMENTARIA | COMPLEMENTARY PIECE

Rodapie - Skirting	Peldaño técnico - Technical stair - thread	Peldaño romo - Rounded stair - thread	*S.K.I.	*S.K.D.	*Z.R.I.	*Z.R.D.
8 * 90/SF cm 3 * 36" P44 8 * 60 cm 3 * 24" P13	30 * 90 cm 12 * 36" P76 30 * 60 cm 12 * 24" P54 30 * 120 cm 12 * 48" P75 A= 1 cm B= 3 cm	30 * 90 cm 12 * 36" P61 30 * 60 cm 12 * 24" P64 30 * 120 cm 12 * 48" P77	8 * 30 cm 3 * 12" P55			

PIEZA ESPECIAL PISCINA | SPECIAL PIECE POOL

*Pedido mínimo 10 unidades | Minimum order 10 items

Peldaño Vierendeague Pool Coping	Peldaño vierendeague angulo Pool Coping internal corner	Peldaño vierendeague esquina Pool Coping external corner
20 * 60 cm 8 * 24" P61	20 * 60 cm 24 * 24" P70 (PACK 2 units)	20 * 60 cm 24 * 24" P70 (PACK 2 units)
Rejilla Drainage grate	Angulo rejilla Angle corner drainage grate	Taco rejilla Square corner drainage grate
15 * 60 * 2,2 cm 6 * 24 * 7/8" P54	15 * 60 * 2,2 cm 24 * 24" P75 (PACK 2 units)	15 * 15 * 2,2 cm 6 * 6" P85

CARACTERÍSTICAS TÉCNICAS | TECHNICAL CHARACTERISTICS

joint	frost proof	versatile	full body	diferent shades	shade variation	various graphics

* Except in 45*45. Joint to 1,5mm. Excepto en 45*45, junta a 1,5 mm.

CARACTERÍSTICAS TÉCNICAS ANTIDESLIZAMIENTO | ANTI-SLIP CHARACTERISTICS

Ensayo Essay	Características Features	Resultado Result	
		SOFT	ANTISLIP
DIN 51130	Ángulo crítico (Pies calzados) Critical angle (footwear)	R10	R12
DIN 51097	Ángulo crítico (Pies descalzos) Critical angle (Wet loaded barefoot)	A+B	A+B+C
BS-7976-2	Antideslizamiento (Test del péndulo) Slip resistance (Pendulum test-PTV)	+36 Wet	+36 Wet
UNE-ENV-12633	Antideslizamiento (Test del péndulo) Slip resistance (Pendulum test)	Class 1	Class 3
ANSI A.1371	Coefficiente de Fricción Dinámico Dynamic Coefficient of Friction (DCOF)	> 0,42 Wet	> 0,42 Wet
ISO 10545-6	Resistencia a la abrasión profunda Resistance to Deep Abrasion	< 175 mm ³	< 175 mm ³
	Producto certificado por CSTB CSTB Certified product	✓	✓

EMBALAJE | PACKING

(Los pesos aquí reflejados pueden sufrir ligeras variaciones en función del lote de producción. Weights shown here may slightly vary depending on the production lot.)

Formato Sizes	Cajas Boxes			Pallet			Cont./20' 21500 kg.	Cont./20' 24000 kg.	
	Piezas	m ² /sq.m	kg	Cajas	m ² /sq.m	kg	Tamaño cm aprox.	m ² /sq.m	m ² /sq.m
cm									
90 * 90 * 1	2	1,62	40	22	35,64	905	105 * 95 * 75	846,7	945,15
29 * 90 * 1	3	0,78	20,00	54	42,12	1105	105 * 95 * 75	819,53	914,82
60 * 120 * 1	2	1,44	33,18	27	38,88	920	120 * 80 * 75	908,61	1014,26
60 * 60 * 1	3	1,08	24,3	36	38,88	899	120 * 80 * 75	929,83	1037,95
9,9 * 60 * 1	13	0,77	16,45	64	49,28	1065	100 * 100 * 94	994,85	1110,54
inch	units	ft ²	lb	Boxes	ft ²	lb	Sizes Inch approx.	ft ²	ft ²
35 7/16 * 35 7/16 * 3/8	2	17,44	83,69	22	383,63	1.896,22	41 5/6 * 37 3/8 * 29 1/2	9589,39	10704,43
11 7/16 * 35 7/16 * 3/8	3	8,40	44,09	54	453,38	2436,53	41 5/16 * 37 3/8 * 29 1/2	8821,41	9847,16
23 5/8 * 47 1/4 * 3/8	2	15,50	73,15	27	418,50	2.027,92	47 1/4 * 31 1/2 * 29 1/2	9781,75	10919,17
23 5/8 * 23 5/8 * 3/8	3	11,63	53,57	36	418,50	1.981,49	47 1/4 * 31 1/2 * 29 1/2	10010,95	11175,02
3 7/8 * 23 5/8 * 3/8	13	8,29	36,27	64	530,45	2348,33	39 3/8 * 39 3/8 * 37	10708,61	11953,80



Whistler

Porcelain tiles

Whistler Brown_24*151 NT Whistler Brown_24*151 A



Whistler

Porcelain tiles

Whistler Maple_24*151 NT



Whistler Honey_24*151 A Nature White Decor_32*90

Whistler

Porcelain tiles

WHISTLER



24 * 151 * 1 cm | 9 * 59"

RECTIFIED	NATURAL	ANTISLIP
	BN93	BN121
BROWN	23930	25370
HONEY	23929	25376
MAPLE	23928	25377
TAUPE	23927	25378

PIEZA COMPLEMENTARIA | COMPLEMENTARY PIECE

Rodapie - Skirting	Peldaño técnico - Technical stair - thread	Peldaño romo - Rounded stair - thread	*S.K.I.	*S.K.D.	*Z.R.I.	*Z.R.D.
8 * 75,5 cm 3 * 30" P43	30 * 151 cm 9 * 59" P80 A= 1,1 cm B= 3,3 cm	30 * 151 cm 9 * 59" P54	8 * 30 cm 3 * 12" P55			

CARACTERÍSTICAS TÉCNICAS | TECHNICAL CHARACTERISTICS

joint	frost proof	versatile	matt
diferent shades	shade variation	various graphics	various moulds

CARACTERÍSTICAS TÉCNICAS ANTIDESLIZAMIENTO | ANTI-SLIP CHARACTERISTICS

Ensayo Essay	Características Features	Resultado Result	
		NATURAL	ANTISLIP
DIN 51130	Ángulo crítico (Pies calzados) Critical angle (footwear)	R9	R11
DIN 51097	Ángulo crítico (Pies descalzos) Critical angle (Wet loaded barefoot)	-	A+B
BS 7976-2	Antideslizamiento (Test del péndulo) Slip resistance (Pendulum test-PTV)	-	+36 Wet
UNE-ENV 12633	Antideslizamiento (Test del péndulo) Slip resistance (Pendulum test)	Class 1	Class 3
ANSI A137.1	Coefficiente de Fricción Dinámico Dynamic Coefficient of Friction (DCOF)	> 0,42	> 0,42
ISO 10545-7	Resistencia a la Abrasión Superficial Resistance to Surface Abrasion	HONEY_PEI 4	PEI 4

EMBALAJE | PACKING

(Los pesos aquí reflejados pueden sufrir ligeras variaciones en función del lote de producción. Weights shown here may slightly vary depending on the production lot.)

Formato Sizes	Cajas Boxes			Pallet				Cont./20'	Cont./20'
	Piezas	m2/ sq.m	kg	Cajas	m2/ sq.m	kg	Tamaño cm aprox.	m2/ sq.m	m2/ sq.m
cm									
24 * 151 * 1	3	1,09	24	48	52,32	1200	160 * 83 * 63	889,44	889,44
inch	Units	ft2	lb	Boxes	ft2	lb	Sizes inch approx.	ft2	ft2
9 7/16 * 59 7/16 * 7/16	3	11,73	52,9	48	563,16	2645,54	63 * 32 11/16 * 24 13/16	9573,85	9573,85



WHISTLER Taupe



WHISTLER Maple



WHISTLER Honey

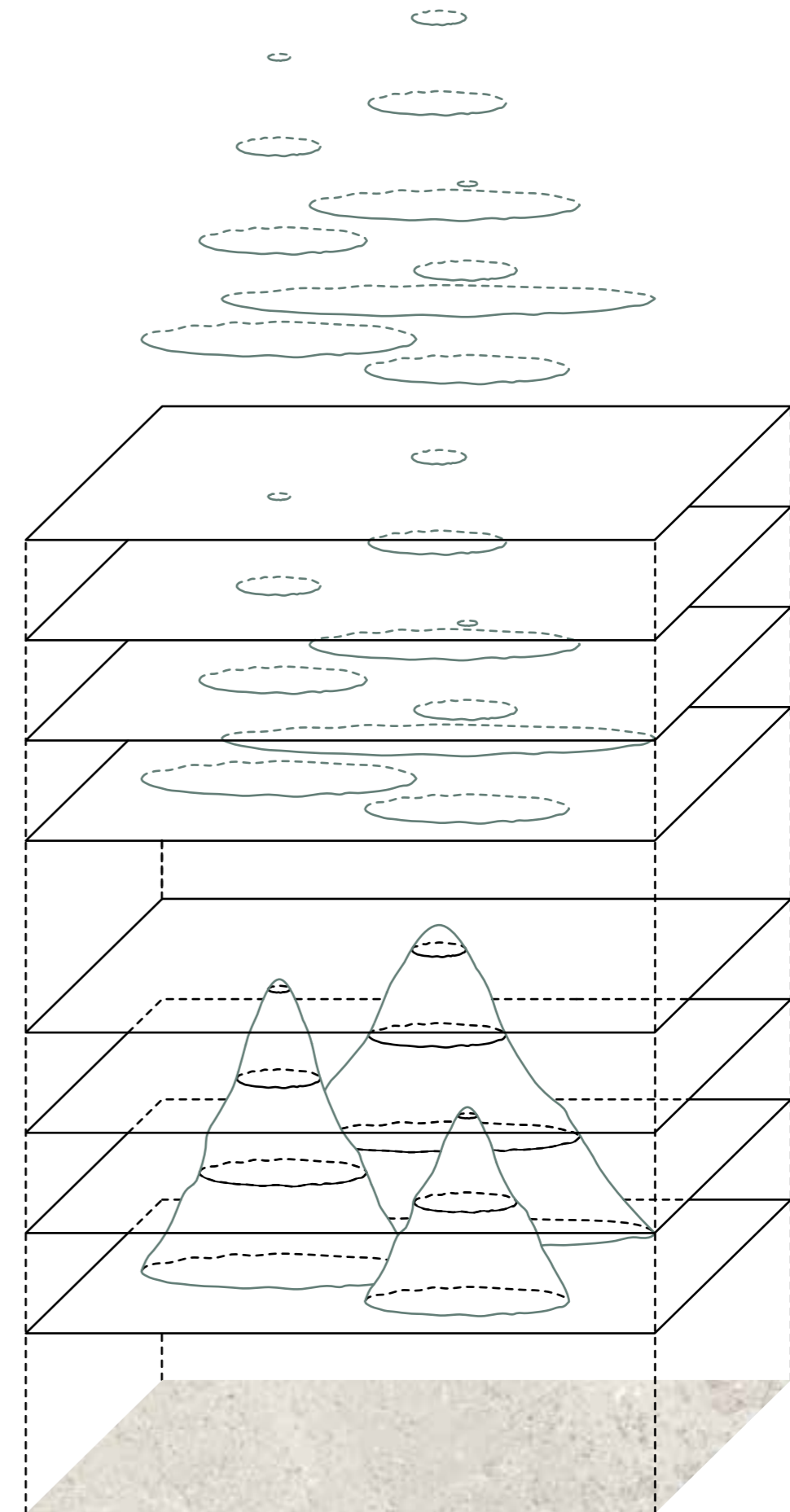


WHISTLER Brown

White body

- ALPINE _ 216
- BARBICAN _ 224
- DANUBIO _ 228
- DONNA _ 230
- ERTA _ 234
- FROZEN _ 236
- GRANNY _ 242
- GRUNGE _ 246
- LACCIO _ 256
- METROPOLITAN _ 260
- MITTE _ 262
- NATURE _ 266
- ORIENT _ 272
- PALETTE _ 276
- PURE _ 282

- SALINES _ 296
- SENSE _ 300
- STONEHILL _ 304
- VIBRATO _ 308
- VILLAGE WALL _ 312





Alpine

White body wall tiles



Alpine White_32*90
Alpine White AS_60*120



Alpine White Top_32*90



Alpine Beige Top_32*90

Alpine
White body wall tiles



Alpine Grey Waves_32*90



Alpine

White body wall tiles



Alpine Grey_32*90 Alpine Grey AS_75,5*151

Alpine

White body wall tiles



ALPINE White



ALPINE Beige



ALPINE White Waves



ALPINE Beige Waves



ALPINE White Top



ALPINE Beige Top




07021 ACERO/90 _ 1,5 * 90 cm | 0,6 * 36" _ P30



07605 ALUMINIO/90 _ 0,5 * 90 cm | 0,2 * 36" _ P39

MATCHING FLOOR COLLECTIONS

ALPINE_PORCELAIN | Pag. 70



ALPINE White



ALPINE Beige



ALPINE Grey



ALPINE Anthracite



ALPINE Grey



ALPINE Grey Waves



ALPINE Grey Top




20347 L. IRON ANTHRACITE _ 1,5 * 90 cm | 0,6 * 36" _ P38



20348 L. IRON MOCCHA _ 1,5 * 90 cm | 0,6 * 36" _ P38

ALPINE




26 patterns

60 * 60 * 1 cm | 24 * 24"

RECTIFIED	ALL IN ONE
	BN88
ANTHRACITE	28486
BEIGE	28487
GREY	28488
WHITE	28489

ALPINE



12 patterns

32 * 90 * 1,05 cm | 13 * 36"

RECTIFIED	NATURAL
	BN29
WHITE	28524
BEIGE	28523
GREY	28525

ALPINE WAVES




12 patterns

32 * 90 * 1,05 cm | 13 * 36"

RECTIFIED	NATURAL
	BN36
WHITE	28527
BEIGE	28526
GREY	28528

ALPINE TOP

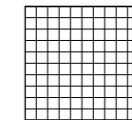


12 patterns

32 * 90 * 1,05 cm | 13 * 36"

RECTIFIED	NATURAL
	BN36
WHITE	28530
BEIGE	28529
GREY	28531

D. ALPINE WALL MOSAIC



30 * 30 cm | 12 * 12"

RECTIFIED	NATURAL
	P44
WHITE	29176
BEIGE	29174
GREY	29175


CARACTERÍSTICAS TÉCNICAS | TECHNICAL CHARACTERISTICS

joint	wall tiles	matt	diferent shades	shade variation	various graphics

EMBALAJE | PACKING

Formato Sizes	Cajas Boxes			Pallet			Cont./20' 21500 kg.	Cont./20' 24000 kg.
cm	Piezas	m2/ sq.m	kg	Cajas	m2/ sq.m	kg	Tamaño cm aprox.	m2/ sq.m
32 * 90 * 1,05	4	1,15	20,9	56	64,4	1194	120 * 80 * 105	1159,63
inch	units	ft2	lb	Boxes	ft2	lb	Sizes Inch approx.	ft2
12 5/8 * 35 7/16 * 7/16	4	12,38	46,08	56	693,2	2632,77	47 1/4 * 31 1/2 * 41 5/16	12482,27
								1294,47
								13933,7

(Los pesos aquí reflejados pueden sufrir ligeras variaciones en función del lote de producción. Weights shown here may slightly vary depending on the production lot.)



Barbican

White body wall tiles



Barbican White Decor_100



Barbican Whiter_100 Boreal Walnut_23*120



Barbican

White body wall tiles

Barbican Bone Decor_100

Barbican

White body wall tiles



BARBICAN



33,3 * 100 * 0,7 cm | 13 * 39"

RECTIFIED	NATURAL BN65
WHITE	23158
BONE	23159
SILVER	23157



22303 ALUMINIO/100/MAT _ 100 * 0,5 cm | 39 * 0,2" _ P42

BARBICAN DECOR




33,3 * 100 * 0,7 cm | 13 * 39"

RECTIFIED	NATURAL BN66
WHITE	23162
BONE	23163
SILVER	23161



26153 L. GOLDEN/MAT/100 _ 100 * 0,5 cm | 39 * 0,2" _ P42

D.BARBICAN MOSAIC



30 * 30 cm | 12 * 12"

NO RECTIFIED	NATURAL P44
WHITE	23518
BONE	23519
SILVER	23520

CARACTERÍSTICAS TÉCNICAS | TECHNICAL CHARACTERISTICS

joint	wall tiles	matt	thickness
diferent shades	shade variation	various graphics	

EMBALAJE | PACKING

Formato Sizes	Cajas Boxes			Pallet			Tamaño cm aprox. Sizes Inch approx.	Cont./20' 21500 kg.	Cont./20' 24000 kg.
	Piezas	m2/ sq.m	kg	Cajas	m2/ sq.m	kg			
cm									
33,3 * 100 * 0,7	6	2	26,60	24	48	663	118 * 110 * 48	1556,56	1737,56
inch									
13 1/8 * 39 3/8 * 1/4	6	21,53	58,65	24	516,67	1461,92	46 7/16 * 43 5/16 * 18 7/8	16754,82	18703,06

(Los pesos aquí reflejados pueden sufrir ligeras variaciones en función del lote de producción. Weights shown here may slightly vary depending on the production lot.)

Danubio

White body wall tiles




Danubio

White body wall tiles

Danubio-H/R Vosgos-H/R
Aluminio/90

DANUBIO G



VOSGOS G



DANUBIO H



VOSGOS H



DANUBIO



32 * 90 * 1,05 cm 13 * 36"		33 * 91 * 1,05 cm 13 * 36"	
RECTIFIED	NATURAL	NO RECTIFIED	NATURAL
	BN29		BN21
G	14430	G	14364
H	14431	H	14365



26200 ALUMINIO/90/MAT _ 90 * 0,5 cm | 35 * 0,2" _ P39



07021 ACERO/90 _ 1,5 * 90 cm | 0,6 * 36" _ P30

* No se aconseja su uso en zonas con presencia de vapor.
Not suitable for environments where water vapour is present.

VOSGOS



32 * 90 * 1,05 cm 13 * 36"		33 * 91 * 1,05 cm 13 * 36"	
RECTIFIED	NATURAL	NO RECTIFIED	NATURAL
	BN36		BN25
G	14432	G	14406
H	14433	H	14405



07605 ALUMINIO/90 _ 0,5 * 90 cm | 0,2 * 36" _ P39



26201 L. GOLDEN/MAT/90 _ 90 * 0,5 cm | 35 * 0,2" _ P39



* 17974 L. ANDROS/R _ 0,5 * 90 cm | 0,2 * 36" _ P53

CARACTERÍSTICAS TÉCNICAS | TECHNICAL CHARACTERISTICS

joint	wall tiles	matt
diferent shades	shade variation	various graphics

EMBALAJE | PACKING


Formato Sizes	Cajas Boxes			Pallet			Tamaño cm aprox.	Cont./20' 21500 kg.	Cont./20' 24000 kg.
	Piezas	m2/ sq.m	kg	Cajas	m2/ sq.m	kg			
cm									
32 * 90 * 1,05	4	1,15	20,90	56	64,40	1194	120 * 80 * 105	1159,63	1294,47
33 * 91 * 1,05	4	1,20	21,80	51	61,20	1136	120 * 80 * 106	1158,27	1292,96
inch	Units	ft2	lb	Boxes	ft2	lb	Sizes inch approx.	ft2	ft2
12 5/8 * 35 7/16 * 7/16	4	12,38	46,08	56	693,20	2632,77	47 1/4 * 31 1/2 * 41 5/16	12482,27	13933,70
13 * 35 13/16 * 7/16	4	12,92	48,07	51	658,76	2504,88	47 1/4 * 31 1/2 * 41 3/4	12467,67	13917,40

(Los pesos aquí reflejados pueden sufrir ligeras variaciones en función del lote de producción.
Weights shown here may slightly vary depending on the production lot.)



Donna

White body wall tiles



Grunge Beige AS_60*60



Donna Sand Decor_33,3*100

Donna


White body wall tiles



DONNA White



DONNA Sand



DONNA Silver



DONNA White decor



DONNA Sand decor



DONNA Silver decor

DONNA



25 patterns

33,3 * 100 * 0,7 cm | 13 * 39"

RECTIFIED	NATURAL
	BN65
SAND	27534
SILVER	27535
WHITE	27536



22303 ALUMINIO/100/MAT _ 100 * 0,5 cm | 39 * 0,2" _ P42



26153 L. GOLDEN/MAT/100 _ 100 * 0,5 cm | 39 * 0,2" _ P42

DONNA DECOR



25 patterns

33,3 * 100 * 0,7 cm | 13 * 39"

RECTIFIED	NATURAL
	BN66
SAND	27539
SILVER	27538
WHITE	27537

*D. DONNA LEAVES

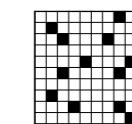


33,3 * 100 * 0,7 cm | 13 * 39"

RECTIFIED	NATURAL
	P77
WHITE	27776

* Se comercializan en conjuntos de 2 piezas. Precio por pieza individual. They are sold in groups of 2 pieces. Price to the individual piece.

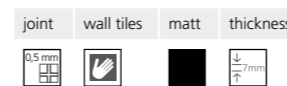
D. DONNA MOSAIC



30 * 30 cm | 12 * 12"

NO RECTIFIED	NATURAL
	P49
SAND	27632
SILVER	27633
WHITE	27634

CARACTERÍSTICAS TÉCNICAS | TECHNICAL CHARACTERISTICS



EMBALAJE | PACKING

Formato Sizes	Cajas Boxes			Pallet			Cont./20' 21500 kg.	Cont./20' 24000 kg.	
	Piezas	m2/ sq.m	kg	Cajas	m2/ sq.m	kg			
cm									
33,3 * 100 * 0,7	6	2	26,60	24	48	663	118 * 110 * 48	1556,56	1737,56
33,3 * 100 * 0,86	5	1,67	22,20	24	40,08	558	118 * 110 * 48	1544,30	1723,87
inch	units	ft2	lb	Boxes	ft2	lb	Sizes Inch approx.	ft2	ft2
13 1/8 * 39 3/8 * 1/4	6	21,53	58,65	24	516,67	1461,92	46 7/16 * 43 5/16 * 18 7/8	16754,82	18703,06
13 1/8 * 39 3/8 * 5/16	5	17,98	48,95	24	431,42	1230,39	46 7/16 * 43 5/16 * 18 7/8	16622,86	18555,75

(Los pesos aquí reflejados pueden sufrir ligeras variaciones en función del lote de producción. Weights shown here may slightly vary depending on the production lot.)



D. Donna Leaves_100

Donna

White body wall tiles



Erta

White body wall tiles

Erta Beige Decor_25*75
Erta Beige_25*75

Erta

White body wall tiles



ERTA Beige



ERTA Beige | Decor



ERTA Silver



ERTA Silver | Decor

ERTA



12 patterns

33,3 * 100 * 0,7 cm 13 * 39"	
RECTIFIED	NATURAL
	BN65
BEIGE	22122
SILVER	22124



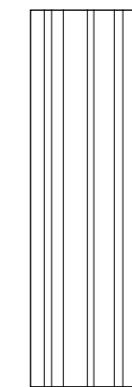
12 patterns

25 * 75 * 1,05 cm 10 * 30"	
NO RECTIFIED	NATURAL
BN16	
BEIGE	21842
SILVER	21843



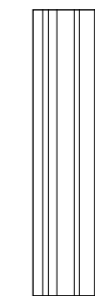
22303 ALUMINIO/100/MAT _ 100 * 0,5 cm | 39 * 0,2" _ P42

ERTA DECOR



6 patterns

33,3 * 100 * 0,7 cm 13 * 39"	
RECTIFIED	NATURAL
	BN66
BEIGE	22123
SILVER	22125



6 patterns

25 * 75 * 1,05 cm 10 * 30"	
NO RECTIFIED	NATURAL
BN20	
BEIGE	21841
SILVER	21840



26153 L. GOLDEN/MAT/100 _ 100 * 0,5 cm | 39 * 0,2" _ P42

CARACTERÍSTICAS TÉCNICAS | TECHNICAL CHARACTERISTICS

joint	wall tiles	matt
diferent shades	shade variation	various graphics

EMBALAJE | PACKING


Formato Sizes	Cajas Boxes			Pallet			Cont./20' 21500 kg.	Cont./20' 24000 kg.
	Piezas	m2/ sq.m	kg	Cajas	m2/ sq.m	kg		
cm								
33,3 * 100 * 0,7	6	2	26,60	24	48	663	118 * 110 * 48	1556,56 1737,56
25 * 75 * 1,05	7	1,31	24,70	42	55,02	1061	120 * 80 * 90	1114,92 1244,56
inch	units	ft2	lb	Boxes	ft2	lb	Sizes Inch approx.	ft2 ft2
13 1/8 * 39 3/8 * 1/4	6	21,53	58,65	24	516,67	1461,92	46 7/16 * 43 5/16 * 18 7/8	16754,82 18703,06
9 13/16 * 29 1/2 * 7/16	7	14,10	54,46	42	592,24	2339,51	47 1/4 * 31 1/2 * 35 7/16	12001 13396,46

(Los pesos aquí reflejados pueden sufrir ligeras variaciones en función del lote de producción. Weights shown here may slightly vary depending on the production lot.)



Frozen

White body wall tiles




Frozen-W Lined




Essence Nut_15*90

Frozen

White body wall tiles



FROZEN W



FROZEN Prism

40 * 120 cm | 16 * 48"

FROZEN



40 * 120 * 0,7 cm | 16 * 48"

RECTIFIED	NATURAL
	BN101
W	23375


FROZEN PRISM



40 * 120 * 0,86 cm | 16 * 48"

RECTIFIED	NATURAL
	BN102
W	23376


D.WHITE MIX MOSAIC




30 * 30 cm | 12 * 12"

NO RECTIFIED	NATURAL
	P44
D.WHITE MIX MOSAIC	22615


33,3 * 100 cm | 13 * 39"



FROZEN W



FROZEN W Lined



FROZEN W Mosaic



D.FROZEN Waves

FROZEN




33,3 * 100 * 0,7 cm | 13 * 39"

RECTIFIED	NATURAL
	BN65
W	20585



10 * 100 * 0,7 cm | 3,9 * 39"

RECTIFIED	NATURAL
	BN105
W	23825



8 * 33,3 * 0,7 cm | 3 * 13"

RECTIFIED	NATURAL
	BN106
W	23826

FROZEN LINED



33,3 * 100 * 0,7 cm | 13 * 39"

RECTIFIED	NATURAL
	BN66
W	22305

FROZEN MOSAIC



33,3 * 100 * 0,7 cm | 13 * 39"

RECTIFIED	NATURAL
	BN66
W	21372

*D.FROZEN WAVES



33,3 * 100 * 0,7 cm | 13 * 39"

RECTIFIED	NATURAL
	P85
D.FROZEN WAVES	22333



22245 ALUMINIO/100 _ 100*0,5 cm | 39 * 0,2" _ P42



26153 L. GOLDEN/MAT/100 _ 100 * 0,5 cm | 39 * 0,2" _ P42

* No se aconseja su uso en zonas con presencia de vapor. | Not suitable for environments where water vapour is present.

CARACTERÍSTICAS TÉCNICAS | TECHNICAL CHARACTERISTICS



EMBALAJE | PACKING

Formato Sizes	Cajas Boxes			Pallet			Cont./20' 21500 kg.	Cont./20' 24000 kg.	
	Piezas	m ² / sq.m	kg	Cajas	m ² / sq.m	kg			Tamaño cm aprox.
cm									
40 * 120 * 0,7	5	2,36	27,50	20	47,20	574	120 * 75 * 54	1767,94	1973,52
inch	Units	ft ²	lb	Boxes	ft ²	lb	Sizes inch approx.	ft ²	ft ²
15 9/16 * 46 15/16 * 1/4	5	25,40	60,64	20	508,06	1265,67	47 1/4 * 29 1/2 * 21 1/4	19030,15	21242,96

CARACTERÍSTICAS TÉCNICAS | TECHNICAL CHARACTERISTICS



EMBALAJE | PACKING

Formato Sizes	Cajas Boxes			Pallet			Cont./20' 21500 kg.	Cont./20' 24000 kg.	
	Piezas	m ² / sq.m	kg	Cajas	m ² / sq.m	kg			Tamaño cm aprox.
cm									
33,3 * 100 * 0,7	6	2	26,60	24	48	663	118 * 110 * 48	1556,56	1737,56
inch	units	ft ²	lb	Boxes	ft ²	lb	Sizes Inch approx.	ft ²	ft ²
13 1/8 * 39 3/8 * 1/4	6	21,53	58,65	24	516,67	1461,92	46 7/16 * 43 5/16 * 18 7/8	16754,82	18703,06

(Los pesos aquí reflejados pueden sufrir ligeras variaciones en función del lote de producción. | Weights shown here may slightly vary depending on the production lot.)



Frozen


White body wall tiles

Tycho-W Frozen-W_90
Shark-S_90*90 L


Frozen

White body wall tiles

32 * 90 cm | 13 * 36"



FROZEN W



TYCHO W



20347 L IRON ANTHRACITE _ 1,5 * 90 cm | 0,6 * 36" _ P38



20348 L IRON MOCCHA _ 1,5 * 90 cm | 0,6 * 36" _ P38



17317 L NORIAN-N/90/R _ 0,8 * 90 cm | 0,3 * 36" _ P32



07021 ACERO/90 _ 1,5 * 90 cm | 0,6 * 36" _ P30

D. NUKA



D. NUKA H



D. NUKA G

30 * 30 cm | 12 * 12"

NO RECTIFIED	NATURAL
D. NUKA-H	19248
D. NUKA-G	20296

CARACTERÍSTICAS TÉCNICAS | TECHNICAL CHARACTERISTICS

joint	wall tiles	gloss

EMBALAJE | PACKING

Formato Sizes	Cajas Boxes			Pallet			Cont./20' 21500 kg.	Cont./20' 24000 kg.
	Piezas	m2/ sq.m	kg	Cajas	m2/ sq.m	kg		
cm								
32 * 90 * 1,05	4	1,15	20,90	56	64,40	1194	120 * 80 * 105	1159,63 1294,47
33 * 91 * 1,05	4	1,20	21,80	51	61,20	1136	120 * 80 * 106	1158,27 1292,96
inch	Units	ft2	lb	Boxes	ft2	lb	Sizes inch approx.	ft2
12 5/8 * 35 7/16 * 7/16	4	12,38	46,08	56	693,20	2632,77	47 1/4 * 31 1/2 * 41 5/16	12482,27 13933,70
13 * 35 13/16 * 7/16	4	12,92	48,07	51	658,76	2504,88	47 1/4 * 31 1/2 * 41 3/4	12467,67 13917,40

(Los pesos aquí reflejados pueden sufrir ligeras variaciones en función del lote de producción. Weights shown here may slightly vary depending on the production lot.)

FROZEN




32 * 90 * 1,05 cm | 13 * 36"

RECTIFIED	NATURAL
	BN29
W	17393

33 * 91 * 1,05 cm | 13 * 36"

NO RECTIFIED	NATURAL
	BN21
W	17131

TYCHO




32 * 90 * 1,05 cm | 13 * 36"

RECTIFIED	NATURAL
	BN36
W	19868

33 * 91 * 1,05 cm | 13 * 36"

NO RECTIFIED	NATURAL
	BN25
W	19397

D.PURE MOSAIC



30 * 30 cm | 12 * 12"

NO RECTIFIED	NATURAL
D. PURE MOSAIC	P64
	22332

D. PLAYFUL



30 * 30 cm | 12 * 12"

NO RECTIFIED	NATURAL
D. PLAYFUL	P50
	19250



Granny

White body wall tiles


Betty-G Dotty-O Dotty-B
Dotty-G Shark-B_60*60




Smith-W Dotty-W Dotty-A

Granny

White body wall tiles



DOTTY W



DOTTY B



DOTTY O



BETTY O



DOTTY G



BETTY G



DOTTY A



BETTY A



DOTTY T



BETTY T



SMITH W



SMITH B



SMITH A



SMITH O

DOTTY




12 patterns

25 * 75 * 1,05 cm | 10 * 30"

NO RECTIFIED	NATURAL BN16	NATURAL BN20
W	19261	-
B	19262	-
O	19265	-
G	-	19260
A	-	19263
T	-	19264

BETTY

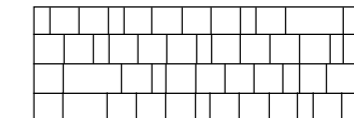


4 patterns

25 * 75 * 1,05 cm | 10 * 30"

NO RECTIFIED	NATURAL BN20
O	19469
G	19470
A	19471
T	19472

SMITH



3 patterns

25 * 75 * 1,05 cm | 10 * 30"

NO RECTIFIED	NATURAL BN20
W	19267
B	19268
A	19269
O	19270



11899 ALUMINIO/75 _ 0,5 * 75 cm | 0,2 * 30" _ P36



20346 L. IRON NATURAL _ 1 * 75 cm | 0,4 * 30" _ P35



20345 L. IRON SNUFF _ 1 * 75 cm | 0,4 * 30" _ P35



26199 L. GOLDEN/75/MAT _ 0,5 * 75 cm | 0,2 * 30" _ P36



19211 L. NORIAN-N/75 _ 0,8 * 75 cm | 0,3 * 30" _ P29



D. NUKA-H



D. NUKA-G



D. PLAYFUL

30 * 30 cm | 12 * 12"

NO RECTIFIED	NATURAL P50
D. NUKA-H	19248
D. NUKA-G	20296
D. PLAYFUL	19250

CARACTERÍSTICAS TÉCNICAS | TECHNICAL CHARACTERISTICS

joint	wall tiles	gloss

EMBALAJE | PACKING

(Los pesos aquí reflejados pueden sufrir ligeras variaciones en función del lote de producción. Weights shown here may slightly vary depending on the production lot.)

Formato Sizes	Cajas Boxes			Pallet			Cont./20' 21500 kg.		Cont./20' 24000 kg.	
	Piezas	m2/ sq.m	kg	Cajas	m2/ sq.m	kg	Tamaño cm aprox.	m2/ sq.m	m2/ sq.m	
cm										
25 * 75 * 1,05	7	1,31	23,58	42	55,02	1014	120 * 80 * 90	1166,60	1302,25	
inch										
9 13/16 * 29 1/2 * 7/16	7	14,10	51,99	42	592,24	2235,87	47 1/4 * 31 1/2 * 35 7/16	12557,26	14017,40	



Grunge

White body wall tiles



Grunge Beige AS_60*60



Grunge White Stripes_32*90




Grunge
White body wall tiles

Grunge White Stripe_32*90



Grunge White Peak_32*90



D.Grunge White Mosaic AS_30*30
 Grunge White AS_60*60



Grunge White_32*90


Grunge

White body wall tiles

Grunge

White body wall tiles

32 * 90 cm | 13 * 36"



GRUNGE White




GRUNGE Beige



GRUNGE White Peak



GRUNGE Beige Peak



GRUNGE White Stripes



GRUNGE Beige Stripes




07021 ACERO/90 _ 1,5 * 90 cm | 0,6 * 36" _ P30



07605 ALUMINIO/90 _ 0,5 * 90 cm | 0,2 * 36" _ P39

MATCHING FLOOR COLLECTIONS

ALPINE_PORCELAIN | Pag. 110



GRUNGE White




GRUNGE Beige



GRUNGE Grey



GRUNGE Anthracite



GRUNGE Grey



GRUNGE Grey Peak



GRUNGE Grey Stripes



20347 L. IRON ANTHRACITE _ 1,5 * 90 cm | 0,6 * 36" _ P38



20348 L. IRON MOCCHA _ 1,5 * 90 cm | 0,6 * 36" _ P38

GRUNGE



30 patterns

60 * 60 * 1 cm | 24 * 24"

RECTIFIED	ALL IN ONE
	BN88
ANTHRACITE	27409
BEIGE	27410
GREY	27411
WHITE	27408

GRUNGE

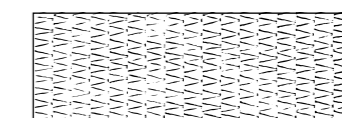


16 patterns

32 * 90 * 1,05 cm | 13 * 36"

RECTIFIED	NATURAL
	BN29
WHITE	27490
BEIGE	27491
GREY	27492

GRUNGE PEAK




16 patterns

32 * 90 * 1,05 cm | 13 * 36"

RECTIFIED	NATURAL
	BN36
WHITE	27497
BEIGE	27498
GREY	27496

GRUNGE STRIPES




16 patterns

32 * 90 * 1,05 cm | 13 * 36"

RECTIFIED	NATURAL
	BN36
WHITE	27495
BEIGE	27493
GREY	27494

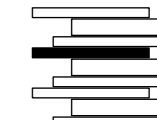
D. GRUNGE WALL MOSAIC



30 * 30 cm | 12 * 12"

NO RECTIFIED	NATURAL
	P44
WHITE	27612
BEIGE	27613
GREY	27614

D. GRUNGE BRICK



30 * 32 cm | 12 * 13"

NO RECTIFIED	NATURAL
	P56
WHITE	27967
BEIGE	27962
GREY	27966

EMBALAJE | PACKING

(Los pesos aquí reflejados pueden sufrir ligeras variaciones en función del lote de producción. Weights shown here may slightly vary depending on the production lot.)

Formato Sizes	Cajas Boxes			Pallet				Cont./20' 21500 kg.	Cont./20' 24000 kg.
	Piezas	m2/ sq.m	kg	Cajas	m2/ sq.m	kg	Tamaño cm aprox.		
cm									
32 * 90 * 1,05	4	1,15	20,9	56	64,4	1194	120 * 80 * 105	1159,63	1294,47
inch	units	ft2	lb	Boxes	ft2	lb	Sizes Inch approx.	ft2	ft2
12 5/8 * 35 7/16 * 7/16	4	12,38	46,08	56	693,2	2632,77	47 1/4 * 31 1/2 * 41 5/16	12482,27	13933,7

CARACTERÍSTICAS TÉCNICAS | TECHNICAL CHARACTERISTICS

joint	wall tiles	matt	diferent shades	shade variation	various graphics

Grunge

White body wall tiles

25 * 75 cm | 10 * 30"

GRUNGE White



GRUNGE White decor




GRUNGE Beige



GRUNGE Beige decor



GRUNGE Grey



GRUNGE Grey decor



GRUNGE




20 patterns

25 * 75 * 1,05 cm | 10 * 30"

NO RECTIFIED	NATURAL
	BN16
WHITE	27156
BEIGE	27158
GREY	27157

GRUNGE DECOR




7 patterns

25 * 75 * 1,05 cm | 10 * 30"

NO RECTIFIED	NATURAL
	BN20
WHITE	27161
BEIGE	27159
GREY	27160

D. GRUNGE WALL MOSAIC



30 * 30 cm | 12 * 12"

NO RECTIFIED	NATURAL
	P44
WHITE	27612
BEIGE	27613
GREY	27614

D. GRUNGE BRICK



30 * 32 cm | 12 * 13"

NO RECTIFIED	NATURAL
	P56
WHITE	27967
BEIGE	27962
GREY	27966

11899 ALUMINIO/75 _ 0,5 * 75 cm | 0,2 * 30" _ P36

20345 L. IRON SNUFF _ 1 * 75 cm | 0,4 * 30" _ P35

20346 L. IRON NATURAL _ 1 * 75 cm | 0,4 * 30" _ P35

CARACTERÍSTICAS TÉCNICAS | TECHNICAL CHARACTERISTICS

joint	wall tiles	matt
different shades	shade variation	various graphics

EMBALAJE | PACKING

Formato Sizes	Cajas Boxes			Pallet			Tamaño cm aprox.	Cont./20' 21500 kg.	Cont./20' 24000 kg.
	Piezas	m2/ sq.m	kg	Cajas	m2/ sq.m	kg			
cm									
25 * 75 * 1,05	7	1,31	24,70	42	55,02	1061	120 * 80 * 90	1114,92	1244,56
inch									
9 13/16 * 29 1/2 * 7/16	7	14,10	54,46	42	592,24	2339,51	Sizes Inch approx.	ft2	ft2
							47 1/4 * 31 1/2 * 35 7/16	12001,00	13396,46

(Los pesos aquí reflejados pueden sufrir ligeras variaciones en función del lote de producción. Weights shown here may slightly vary depending on the production lot.)

Grunge

White body wall tiles

Grunge Grey Decor_25*75



Laccio

White body wall tiles

Laccio-W Aluminio_90 Shark-N_60*60

Laccio

White body wall tiles

LACCIO CEMENT H



LACCIO WOOD H




LACCIO CEMENT G



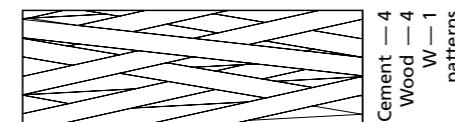
LACCIO WOOD G



LACCIO W



LACCIO



32 * 90 * 1,05 cm | 13 * 36"

RECTIFIED	NATURAL
	BN36
CEMENT-H	18502
CEMENT-G	18503
WOOD-H	18500
WOOD-G	18501
W	18158



07605 ALUMINIO/90 _ 0,5 * 90 cm | 0,2 * 36" _ P39



07021 ACERO/90 _ 1,5 * 90 cm | 0,6 * 36" _ P30



26201 L. GOLDEN/MAT/90 _ 90 * 0,5 cm | 35 * 0,2" _ P39

CARACTERÍSTICAS TÉCNICAS | TECHNICAL CHARACTERISTICS

joint	wall tiles	matt

EMBALAJE | PACKING

Formato Sizes	Cajas Boxes			Pallet			Tamaño cm aprox.	Cont./20' 21500 kg.	Cont./20' 24000 kg.
	Piezas	m2/ sq.m	kg	Cajas	m2/ sq.m	kg			
cm									
32 * 90 * 1,05	4	1,15	20,90	56	64,40	1194	120 * 80 * 105	1159,63	1294,47
inch	Units	ft2	lb	Boxes	ft2	lb	Sizes inch approx.	ft2	ft2
12 5/8 * 35 7/16 * 7/16	4	12,38	46,08	56	693,20	2632,77	47 1/4 * 31 1/2 * 41 5/16	12482,27	13933,70

(Los pesos aquí reflejados pueden sufrir ligeras variaciones en función del lote de producción. Weights shown here may slightly vary depending on the production lot.)



Laccio Cement-G
Shark-S_90*90

Laccio

White body wall tiles

Metropolitan

White body wall tiles

METROPOLITAN B



CITIZEN B



METROPOLITAN



15 patterns


32 * 90 * 1,05 cm | 13 * 36"

RECTIFIED	NATURAL BN29
B	17295

33 * 91 * 1,05 cm | 13 * 36"

NO RECTIFIED	NATURAL BN21
B	17294

CITIZEN



15 patterns


32 * 90 * 1,05 cm | 13 * 36"

RECTIFIED	NATURAL BN36
B	17183

33 * 91 * 1,05 cm | 13 * 36"

NO RECTIFIED	NATURAL BN25
B	17181

METROPOLITAN



ZOC.

15 * 32 cm | 6 * 13"
15 * 33 cm | 6 * 13"



C.

10 * 32 cm | 4 * 13"
10 * 33 cm | 4 * 13"



L.

3 * 32 cm | 2 * 13"
3 * 33 cm | 2 * 13"

	RECTIFIED		NO RECTIFIED	
L. METROPOLITAN-B	17647	P28	17644	P27
C. METROPOLITAN-B	17650	P46	17648	P45
ZOC. METROPOLITAN-B	17654	P55	17652	P53



07021 ACERO/90 _ 1,5 * 90 cm | 0,6 * 36" _ P30




20347 L. IRON ANTHRACITE _ 1,5 * 90 cm | 0,6 * 36" _ P38



17317 L. NORIAN-N/90/R _ 0,8 * 90 cm | 0,3 * 36" _ P32

D. CITIZEN



30 * 30 cm | 12 * 12"

NO RECTIFIED	NATURAL P49
B	17593

Metropolitan

White body wall tiles

Metropolitan-B_32*90
Citizen-B_32*90 L. Norian-N_90

CARACTERÍSTICAS TÉCNICAS | TECHNICAL CHARACTERISTICS

joint	wall tiles	gloss
0,5 mm		
different shades	shade variation	various graphics
	v2	

EMBALAJE | PACKING

Formato Sizes	Cajas Boxes			Pallet			Tamaño cm aprox.	Cont./20' 21500 kg.	Cont./20' 24000 kg.
	Piezas	m2/ sq.m	kg	Cajas	m2/ sq.m	kg			
cm									
32 * 90 * 1,05	4	1,15	20,90	56	64,40	1194	120 * 80 * 105	1159,63	1294,47
33 * 91 * 1,05	4	1,20	21,80	51	61,20	1136	120 * 80 * 106	1158,27	1292,96
inch	Units	ft2	lb	Boxes	ft2	lb	Sizes inch approx.	ft2	ft2
12 5/8 * 35 7/16 * 7/16	4	12,38	46,08	56	693,20	2632,77	47 1/4 * 31 1/2 * 41 5/16	12482,27	13933,70
13 * 35 13/16 * 7/16	4	12,92	48,07	51	658,76	2504,88	47 1/4 * 31 1/2 * 41 3/4	12467,67	13917,40

(Los pesos aquí reflejados pueden sufrir ligeras variaciones en función del lote de producción. Weights shown here may slightly vary depending on the production lot.)



Mitte

White body wall tiles



Mitte-W_25*75



Noah Alex-W Mitte-W_90*90

Mitte

White body wall tiles



MITTE W



ALEX W



MITTE G



ALEX G




WILMA



NOAH

MITTE




24 patterns

25 * 75 * 1,05 cm | 10 * 30"

NO RECTIFIED	NATURAL
	BN16
W	20172
G	20171

WILMA




6 patterns

25 * 75 * 1,05 cm | 10 * 30"

NO RECTIFIED	NATURAL
	BN20
WILMA	20176

ALEX




6 patterns

25 * 75 * 1,05 cm | 10 * 30"

NO RECTIFIED	NATURAL
	BN20
W	20174
G	20173

NOAH



7 patterns

25 * 75 * 1,05 cm | 10 * 30"

NO RECTIFIED	NATURAL
	BN20
NOAH	20175



20345 L. IRON SNUFF _ 1 * 75 cm | 0,4 * 30" _ P35



20346 L. IRON NATURAL _ 1 * 75 cm | 0,4 * 30" _ P35



26199 L. GOLDEN/75/MAT _ 0,5 * 75 cm | 0,2 * 30" _ P36



11899 ALUMINIO/75 _ 0,5 * 75 cm | 0,2 * 30" _ P36

MATCHING FLOOR COLLECTIONS

MITTE_PORCELAIN | Pag. 138



MITTE W



MITTE G

MITTE



15 patterns

60 * 60 * 1 cm | 24 * 24"

RECTIFIED	NATURAL
	BN33
W	25623
G	25624

CARACTERÍSTICAS TÉCNICAS | TECHNICAL CHARACTERISTICS

joint	wall tiles	matt
diferent shades	shade variation	various graphics

EMBALAJE | PACKING


Formato Sizes	Cajas Boxes			Pallet			Cont./20' 21500 kg.	Cont./20' 24000 kg.	
	Piezas	m2/ sq.m	kg	Cajas	m2/ sq.m	kg			Tamaño cm aprox.
cm	7	1,31	24,70	42	55,02	1061	120 * 80 * 90	1114,92	1244,56
inch	units	ft2	lb	Boxes	ft2	lb	Sizes Inch approx.	ft2	ft2
9 13/16 * 29 1/2 * 7/16	7	14,10	54,46	42	592,24	2339,51	47 1/4 * 31 1/2 * 35 7/16	12001,00	13396,46

(Los pesos aquí reflejados pueden sufrir ligeras variaciones en función del lote de producción. Weights shown here may slightly vary depending on the production lot.)



Nature

White body wall tiles



Nature Silver_32*90
Urban Silver_90*90 A



Nature Silver Decor_32*90



Nature

White body wall tiles




Nature Sand_32*90



Nature Sand Decor_32*90 Moritz Camel_23*120


Nature

White body wall tiles



MATCHING FLOOR COLLECTIONS

NATURE_PORCELAIN | Pag. 164



NATURE

	60 * 60 * 1 cm 24 * 24"	
	RECTIFIED	SOFT
		BN33
		ANTISLIP BUSH HAMMERED
	BN88	
WHITE	25764	25801
GREY	25765	25802
BEIGE	25766	25803
ANTHRACITE	25767	25804

24 patterns

NATURE



17 patterns

32 * 90 * 1,05 cm | 13 * 36"

RECTIFIED	NATURAL
	BN29
WHITE	26279
SAND	24028
SILVER	24027

NATURE DECOR

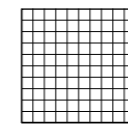


17 patterns

32 * 90 * 1,05 cm | 13 * 36"

RECTIFIED	NATURAL
	BN36
WHITE	26280
SAND	24029
SILVER	24030

D. NATURE MOSAIC



30 * 30 cm | 12 * 12"

NO RECTIFIED	NATURAL
	P44
WHITE	26299
SAND	24499
SILVER	24500

CARACTERÍSTICAS TÉCNICAS | TECHNICAL CHARACTERISTICS

joint	wall tiles	matt
different shades	shade variation	various graphics

EMBALAJE | PACKING

(Los pesos aquí reflejados pueden sufrir ligeras variaciones en función del lote de producción. Weights shown here may slightly vary depending on the production lot.)

Formato Sizes	Cajas Boxes			Pallet			Tamaño cm aprox.	Cont./20' 21500 kg.	Cont./20' 24000 kg.
	Piezas	m2/ sq.m	kg	Cajas	m2/ sq.m	kg			
cm									
32 * 90 * 1,05	4	1,15	20,90	56	64,40	1194	120 * 80 * 105	1159,63	1294,47
inch									
12 5/8 * 35 7/16 * 7/16	4	12,38	46,08	56	693,20	2632,77	47 1/4 * 31 1/2 * 41 5/16	12482,27	13933,70




Orient

White body wall tiles



Orient-B/R



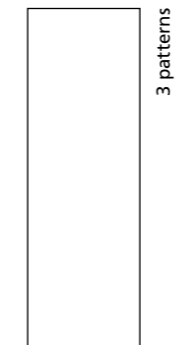
Orient-G/R Lane-G/R Mumble-B/15*90

Orient

White body wall tiles



ORIENT



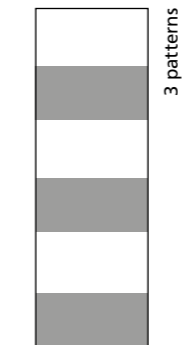
32 * 90 * 1,05 cm | 13 * 36"

RECTIFIED	NATURAL
	BN29
G	16162
T	16321
B	16163
H	16320

33 * 91 * 1,05 cm | 13 * 36"

NO RECTIFIED	NATURAL
	BN21
G	16142
T	16316
B	16143
H	16315

LANE



32 * 90 * 1,05 cm | 13 * 36"

RECTIFIED	NATURAL
	BN36
G	16165
T	16306

33 * 91 * 1,05 cm | 13 * 36"

NO RECTIFIED	NATURAL
	BN25
G	16145
T	16305

RYU




32 * 90 * 1,05 cm | 13 * 36"

RECTIFIED	NATURAL
	BN36
G	16937
T	16938

33 * 91 * 1,05 cm | 13 * 36"

NO RECTIFIED	NATURAL
	BN25
G	16904
T	16905

D. RYU



32 * 90 * 1,05 cm | 13 * 36"

RECTIFIED	NATURAL
	P60
G	16935
T	16936

33 * 91 * 1,05 cm | 13 * 36"


NO RECTIFIED	NATURAL
	P53
G	16939
T	16940

MATCHING FLOOR COLLECTIONS

ORIENT_PORCELAIN | Pag. 172



ORIENT



60 * 60 * 1 cm | 24 * 24"

RECTIFIED	NATURAL
	BN33
RUG G	25661
RUG T	25662

61,5 * 61,5 * 1 cm | 24 * 24"

NO RECTIFIED	NATURAL
	BN28
RUG G	16468
RUG T	16469

CARACTERÍSTICAS TÉCNICAS | TECHNICAL CHARACTERISTICS

joint	wall tiles	gloss/matt

EMBALAJE | PACKING

Formato Sizes	Cajas Boxes			Pallet			Cont./20' 21500 kg.	Cont./20' 24000 kg.
	Piezas	m2/ sq.m	kg	Cajas	m2/ sq.m	kg		
cm							Tamaño cm aprox.	
32 * 90 * 1,05	4	1,15	20,90	56	64,40	1194	120 * 80 * 105	1159,63 1294,47
33 * 91 * 1,05	4	1,20	21,80	51	61,20	1136	120 * 80 * 106	1158,27 1292,96
inch	Units	ft2	lb	Boxes	ft2	lb	Sizes inch approx.	ft2
12 5/8 * 35 7/16 * 7/16	4	12,38	46,08	56	693,20	2632,77	47 1/4 * 31 1/2 * 41 5/16	12482,27 13933,70
13 * 35 13/16 * 7/16	4	12,92	48,07	51	658,76	2504,88	47 1/4 * 31 1/2 * 41 3/4	12467,67 13917,40

(Los pesos aquí reflejados pueden sufrir ligeras variaciones en función del lote de producción. Weights shown here may slightly vary depending on the production lot.)



20347 L. IRON ANTHRACITE _ 1,5 * 90 cm | 0,6 * 36" _ P38



20348 L. IRON MOCCHA _ 1,5 * 90 cm | 0,6 * 36" _ P38




07021 ACERO/90 _ 1,5 * 90 cm | 0,6 * 36" _ P30



07605 ALUMINIO/90 _ 0,5 * 90 cm | 0,2 * 36" _ P39



Palette Blue



Palette Ash D.Palette Mosaic Urban Silver 90*90 A



Palette

White body wall tiles




Palette

White body wall tiles



Palette Green



Palette Ecrú Palette Square Warm

Palette

White body wall tiles



26163 L. PALETTE ASH_ 3 * 90 cm | 1 * 36" _ P38



26166 L. PALETTE FOG_ 3 * 90 cm | 1 * 36" _ P38



26164 L. PALETTE BLUE_ 3 * 90 cm | 1 * 36" _ P38





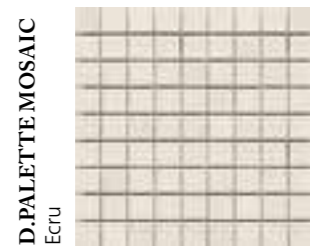



26165 L. PALETTE ECRU_ 3 * 90 cm | 1 * 36" _ P38



26168 L. PALETTE TAUPE_ 3 * 90 cm | 1 * 36" _ P38



26167 L. PALETTE GREEN_ 3 * 90 cm | 1 * 36" _ P38



PALETTE



10 patterns

32 * 90 * 1,05 cm | 13 * 36"

RECTIFIED	NATURAL
	BN29
ASH	24402
BLUE	24403
ECRU	24405
FOG	24404
GREEN	24407
TAUPE	24406

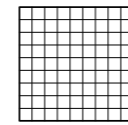


26200 ALUMINIO/90/MAT_ 90 * 0,5 cm | 35 * 0,2" _ P39



26201 L. GOLDEN/MAT/90_ 90 * 0,5 cm | 35 * 0,2" _ P39

D. PALETTE MOSAIC



31,5 * 31,5 cm | 12 * 12"

NO RECTIFIED	NATURAL
	P56
ASH	26169
BLUE	26180
ECRU	26181
FOG	26182
GREEN	26183
TAUPE	26184



PALETTE SQUARE

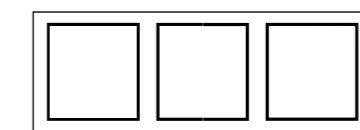


5 patterns

32 * 90 * 1,05 cm | 13 * 36"

RECTIFIED	NATURAL
	BN36
COLD	24493
WARM	24494

PALETTE VOLUTE



32 * 90 * 1,05 cm | 13 * 36"

RECTIFIED	NATURAL
	BN36
COLD	26156
WARM	26157

PALETTE LEAVES



32 * 90 * 1,05 cm | 13 * 36"

RECTIFIED	NATURAL
	BN36
COLD	26154
WARM	26155

CARACTERÍSTICAS TÉCNICAS | TECHNICAL CHARACTERISTICS

joint	wall tiles	matt

EMBALAJE | PACKING

Formato Sizes	Cajas Boxes			Pallet			Cont./20' 21500 kg.	Cont./20' 24000 kg.	
	Piezas	m2/ sq.m	kg	Cajas	m2/ sq.m	kg			
cm							Tamaño cm aprox.	m2/ sq.m	m2/ sq.m
32 * 90 * 1,05	4	1,15	20,90	56	64,40	1194	120 * 80 * 105	1159,63	1294,47
inch							Sizes inch approx.	ft2	ft2
12 5/8 * 35 7/16 * 7/16	4	12,38	46,08	56	693,20	2632,77	47 1/4 * 31 1/2 * 41 5/16	12482,27	13933,70

(Los pesos aquí reflejados pueden sufrir ligeras variaciones en función del lote de producción. Weights shown here may slightly vary depending on the production lot.)



Pure

White body wall tiles

Set UP-S Pure-W_100



Pure

White body wall tiles

Pure Decor Alex White_25*75



Pure White Decor Smith_25*75 Pure White_25*75
Mila Cold_60*60 SF



Pure

White body wall tiles

Pure Geometric_100 Aspen Sand_19,5*121,5



Pure

White body wall tiles


Otlet-W




Fiber-W Fiber-G

Pure

White body wall tiles



PURE W



PURE Prism

40 * 120 cm | 16 * 48"

PURE



40 * 120 * 0,7 cm | 16 * 48"

RECTIFIED	NATURAL
	BN101
W	23378

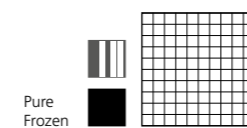
PURE PRISM



40 * 120 * 0,86 cm | 16 * 48"

RECTIFIED	NATURAL
	BN102
W	23377

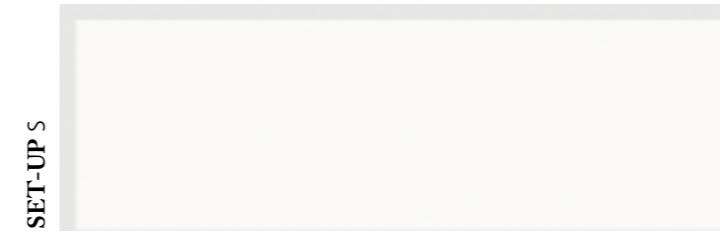
D.WHITE MIX MOSAIC




30 * 30 cm | 12 * 12"

NO RECTIFIED	NATURAL
	P44
D.WHITE MIX MOSAIC	22615


33,3 * 100 cm | 13 * 39"



SET-UP S



PURE Striped



PURE Geometric



D.PURE Waves

PURE




33,3 * 100 * 0,7 cm | 13 * 39"

RECTIFIED	NATURAL
	BN65
W	20586



15,5 * 100 * 0,7 cm | 3,9 * 39"

RECTIFIED	NATURAL
	BN105
W	23824



8 * 33,3 * 0,7 cm | 3 * 13"

RECTIFIED	NATURAL
	BN106
W	23827

SET UP



33,3 * 100 * 0,7 cm | 13 * 39"

RECTIFIED	NATURAL
	BN66
S	21364


PURE GEOMETRIC



33,3 * 100 * 0,86 cm | 13 * 39"

RECTIFIED	NATURAL
	BN66
PURE GEOMETRIC	23168

PURE STRIPED



33,3 * 100 * 0,7 cm | 13 * 39"

RECTIFIED	NATURAL
	BN66
PURE STRIPED	23169

* D.PURE WAVES



33,3 * 100 * 0,7 cm | 13 * 39"

RECTIFIED	NATURAL
	P85
D. PURE WAVES	22334



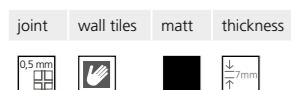
22303 ALUMINIO/100/MAT _ 100*0,5 cm | 39 * 0,2" _ P42



26153 L. GOLDEN/MAT/100 _ 100 * 0,5 cm | 39 * 0,2" _ P42

* No se aconseja su uso en zonas con presencia de vapor. | Not suitable for environments where water vapour is present.

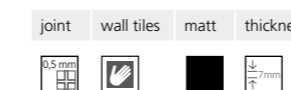
CARACTERÍSTICAS TÉCNICAS | TECHNICAL CHARACTERISTICS



EMBALAJE | PACKING

Formato Sizes	Cajas Boxes			Pallet			Cont./20' 21500 kg.	Cont./20' 24000 kg.	
	Piezas	m ² / sq.m	kg	Cajas	m ² / sq.m	kg			Tamaño cm aprox.
cm									
40 * 120 * 0,7	5	2,36	27,50	20	47,20	574	120 * 75 * 54	1767,94	1973,52
inch	Units	ft ²	lb	Boxes	ft ²	lb	Sizes inch approx.	ft ²	ft ²
15 9/16 * 46 15/16 * 1/4	5	25,40	60,64	20	508,06	1265,67	47 1/4 * 29 1/2 * 21 1/4	19030,15	21242,96

CARACTERÍSTICAS TÉCNICAS | TECHNICAL CHARACTERISTICS



EMBALAJE | PACKING

Formato Sizes	Cajas Boxes			Pallet			Cont./20' 21500 kg.	Cont./20' 24000 kg.	
	Piezas	m ² / sq.m	kg	Cajas	m ² / sq.m	kg			Tamaño cm aprox.
cm									
33,3 * 100 * 0,7	6	2	26,60	24	48	663	118 * 110 * 48	1556,56	1737,56
inch	units	ft ²	lb	Boxes	ft ²	lb	Sizes Inch approx.	ft ²	ft ²
13 1/8 * 39 3/8 * 1/4	6	21,53	58,65	24	516,67	1461,92	46 7/16 * 43 5/16 * 18 7/8	16754,82	18703,06


(Los pesos aquí reflejados pueden sufrir ligeras variaciones en función del lote de producción. Weights shown here may slightly vary depending on the production lot.)

Pure

White body wall tiles

32 * 90 cm | 13 * 36"

PURE W



PURE



32 * 90 * 1,05 cm | 13 * 36"

RECTIFIED	NATURAL
	BN29
W	16159

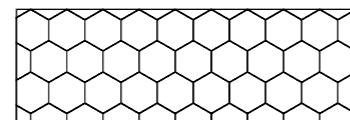
33 * 91 * 1,05 cm | 13 * 36"

NO RECTIFIED	NATURAL
	BN21
W	16150

MAZE W



MAZE



32 * 90 * 1,05 cm | 13 * 36"

RECTIFIED	NATURAL
	BN36
W	16158

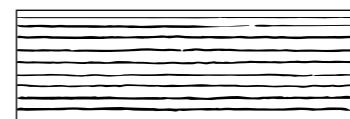
33 * 91 * 1,05 cm | 13 * 36"

NO RECTIFIED	NATURAL
	BN25
W	16152

LINOC W



LINOC



32 * 90 * 1,05 cm | 13 * 36"

RECTIFIED	NATURAL
	BN36
W	18157

33 * 91 * 1,05 cm | 13 * 36"

NO RECTIFIED	NATURAL
	BN25
W	18154

OTLET W



OTLET



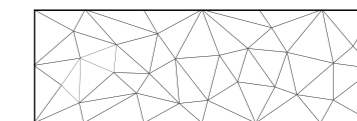
32 * 90 * 1,05 cm | 13 * 36"

RECTIFIED	NATURAL
	BN36
W	18159

FIBER W



FIBER



32 * 90 * 1,05 cm | 13 * 36"

RECTIFIED	NATURAL
	BN36
W	16161
G	16160

33 * 91 * 1,05 cm | 13 * 36"

NO RECTIFIED	NATURAL
	BN25
W	16153
G	16151

FIBER G



20347 L. IRON ANTHRACITE _ 1,5 * 90 cm | 0,6 * 36" _ P38



20348 L. IRON MOCCHA _ 1,5 * 90 cm | 0,6 * 36" _ P38



07021 ACERO/90 _ 1,5 * 90 cm | 0,6 * 36" _ P30



07065 ALUMINIO/90 _ 0,5 * 90 cm | 0,2 * 36" _ P39

CARACTERÍSTICAS TÉCNICAS | TECHNICAL CHARACTERISTICS

joint	wall tiles	matt

EMBALAJE | PACKING

Formato Sizes	Cajas Boxes			Pallet			Tamaño cm aprox.	Cont./20' 21500 kg.	Cont./20' 24000 kg.
	Piezas	m2/ sq.m	kg	Cajas	m2/ sq.m	kg			
cm									
32 * 90 * 1,05	4	1,15	20,90	56	64,40	1194	120 * 80 * 105	1159,63	1294,47
33 * 91 * 1,05	4	1,20	21,80	51	61,20	1136	120 * 80 * 106	1158,27	1292,96
inch	Units	ft2	lb	Boxes	ft2	lb	Sizes inch approx.	ft2	ft2
12 5/8 * 35 7/16 * 7/16	4	12,38	46,08	56	693,20	2632,77	47 1/4 * 31 1/2 * 41 5/16	12482,27	13933,70
13 * 35 13/16 * 7/16	4	12,92	48,07	51	658,76	2504,88	47 1/4 * 31 1/2 * 41 3/4	12467,67	13917,40


(Los pesos aquí reflejados pueden sufrir ligeras variaciones en función del lote de producción. Weights shown here may slightly vary depending on the production lot.)

Pure


White body wall tiles

25 * 75 cm | 10 * 30"

PURE White




PURE



25 * 75 * 1,05 cm | 10 * 30"

NO RECTIFIED	NATURAL
	BN16
WHITE	21786
SILVER	23171

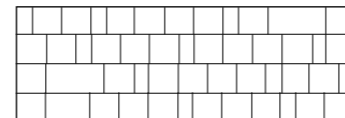
PURE Silver



PURE White | Decor Smith



PURE DECOR SMITH




25 * 75 * 1,05 cm | 10 * 30"

NO RECTIFIED	NATURAL
	BN20
WHITE	21788
SILVER	23174


PURE Silver | Decor Smith



PURE White | Decor Alex




PURE DECOR ALEX



25 * 75 * 1,05 cm | 10 * 30"

NO RECTIFIED	NATURAL
	BN20
WHITE	21787

D.PURE MOSAIC



30 * 30 cm | 12 * 12"

NO RECTIFIED	NATURAL
	P64
D. PURE MOSAIC	22332



20345 L. IRON SNUFF _ 1 * 75 cm | 0,4 * 30" _ P35



20346 L. IRON NATURAL _ 1 * 75 cm | 0,4 * 30" _ P35

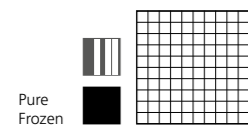


11899 ALUMINIO/75 _ 0,5 * 75 cm | 0,2 * 30" _ P36

295

294

D.WHITE MIX MOSAIC

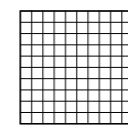


30 * 30 cm | 12 * 12"

NO RECTIFIED	NATURAL
	P44
D.WHITE MIX MOSAIC	22615

Pure Frozen

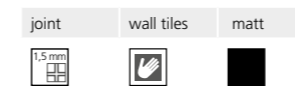
D. PURE MOSAIC



30 * 30 cm | 12 * 12"

NO RECTIFIED	NATURAL
	P44
SILVER	23531

CARACTERÍSTICAS TÉCNICAS | TECHNICAL CHARACTERISTICS



EMBALAJE | PACKING

(Los pesos aquí reflejados pueden sufrir ligeras variaciones en función del lote de producción. Weights shown here may slightly vary depending on the production lot.)

Formato Sizes	Cajas Boxes			Pallet			Tamaño cm aprox.	Cont./20' 21500 kg.	Cont./20' 24000 kg.
	Piezas	m2/ sq.m	kg	Cajas	m2/ sq.m	kg			
25 * 75 * 1,05	7	1,31	23,58	42	55,02	1014	120 * 80 * 90	1166,60	1302,25
inch	Units	ft2	lb	Boxes	ft2	lb	Sizes inch approx.	ft2	ft2
9 13/16 * 29 1/2 * 7/16	7	14,10	51,99	42	592,24	2235,87	47 1/4 * 31 1/2 * 35 7/16	12557,26	14017,40



Salines

White body wall tiles



Salines Silver_100



Salines Silver Decor_100
Ground Bone_60*60 A

Salines

White body wall tiles




26153 L. GOLDEN/MAT/100 _ 100 * 0,5 cm | 39 * 0,2" _ P42



22303 ALUMINIO/100/MAT _ 100 * 0,5 cm | 39 * 0,2" _ P42

SALINES Bone |
Damask



SALINES

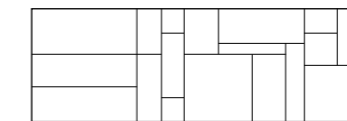


9 patterns

33,3 * 100 * 0,7 cm | 13 * 39"

RECTIFIED	NATURAL BN65
WHITE	23142
BONE	23136
SILVER	23143

SALINES DECOR




3 patterns

33,3 * 100 * 0,7 cm | 13 * 39"

RECTIFIED	NATURAL BN66
WHITE	23145
BONE	23144
SILVER	23146

SALINES DAMASK




5 patterns

33,3 * 100 * 0,7 cm | 13 * 39"

RECTIFIED	NATURAL BN66
BONE	23759

D.SALINES MOSAIC



30 * 30 cm | 12 * 12"

NO RECTIFIED	NATURAL P44
WHITE	23321
BONE	23322
SILVER	23323
MIX	23320

CARACTERÍSTICAS TÉCNICAS | TECHNICAL CHARACTERISTICS

joint	wall tiles	matt	thickness

EMBALAJE | PACKING

Formato Sizes	Cajas Boxes			Pallet			Cont./20' 21500 kg.	Cont./20' 24000 kg.
	Piezas	m2/ sq.m	kg	Cajas	m2/ sq.m	kg		
cm							m2/ sq.m	m2/ sq.m
33,3 * 100 * 0,7	6	2	26,60	24	48	663	118 * 110 * 48	1556,56 1737,56
inch	units	ft2	lb	Boxes	ft2	lb	Sizes Inch approx.	ft2 ft2
13 1/8 * 39 3/8 * 1/4	6	21,53	58,65	24	516,67	1461,92	46 7/16 * 43 5/16 * 18 7/8	16754,82 18703,06

(Los pesos aquí reflejados pueden sufrir ligeras variaciones en función del lote de producción. Weights shown here may slightly vary depending on the production lot.)



Salines Bone Decor_100

Salines

White body wall tiles



Sense-W




Feeling-W Grove-H

Sense

White body wall tiles

Sense

White body wall tiles



SENSE W



SENSE B




FEELING W



FEELING B




TOUCH W



TOUCH B



SENSE G




FEELING G



TOUCH G

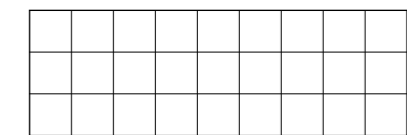
SENSE



33,3 * 100 * 0,7 cm | 13 * 39"

RECTIFIED	NATURAL
	BN65
W	20505
B	20507
G	20506


FEELING



33,3 * 100 * 0,7 cm | 13 * 39"

RECTIFIED	NATURAL
	BN66
W	20510
B	20508
G	20509


TOUCH



33,3 * 100 * 0,7 cm | 13 * 39"

RECTIFIED	NATURAL
	BN66
W	20513
B	20511
G	20512

D. SENSE MOSAIC



Sense
Feeling
Touch

30 * 30 cm | 12 * 12"

NO RECTIFIED	NATURAL
	P44
W	22616
B	22617
G	22618



22303 ALUMINIO/100/MAT _ 100 * 0,5 cm | 39 * 0,2" _ P42



26153 L. GOLDEN/MAT/100 _ 100 * 0,5 cm | 39 * 0,2" _ P42

CARACTERÍSTICAS TÉCNICAS | TECHNICAL CHARACTERISTICS

joint	wall tiles	matt	thickness

EMBALAJE | PACKING

(Los pesos aquí reflejados pueden sufrir ligeras variaciones en función del lote de producción. Weights shown here may slightly vary depending on the production lot.)

Formato Sizes	Cajas Boxes			Pallet			Cont./20' 21500 kg.	Cont./20' 24000 kg.	
cm	Piezas	m2/ sq.m	kg	Cajas	m2/ sq.m	kg	Tamaño cm aprox.	m2/ sq.m	m2/ sq.m
33,3 * 100 * 0,7	6	2	26,60	24	48	663	118 * 110 * 48	1556,56	1737,56
inch	units	ft2	lb	Boxes	ft2	lb	Sizes Inch approx.	ft2	ft2
13 1/8 * 39 3/8 * 1/4	6	21,53	58,65	24	516,67	1461,92	46 7/16 * 43 5/16 * 18 7/8	16754,82	18703,06



Stonehill

White body wall tiles



Stonehill Silver 33,3*100




Stonehill Silver Decor_33,3*100 Mystic Grey_100*100 5F

Stonehill

White body wall tiles

↓
7mm
↑

STONEHILL Sand



STONEHILL Sand | Decor



STONEHILL Silver



STONEHILL Silver | Decor




STONEHILL



33,3 * 100 * 0,7 cm | 13 * 39"

RECTIFIED	NATURAL
	BN65
SILVER	24301
SAND	24299


STONEHILL DECOR



33,3 * 100 * 0,7 cm | 13 * 39"

RECTIFIED	NATURAL
	BN66
SILVER	24300
SAND	24298

D. STONEHILL MOSAIC



30 * 30 cm | 12 * 12"

NO RECTIFIED	NATURAL
	P44
SILVER	24489
SAND	24488



26153 L. GOLDEN/MAT/100 _ 100 * 0,5 cm | 39 * 0,2" _ P42



22303 ALUMINIO/100/MAT _ 100 * 0,5 cm | 39 * 0,2" _ P42

CARACTERÍSTICAS TÉCNICAS | TECHNICAL CHARACTERISTICS

joint	wall tiles	mat	thickness
different shades	shade variation	various graphics	

EMBALAJE | PACKING

Formato Sizes	Cajas Boxes			Pallet			Cont./20' 21500 kg.	Cont./20' 24000 kg.
	Piezas	m2/ sq.m	kg	Cajas	m2/ sq.m	kg		
cm								
33,3 * 100 * 0,7	6	2	26,60	24	48	663	118 * 110 * 48	1556,56 1737,56
inch	units	ft2	lb	Boxes	ft2	lb	Sizes Inch approx.	ft2
13 1/8 * 39 3/8 * 1/4	6	21,53	58,65	24	516,67	1461,92	46 7/16 * 43 5/16 * 18 7/8	16754,82 18703,06

(Los pesos aquí reflejados pueden sufrir ligeras variaciones en función del lote de producción. Weights shown here may slightly vary depending on the production lot.)

Stonehill

White body wall tiles

Stonehill Sand_33,3*100
Stonehill Sand Decor_33,3*100
Moritz Nut_23*120 NT



Vibrato-G

Vibrato

White body wall tiles

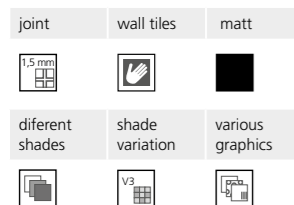


Spicatto-G D.Venice-G Aluminio_75



VIBRATO | Vibrato-H Spiccato-H C. Frequency-B Mumble-C_15*90

CARACTERÍSTICAS TÉCNICAS | TECHNICAL CHARACTERISTICS



EMBALAJE | PACKING

(Los pesos aquí reflejados pueden sufrir ligeras variaciones en función del lote de producción. Weights shown here may slightly vary depending on the production lot.)

Formato Sizes	Cajas Boxes			Pallet			Tamaño cm aprox. Sizes inch approx.	Cont./20' 21500 kg. m2/ sq.m	Cont./20' 24000 kg. m2/ sq.m
	Piezas	m2/ sq.m	kg	Cajas	m2/ sq.m	kg			
cm									
25 * 75 * 1,05	7	1,31	23,58	42	55,02	1014	120 * 80 * 90	1166,60	1302,25
inch	Units	ft2	lb	Boxes	ft2	lb		ft2	ft2
9 13/16 * 29 1/2 * 7/16	7	14,10	51,99	42	592,24	2235,87	47 1/4 * 31 1/2 * 35 7/16	12557,26	14017,40

Vibrato

White body wall tiles



VIBRATO G



VIBRATO H



TREMOLO G



TREMOLO H



SPICATTO G



SPICATTO H



D. VENICE G



D. VENICE H



23566 ALUMINIO/75/MAT _ 75 * 0,5 cm | 30 * 0,2" _ P36



26199 L. GOLDEN/75/MAT _ 0,5 * 75 cm | 0,2 * 30" _ P36

VIBRATO




9 patterns

25 * 75 * 1,05 cm | 10 * 30"

	NO RECTIFIED	NATURAL
		BN16
G		19256
H		19257

TREMOLO



10 patterns

25 * 75 * 1,05 cm | 10 * 30"

	NO RECTIFIED	NATURAL
		BN20
G		19354
H		19258

SPICATTO




9 patterns

25 * 75 * 1,05 cm | 10 * 30"

	NO RECTIFIED	NATURAL
		BN20
G		19355
H		19259

D. VENICE



25 * 75 * 1,05 cm | 10 * 30"

	NO RECTIFIED	NATURAL
		P40
G		19246
H		19245



Village-B_33,3*100



Queens-B_33,3*100 Grove-H/19,5*121,5

Village Wall

White body wall tiles



Village Wall

White body wall tiles

QUEENS-S_33,3*100
VILLAGE-S_33,3*100

Village Wall

White body wall tiles

↓ 7mm
↑



VILLAGE B



QUEENS B



VILLAGE S



QUEENS S

VILLAGE

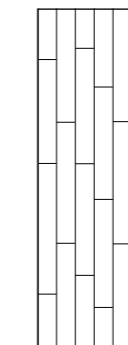


9 patterns

33,3 * 100 * 0,7 cm | 13 * 39"

RECTIFIED	NATURAL
	BN65
S	21059
B	21060

QUEENS




3 patterns

33,3 * 100 * 0,7 cm | 13 * 39"

RECTIFIED	NATURAL
	BN66
S	21361
B	21363

D. VILLAGE MOSAIC



30 * 30 cm | 12 * 12"

NO RECTIFIED	NATURAL
	P44
S	22620
B	22619



22303 ALUMINIO/100/MAT _ 100 * 0,5 cm | 39 * 0,2" _ P42



26153 L. GOLDEN/MAT/100 _ 100 * 0,5 cm | 39 * 0,2" _ P42

CARACTERÍSTICAS TÉCNICAS | TECHNICAL CHARACTERISTICS

joint	wall tiles	matt	thickness
diferent shades	shade variation	various graphics	

EMBALAJE | PACKING

Formato Sizes	Cajas Boxes			Pallet			Cont./20' 21500 kg.	Cont./20' 24000 kg.
	Piezas	m2/ sq.m	kg	Cajas	m2/ sq.m	kg		
cm								
33,3 * 100 * 0,7	6	2	26,60	24	48	663	118 * 110 * 48	1556,56 1737,56
inch	units	ft2	lb	Boxes	ft2	lb	Sizes Inch approx.	ft2
13 1/8 * 39 3/8 * 1/4	6	21,53	58,65	24	516,67	1461,92	46 7/16 * 43 5/16 * 18 7/8	16754,82 18703,06


(Los pesos aquí reflejados pueden sufrir ligeras variaciones en función del lote de producción. Weights shown here may slightly vary depending on the production lot.)

FS Vintage

FS ALORA _ 318
 FS ARTISAN _ 320
 FS AURORA _ 324
 FS BLUME _ 330
 FS BRETAGNE _ 336
 FS CHESTER _ 338
 FS DAMERO _ 342
 FS ETNA _ 346
 FS FAENZA _ 350
 FS IVY _ 354
 FS MARAIS _ 358

FS MARRAKECH _ 360
 FS MELVIN _ 362
 FS MIRAMBEL _ 364
 FS NORWICH _ 368
 FS OFELIA _ 370
 FS ORIGINAL _ 372
 FS RAKU _ 378
 FS RIALTO _ 384
 FS ROOTS _ 386
 FS SAJA _ 392
 FS SEATTLE _ 394

FS SENA _ 396
 FS STAR _ 398
 FS TEMPLE _ 406
 FS VENDOME _ 410
 FS VENECIA _ 412
 FS YARD _ 414





FS Alora

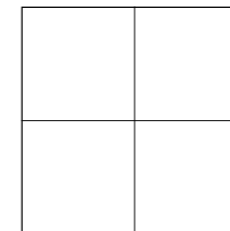
Single fired floor tiles

FS Alora

FS ALORA

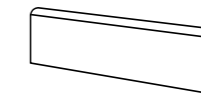


FS ALORA



45 * 45 * 1,05 cm | 18 * 18 "

NO RECTIFIED	NATURAL BN14
FS ALORA	19277



Rodapie - Skirting (R.)
8 * 45 cm | 3 * 18" PB

CARACTERÍSTICAS TÉCNICAS | TECHNICAL CHARACTERISTICS

joint	versatile	mat	different shades
shade variation	various graphics	various moulds	

CARACTERÍSTICAS TÉCNICAS ANTIDESLIZAMIENTO | ANTI-SLIP CHARACTERISTICS

Ensayo Essay	Características Features	Resultado Result
DIN 51130	Ángulo crítico (Pies calzados) Critical angle (footwear)	R9
BS 7976-2	Antideslizamiento (Test del péndulo) Slip resistance (Pendulum test-PTV)	+36Wet
UNE-ENV 12633	Antideslizamiento (Test del péndulo) Slip resistance (Pendulum test)	Class 1
ANSI A.1371	Coefficiente de Fricción Dinámico Dynamic Coefficient of Friction (DCOF)	>0,42
ISO 10545-7	Resistencia a la Abrasión Superficial/ Resistance to Surface Abrasion	PEI 4

EMBALAJE | PACKING

(Los pesos aquí reflejados pueden sufrir ligeras variaciones en función del lote de producción. Weights shown here may slightly vary depending on the production lot.)

Formato Sizes	Cajas Boxes			Pallet				Cont./20' 21500 kg.	Cont./20' 24000 kg.
	Piezas	m ² / sq.m	kg	Cajas	m ² / sq.m	kg	Tamaño cm aprox.		
45 * 45 * 1,05	5	1	23,139	66	66	1551	120 * 80 * 105	914,89	1021,28
inch	Units	ft ²	lb	Boxes	ft ²	lb	Sizes inch approx.	ft ²	ft ²
17 11/16 * 17 11/16 * 7/16	5	10,76	51,02	66	710,42	3419,96	47 1/4 * 31 1/2 * 41 5/16	9847,91	10993,02



FS Artisan Decor-A



FS Artisan Decor-A FS Artisan-B Mumble-G_15*90

FS Artisan

Single fired floor tiles




FS Artisan

Single fired floor tiles


FS OLDKER

FS ARTISAN DECOR-A




5 patterns

FS ARTISAN DAMERO-A



5 patterns

FS OLDKER



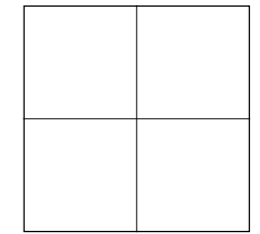
10 patterns

FS ARTISAN-B



6 patterns

FS ARTISAN



33 * 33 * 0,95 cm | 13 * 13"

NO RECTIFIED	NATURAL
FS ARTISAN DECOR-A	BN14
FS ARTISAN DAMERO-A	18151
FS ARTISAN-B	18244
FS OLDKER	18150
	20302

M. FS ARTISAN



B.



A.

5 * 16,5 cm | 2 * 6"

	NATURAL
	P9
B	18926
A	18925

M. FS OLDKER



5 * 16,5 cm | 2 * 6"

	NATURAL
	P12
A	20469

CARACTERÍSTICAS TÉCNICAS ANTIDESLIZAMIENTO | ANTI-SLIP CHARACTERISTICS

Ensayo Essay	Características Features	Resultado Result	
DIN 51130	Ángulo crítico (Pies calzados) Critical angle (footwear)	-B; DAMERO; DECOR	OLDKER
DIN 51097	Ángulo crítico (Pies descalzos) Critical angle (Wet loaded barefoot)	R9	R10
BS 7976-2	Antideslizamiento (Test del péndulo) Slip resistance (Pendulum test-PTV)	-	A+B
UNE-ENV 12633	Antideslizamiento (Test del péndulo) Slip resistance (Pendulum test)	+36 Wet	-
ANSI A.1371	Antideslizamiento (Test del péndulo) Slip resistance (Pendulum test)	Class 1	Class 1
ANSI A.1371	Coefficiente de Fricción Dinámico Dynamic Coefficient of Friction (DCOF)	>0,42	-
ISO 10545-7	Resistencia a la Abrasión Superficial/ Resistance to Surface Abrasion	PE B_PEI 5; PEI 4	PEI 4

CARACTERÍSTICAS TÉCNICAS | TECHNICAL CHARACTERISTICS

joint	versatile	matt
1,5mm		
diferent shades	shade variation	various graphics
1/3		

EMBALAJE | PACKING

Formato Sizes	Cajas Boxes			Pallet				Cont./20'	Cont./20'
	Piezas	m ² / sq.m	kg	Cajas	m ² / sq.m	kg	Tamaño cm aprox.	m ² / sq.m	m ² / sq.m
33 * 33 * 0,95	10	1,09	21,712	48	52,32	1066		1055,23	1177,94
inch	Units	ft ²	lb	Boxes	ft ²	lb	Sizes inch approx.	ft ²	ft ²
13 * 13 * 3/8	10	11,73	47,87	48	563,17	2350,53	49 1/4 * 31 1/2 * 31 7/8	11358,54	12679,31

(Los pesos aquí reflejados pueden sufrir ligeras variaciones en función del lote de producción. Weights shown here may slightly vary depending on the production lot.)



FS Aurora

Single fired floor tiles



FS Aurora Black



FS Aurora

Single fired floor tiles

FS Aurora Blue

FS Aurora

Single fired floor tiles



FS Aurora White



FS Aurora Black



FS Aurora Blue



FS Aurora Sage



M. FS FRINGE White



M. FS FRINGE Black



M. FS FRINGE Blue



M. FS FRINGE Sage



D. FS FRINGE White



D. FS FRINGE Black




D. FS FRINGE Blue



D. FS FRINGE Sage

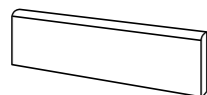
FS AURORA



10 patterns


45 * 45 * 1,05 cm | 18 * 18"

NO RECTIFIED	NATURAL
	BN14
BLACK	27277
BLUE	27279
SAGE	27278
WHITE	27276



Rodapie - Skirting (R. FS 0)
8 * 45 cm | 3 * 18" P8

D. FS FRINGE




gloss 12 * 24 * 0,9 cm | 5 * 9"

NO RECTIFIED	NATURAL
	P6
D. FS FRINGE BLACK	26335
D. FS FRINGE BLUE	26334
D. FS FRINGE SAGE	26336
D. FS FRINGE WHITE	26333



27779 L. FS BRASS/22,3 ...
22,3 * 1 cm | 9 * 0,4" P43

M. FS FRINGE



gloss 5 * 24 cm | 2 * 9"

NO RECTIFIED	NATURAL
	P14
M. FS FRINGE BLACK	27937
M. FS FRINGE BLUE	27938
M. FS FRINGE SAGE	27939
M. FS FRINGE WHITE	27940

CARACTERÍSTICAS TÉCNICAS | TECHNICAL CHARACTERISTICS

joint	versatile	matt
diferent shades	shade variation	various graphics

CARACTERÍSTICAS TÉCNICAS ANTIDESLIZAMIENTO | ANTI-SLIP CHARACTERISTICS

Ensayo Essay	Características Features	Resultado Result
DIN 51130	Ángulo crítico (Pies calzados) Critical angle (footwear)	R9
BS 7976-2	Antideslizamiento (Test del péndulo) Slip resistance (Pendulum test-PTV)	+ 36 Wet
UNE-ENV 12633	Antideslizamiento (Test del péndulo) Slip resistance (Pendulum test)	Class 1
ANSI A.1371	Coefficiente de Fricción Dinámico Dynamic Coefficient of Friction (DCOF)	>0,42
ISO 10545-7	Resistencia a la Abrasión Superficial/Resistance to Surface Abrasion	PEI 4

EMBALAJE | PACKING

(Los pesos aquí reflejados pueden sufrir ligeras variaciones en función del lote de producción. Weights shown here may slightly vary depending on the production lot.)

Formato Sizes	Cajas Boxes			Pallet				Cont./20' 21500 kg.	Cont./20' 24000 kg.
	Piezas	m ² / sq.m	kg	Cajas	m ² / sq.m	kg	Tamaño cm aprox.		
cm								m ² / sq.m	m ² / sq.m
45 * 45 * 1,05	5	1	23,139	66	66	1551	120 * 80 * 105	914,89	1021,28
inch	Units	ft ²	lb	Boxes	ft ²	lb	Sizes inch approx.	ft ²	ft ²
17 11/16 * 17 11/16 * 7/16	5	10,76	51,02	66	710,42	3419,96	47 1/4 * 31 1/2 * 41 5/16	9847,91	10993,02



FS Blume

Single fired floor tiles



FS Fringe Sage



FS Blume Sage




FS Blume

Single fired floor tiles



FS Blume White



FS Blume Black

FS Blume

Single fired floor tiles



FS Blume White



FS Blume Black



FS Blume Blue



FS Blume Sage



M. FS FRINGE White




M. FS FRINGE Black



M. FS FRINGE Blue



M. FS FRINGE Sage



D. FS FRINGE White



D. FS FRINGE Black




D. FS FRINGE Blue



D. FS FRINGE Sage

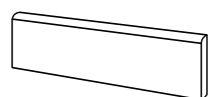
FS BLUME



10 patterns


45 * 45 * 1,05 cm | 18 * 18"

NO RECTIFIED	NATURAL
	BN14
BLACK	27228
BLUE	27226
SAGE	27227
WHITE	27229



Rodapie - Skirting (R. FS 0)
8 * 45 cm | 3 * 18" P8

D. FS FRINGE




gloss 12 * 24 * 0,9 cm | 5 * 9"

NO RECTIFIED	NATURAL
	P6
D. FS FRINGE BLACK	26335
D. FS FRINGE BLUE	26334
D. FS FRINGE SAGE	26336
D. FS FRINGE WHITE	26333



27779 L. FS BRASS/22,3 _
22,3 * 1 cm | 9 * 0,4" _ P43

M. FS FRINGE



gloss 5 * 24 cm | 2 * 9"

NO RECTIFIED	NATURAL
	P14
M. FS FRINGE BLACK	27937
M. FS FRINGE BLUE	27938
M. FS FRINGE SAGE	27939
M. FS FRINGE WHITE	27940

CARACTERÍSTICAS TÉCNICAS | TECHNICAL CHARACTERISTICS

joint	versatile	matt
diferent shades	shade variation	various graphics

CARACTERÍSTICAS TÉCNICAS ANTIDESLIZAMIENTO | ANTI-SLIP CHARACTERISTICS

Ensayo Essay	Características Features	Resultado Result
DIN 51130	Ángulo crítico (Pies calzados) Critical angle (footwear)	R9
UNE-ENV 12633	Antideslizamiento (Test del péndulo) Slip resistance (Pendulum test)	Class 1
ANSI A.1371	Coficiente de Fricción Dinámico Dynamic Coefficient of Friction (DCOF)	>0,42
ISO 10545-7	Resistencia a la Abrasión Superficial/Resistance to Surface Abrasion	PEI 4

EMBALAJE | PACKING

(Los pesos aquí reflejados pueden sufrir ligeras variaciones en función del lote de producción. Weights shown here may slightly vary depending on the production lot.)

Formato Sizes	Cajas Boxes			Pallet				Cont./20' 21500 kg.	Cont./20' 24000 kg.
	Piezas	m ² / sq.m	kg	Cajas	m ² / sq.m	kg	Tamaño cm aprox.		
cm									
45 * 45 * 1,05	5	1	23,139	66	66	1551	120 * 80 * 105	914,89	1021,28
inch	Units	ft ²	lb	Boxes	ft ²	lb	Sizes inch approx.	ft ²	ft ²
17 11/16 * 17 11/16 * 7/16	5	10,76	51,02	66	710,42	3419,96	47 1/4 * 31 1/2 * 41 5/16	9847,91	10993,02



FS Bretagne


Single fired floor tiles

FS Bretagne

FS BRETAGNE



FS BRETAGNE



45 * 45 * 1,05 cm | 18 * 18"

NO RECTIFIED	NATURAL BN14
FS BRETAGNE	16446

CARACTERÍSTICAS TÉCNICAS | TECHNICAL CHARACTERISTICS

joint	versatile	matt	different shades	shade variation	various graphics	various moulds

CARACTERÍSTICAS TÉCNICAS ANTIDESLIZAMIENTO | ANTI-SLIP CHARACTERISTICS

Ensayo Essay	Características Features	Resultado Result
DIN 51130	Ángulo crítico (Pies calzados) Critical angle (footwear)	R9
UNE-ENV 12633	Antideslizamiento (Test del péndulo) Slip resistance (Pendulum test)	Class 1
ISO 10545-7	Resistencia a la Abrasión Superficial/Resistance to Surface Abrasion	PEI 4

EMBALAJE | PACKING

(Los pesos aquí reflejados pueden sufrir ligeras variaciones en función del lote de producción. Weights shown here may slightly vary depending on the production lot.)

Formato Sizes	Cajas Boxes			Pallet				Cont./20' 21500 kg.	Cont./20' 24000 kg.
	Piezas	m ² / sq.m	kg	Cajas	m ² / sq.m	kg	Tamaño cm aprox.	m ² / sq.m	m ² / sq.m
45 * 45 * 1,05	5	1	23,139	66	66	1551	120 * 80 * 105	914,89	1021,28
inch	Units	ft ²	lb	Boxes	ft ²	lb	Sizes inch approx.	ft ²	ft ²
17 11/16 * 17 11/16 * 7/16	5	10,76	51,02	66	710,42	3419,96	47 1/4 * 31 1/2 * 41 5/16	9847,91	10993,02



FS Chester

Single fired floor tiles

FS Chester



FS Chester

Single fired floor tiles

FS Comillas

FS CHESTER



FS COMILLAS



6 patterns

45 * 45 * 1,05 cm | 18 * 18"

NO RECTIFIED	NATURAL
	BN14
FS CHESTER	21009



8 patterns

33 * 33 * 0,95 cm | 13 * 13"

NO RECTIFIED	NATURAL
	BN14
FS COMILLAS	20933

CARACTERÍSTICAS TÉCNICAS | TECHNICAL CHARACTERISTICS

joint	versatile	matt	diferent shades	shade variation	various graphics

CARACTERÍSTICAS TÉCNICAS ANTIDESLIZAMIENTO | ANTI-SLIP CHARACTERISTICS

Ensayo Essay	Características Features	Resultado Result	
		CHESTER	COMILLAS
DIN 51130	Ángulo crítico (Pies calzados) Critical angle (footwear)	R9	R10
DIN 51097	Ángulo crítico (Pies descalzos) Critical angle (Wet loaded barefoot)	-	A+B
BS 7976-2	Antideslizamiento (Test del péndulo) Slip resistance (Pendulum test-PTV)		+36Wet
UNE-ENV 12633	Antideslizamiento (Test del péndulo) Slip resistance (Pendulum test)	Class 1	Class 2
ANSI A.1371	Coefficiente de Fricción Dinámico Dynamic Coefficient of Friction (DCOF)	-	>0,42
ISO 10545-7	Resistencia a la Abrasión Superficial/ Resistance to Surface Abrasion	PEI 4	

EMBALAJE | PACKING

(Los pesos aquí reflejados pueden sufrir ligeras variaciones en función del lote de producción. Weights shown here may slightly vary depending on the production lot.)

Formato Sizes	Cajas Boxes			Pallet			Tamaño cm aprox.	Cont./20' 21500 kg.	Cont./20' 24000 kg.
	Piezas	m2/ sq.m	kg	Cajas	m2/ sq.m	kg			
cm									
45 * 45 * 1,05	5	1	23,139	66	66	1551	120 * 80 * 105	914,89	1021,28
33 * 33 * 0,95	10	1,09	21,712	48	52,32	1066	120 * 80 * 81	1055,23	1177,94
inch	Units	ft2	lb	Boxes	ft2	lb	Sizes inch approx.	ft2	ft2
17 11/16 * 17 11/16 * 7/16	5	10,76	51,02	66	710,42	3419,96	47 1/4 * 31 1/2 * 41 5/16	9847,91	10993,02
13 * 13 * 3/8	10	11,73	47,87	48	563,17	2350,53	49 1/4 * 31 1/2 * 31 7/8	11358,54	12679,31



FS Damero

Single fired floor tiles

FS Damero-N




FS Damero

Single fired floor tiles

FS Espiga-N



FS-0



FS DAMERO-N

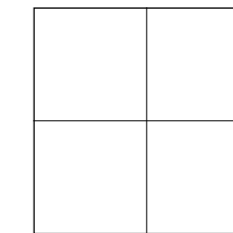


FS ESPIGA



FS ROMBOS-N

FS DAMERO



45 * 45 * 1,05 cm | 18 * 18"

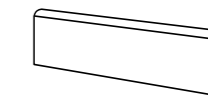
NO RECTIFIED	NATURAL BN14
--------------	--------------

FS DAMERO-N 15077

FS-0 13305

FS ESPIGA 15816

FS ROMBOS-N 16447



Rodapie - Skirting (R.FS 0)
8 * 45 cm | 3 * 18" P8

CARACTERÍSTICAS TÉCNICAS | TECHNICAL CHARACTERISTICS

joint	versatile	matt	diferent shades	shade variation	various graphics	various moulds

CARACTERÍSTICAS TÉCNICAS ANTIDESLIZAMIENTO | ANTI-SLIP CHARACTERISTICS

Ensayo Essay	Características Features	Resultado Result
DIN 51130	Ángulo crítico (Pies calzados) Critical angle (footwear)	R9
BS 7976-2	Antideslizamiento (Test del péndulo) Slip resistance (Pendulum test-PTV)	+36 Wet
UNE-ENV 12633	Antideslizamiento (Test del péndulo) Slip resistance (Pendulum test)	Class 1
ISO 10545-7	Resistencia a la Abrasión Superficial/Resistance to Surface Abrasion	PEI 4

EMBALAJE | PACKING

(Los pesos aquí reflejados pueden sufrir ligeras variaciones en función del lote de producción. Weights shown here may slightly vary depending on the production lot.)

Formato Sizes	Cajas Boxes			Pallet				Cont./20' 21500 kg.	Cont./20' 24000 kg.
	Piezas	m ² / sq.m	kg	Cajas	m ² / sq.m	kg	Tamaño cm aprox.	m ² / sq.m	m ² / sq.m
cm									
45 * 45 * 1,05	5	1	23,139	66	66	1551	120 * 80 * 105	914,89	1021,28
inch	Units	ft ²	lb	Boxes	ft ²	lb	Sizes inch approx.	ft ²	ft ²
17 11/16 * 17 11/16 * 7/16	5	10,76	51,02	66	710,42	3419,96	47 1/4 * 31 1/2 * 41 5/16	9847,91	10993,02



FS Etna

Single fired floor tiles

FS Etna Sage



FS Etna White FS Etna Black

FS Etna

Single fired floor tiles



FS Etna White



FS Etna Black



FS Etna Blue



FS Etna Sage



M. FS FRINGE White



M. FS FRINGE Black



M. FS FRINGE Blue



M. FS FRINGE Sage



D. FS FRINGE White



D. FS FRINGE Black




D. FS FRINGE Blue



D. FS FRINGE Sage

FS ETNA




11 patterns

33 * 33 * 0,95 cm | 13 * 13"

NO RECTIFIED	NATURAL
	BN14
BLACK	27230
BLUE	27232
SAGE	27233
WHITE	27231

D. FS FRINGE




12 * 24 * 0,9 cm | 5 * 9"



NO RECTIFIED	NATURAL
	P6
D. FS FRINGE BLACK	26335
D. FS FRINGE BLUE	26334
D. FS FRINGE SAGE	26336
D. FS FRINGE WHITE	26333

M. FS FRINGE



5 * 24 cm | 2 * 9"



NO RECTIFIED	NATURAL
	P14
M. FS FRINGE BLACK	27937
M. FS FRINGE BLUE	27938
M. FS FRINGE SAGE	27939
M. FS FRINGE WHITE	27940

CARACTERÍSTICAS TÉCNICAS | TECHNICAL CHARACTERISTICS

joint	versatile	matt	diferent shades	shade variation	various graphics

CARACTERÍSTICAS TÉCNICAS ANTIDESLIZAMIENTO | ANTI-SLIP CHARACTERISTICS

Ensayo Essay	Características Features	Resultado Result
DIN 51130	Ángulo crítico (Pies calzados) Critical angle (footwear)	R9
UNE-ENV 12633	Antideslizamiento (Test del péndulo) Slip resistance (Pendulum test)	Class 1
ANSI A.1371	Coefficiente de Fricción Dinámico Dynamic Coefficient of Friction (DCOF)	>0,42
ISO 10545-7	Resistencia a la Abrasión Superficial/Resistance to Surface Abrasion	PEI 4

EMBALAJE | PACKING

(Los pesos aquí reflejados pueden sufrir ligeras variaciones en función del lote de producción. Weights shown here may slightly vary depending on the production lot.)

Formato Sizes	Cajas Boxes			Pallet			Cont./20'		
	Piezas	m2/ sq.m	kg	Cajas	m2/ sq.m	kg	Tamaño cm aprox.	m2/ sq.m	Cont./20' 24000 kg.
33 * 33 * 0,95	10	1,09	21,712	48	52,32	1066	120 * 80 * 81	1055,23	1177,94
inch	Units	ft2	lb	Boxes	ft2	lb	Sizes inch approx.	ft2	ft2
13 * 13 * 3/8	10	11,73	47,87	48	563,17	2350,53	49 1/4 * 31 1/2 * 31 7/8	11358,54	12679,31



FS Faenza

Single fired floor tiles



FS Faenza-A



FS Manises-B C. FS Manises-B T. FS Manises-B C. FS Faenza-A T. FS Faenza-A

FS Faenza


Single fired floor tiles



FS FAENZA-A



FS FAENZA-N



FS MANISES-B

C. FS FAENZA



A.



N.

C. FS MANISES



B.

T. FS FAENZA



A.



N.

T. FS MANISES



B.

M. FS MANISES



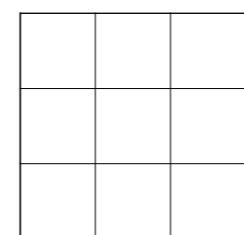
A.



N.



B.



3 patterns

FS FAENZA

33 * 33 * 0,95 cm | 13 * 13"

NO RECTIFIED	NATURAL
A	BN14 13618
N	13619



9 patterns

C. FS FAENZA

11 * 33 cm | 4 * 13"

NO RECTIFIED	NATURAL
A	P12 13714
N	13715



12 patterns

T. FS FAENZA

11 * 11 cm | 4 * 4"

NO RECTIFIED	NATURAL
A	P6 13717
N	13719



M. FS MANISES

5 * 11 cm | 2 * 4"

NO RECTIFIED	NATURAL
A	P22 13668
N	13669
B	13670

FS MANISES

33 * 33 * 0,95 cm | 13 * 13"

NO RECTIFIED	NATURAL
B	BN14 13621

C. FS MANISES

11 * 33 cm | 4 * 13"

NO RECTIFIED	NATURAL
B	P12 13716

T. FS MANISES

11 * 11 cm | 4 * 4"

NO RECTIFIED	NATURAL
B	P6 13720

CARACTERÍSTICAS TÉCNICAS | TECHNICAL CHARACTERISTICS

joint	versatile	matt	diferent shades	shade variation	various graphics

CARACTERÍSTICAS TÉCNICAS ANTIDESLIZAMIENTO | ANTI-SLIP CHARACTERISTICS

Ensayo Essay	Características Features	Resultado Result
DIN 51130	Ángulo crítico (Pies calzados) Critical angle (footwear)	R9
UNE-ENV 12633	Antideslizamiento (Test del péndulo) Slip resistance (Pendulum test)	Class 1
ISO 10545-7	Resistencia a la Abrasión Superficial/ Resistance to Surface Abrasion	PEI 4

EMBALAJE | PACKING

(Los pesos aquí reflejados pueden sufrir ligeras variaciones en función del lote de producción. Weights shown here may slightly vary depending on the production lot.)

Formato Sizes	Cajas Boxes			Pallet			Cont./20'	Cont./20'	
	Piezas	m ² / sq.m	kg	Cajas	m ² / sq.m	kg	21500 kg.	24000 kg.	
cm									
33 * 33 * 0,95	10	1,09	21,712	48	52,32	1066	120 * 80 * 81	1055,23	1177,94
inch									
13 * 13 * 3/8	10	11,73	47,87	48	563,17	2350,53	49 1/4 * 31 1/2 * 31 7/8	11358,54	12679,31



FS Ivy
Single fired floor tiles

FS 0


FS Ivy Black D. FS Fringe White




FS Ivy

Single fired floor tiles


FS Ivy Sage




FS IVY Black




D. FS FRINGE Black




FS IVY Blue




D. FS FRINGE Blue



FS IVY Sage




D. FS FRINGE Sage



FS-0

D. FS FRINGE White

FS IVY




10 patterns

45 * 45 * 1,05 cm | 18 * 18"

NO RECTIFIED	NATURAL BN14
FS IVY BLACK	26170
FS IVY BLUE	26171
FS IVY SAGE	26172
FS-0	13305


D. FS FRINGE



13 patterns







12 * 24 * 0,9 cm | 5 * 9"

NO RECTIFIED	NATURAL P6
D. FS FRINGE BLACK	26335
D. FS FRINGE BLUE	26334
D. FS FRINGE SAGE	26336
D. FS FRINGE WHITE	26333



Rodapie - Skirting (R. FS 0)
8 * 45 cm | 3 * 18" P8

CARACTERÍSTICAS TÉCNICAS | TECHNICAL CHARACTERISTICS

joint	versatile	matt
		
diferent shades	shade variation	various graphics
		

Características TÉCNICAS Antideslizamiento | Anti-Slip Characteristics

Ensayo Essay	Características Features	Resultado Result
DIN 51130	Ángulo crítico (Pies calzados) Critical angle (footwear)	R9
BS 7976-2	Antideslizamiento (Test del péndulo) Slip resistance (Pendulum test-PTV)	+36 Wet
UNE-ENV 12633	Antideslizamiento (Test del péndulo) Slip resistance (Pendulum test)	Class 1
ANSI A.1371	Coefficiente de Fricción Dinámico Dynamic Coefficient of Friction (DCOF)	>0,42
ISO 10545-7	Resistencia a la Abrasión Superficial/Resistance to Surface Abrasion	PEI 4

EMBALAJE | PACKING

(Los pesos aquí reflejados pueden sufrir ligeras variaciones en función del lote de producción. Weights shown here may slightly vary depending on the production lot.)

Formato Sizes		Cajas Boxes			Pallet			Cont./20' 21500 kg.	Cont./20' 24000 kg.	
cm		Piezas	m ² / sq.m	kg	Cajas	m ² / sq.m	kg	Tamaño cm aprox.	m ² / sq.m	m ² / sq.m
45 * 45 * 1,05		5	1	23,139	66	66	1551	120 * 80 * 105	914,89	1021,28
inch		Units	ft ²	lb	Boxes	ft ²	lb	Sizes inch approx.	ft ²	ft ²
17 11/16 * 17 11/16 * 7/16		5	10,76	51,02	66	710,42	3419,96	47 1/4 * 31 1/2 * 41 5/16	9847,91	10993,02



FS Marais

Porcelain tiles

FS Marais




FS MARAIS



FS RUE

FS MARAIS




10 patterns

45,2 * 45,2 * 1 cm | 18 * 18"

NO RECTIFIED	NATURAL
FS MARAIS	BN61
	24268

FS RUE



16 patterns

45,2 * 45,2 * 1 cm | 18 * 18"

NO RECTIFIED	NATURAL
FS RUE	BN61
	24266

CARACTERÍSTICAS TÉCNICAS | TECHNICAL CHARACTERISTICS

joint	frost proof	versatile	matt	diferent shades	shade variation	various graphics

CARACTERÍSTICAS TÉCNICAS ANTIDESLIZAMIENTO | ANTI-SLIP CHARACTERISTICS

Ensayo Essay	Características Features	Resultado Result
DIN 51130	Ángulo crítico (Pies calzados) Critical angle (footwear)	R9
BS-7976-2	Antideslizamiento (Test del péndulo) Slip resistance (Pendulum test-PTV)	+36 Wet
UNE-ENV-12633	Antideslizamiento (Test del péndulo) Slip resistance (Pendulum test)	Class 1
ANSI A.1371	Coefficiente de Fricción Dinámico Dynamic Coefficient of Friction (DCOF)	>0,42
ISO 10545-7	Resistencia a la Abrasión Superficial/Resistance to Surface Abrasion	PEI 4

EMBALAJE | PACKING

(Los pesos aquí reflejados pueden sufrir ligeras variaciones en función del lote de producción. Weights shown here may slightly vary depending on the production lot.)

Formato Sizes	Cajas Boxes			Pallet			Cont./20' 21500 kg.		Cont./20' 24000 kg.	
	Piezas	m ² / sq.m	kg	Cajas	m ² / sq.m	kg	Tamaño cm aprox.	m ² / sq.m	m ² / sq.m	
45,2 * 45,2 * 1	5	1,02	23,7	66	67,32	1588	120 * 80 * 105	911,45	1017,43	
inch	units	ft ²	lb	Boxes	ft ²	lb	Sizes Inch approx.	ft ²	ft ²	
17 13/16 * 17 13/16 * 3/8	5	10,98	52,26	66	724,63	3501,54	47 1/4 * 31 1/2 * 41 5/16	9810,83	10951,62	



FS Marrakech Blue

FS Marrakech

Single fired floor tiles

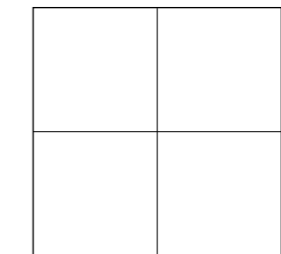
FS MARRAKECH Grey



FS MARRAKECH blue



FS MARRAKECH



6 patterns

45 * 45 * 1,05 cm | 18 * 18"

NO RECTIFIED	NATURAL
	BN14
GREY	21937
BLUE	21936

CARACTERÍSTICAS TÉCNICAS | TECHNICAL CHARACTERISTICS

joint	versatile	matt	diferent shades	shade variation	various graphics

CARACTERÍSTICAS TÉCNICAS ANTIDESLIZAMIENTO | ANTI-SLIP CHARACTERISTICS

Ensayo Essay	Características Features	Resultado Result
DIN 51130	Ángulo crítico (Pies calzados) Critical angle (footwear)	R9
BS 7976-2	Antideslizamiento (Test del péndulo) Slip resistance (Pendulum test-PTV)	+36 Wet
UNE-ENV 12633	Antideslizamiento (Test del péndulo) Slip resistance (Pendulum test)	Class 1
ANSI A.1371	Coefficiente de Fricción Dinámico Dynamic Coefficient of Friction (DCOF)	>0,42
ISO 10545-7	Resistencia a la Abrasión Superficial/Resistance to Surface Abrasion	PEI 4

EMBALAJE | PACKING

(Los pesos aquí reflejados pueden sufrir ligeras variaciones en función del lote de producción. Weights shown here may slightly vary depending on the production lot.)

Formato Sizes	Cajas Boxes			Pallet			Cont./20'		
	Piezas	m2/ sq.m	kg	Cajas	m2/ sq.m	kg	Tamaño cm aprox.	m2/ sq.m	m2/ sq.m
45 * 45 * 1,05	5	1	23,139	66	66	1551	120 * 80 * 105	914,89	1021,28
inch	Units	ft2	lb	Boxes	ft2	lb	Sizes inch approx.	ft2	ft2
17 11/16 * 17 11/16 * 7/16	5	10,76	51,02	66	710,42	3419,96	47 1/4 * 31 1/2 * 41 5/16	9847,91	10993,02



FS Melvin

Porcelain tiles

FS Melvin White

FS MELVIN White

FS MELVIN Color

13 patterns | white
15 patterns | color

7,4 * 67,5 * 1,05 cm | 3 * 27"

NO RECTIFIED	NATURAL BN73
WHITE	20033
COLOR	20032

CARACTERÍSTICAS TÉCNICAS | TECHNICAL CHARACTERISTICS

joint	frost proof	versatile	matt	different shades	shade variation	various graphics	various moulds

CARACTERÍSTICAS TÉCNICAS ANTIDESLIZAMIENTO | ANTI-SLIP CHARACTERISTICS

Ensayo Essay	Características Features	Resultado Result
DIN 51130	Ángulo crítico (Pies calzados) Critical angle (footwear)	R9
UNE-ENV 12633	Antideslizamiento (Test del péndulo) Slip resistance (Pendulum test)	Class 1
ISO 10545-7	Resistencia a la Abrasión Superficial/ Resistance to Surface Abrasion	4

EMBALAJE | PACKING

(Los pesos aquí reflejados pueden sufrir ligeras variaciones en función del lote de producción. Weights shown here may slightly vary depending on the production lot.)

Formato Sizes	Cajas Boxes			Pallet			Cont./20'	Cont./20'	
	Piezas	m ² / sq.m	kg	Cajas	m ² / sq.m	kg	21500 kg.	24000 kg.	
cm							Tamaño cm aprox.	m ² / sq.m	m ² / sq.m
7,4 * 67,5 * 1,05	15	0,75	17,25	63	47,25	1111	120 * 80 * 83	914,38	1020,70
inch	Units	ft ²	lb	Boxes	ft ²	lb	Sizes inch approx.	ft ²	ft ²
2 15/16 * 26 9/16 * 7/16	15	8,07	38,04	63	508,60	2449,76	49 1/4 * 31 1/2 * 32 11/16	9842,37	10986,84



FS Mirambel

Single fired floor tiles



FS Mirambel-M



FS Mirambel-B




FS Mirambel

Single fired floor tiles

FS Mirambel-A FS Alora

FS MIRAMBEL-B



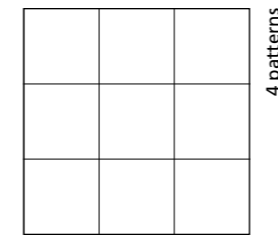
FS MIRAMBEL-M



FS MIRAMBEL-A




FS MIRAMBEL



33 * 33 * 0,95 cm | 13 * 13"

NO RECTIFIED	NATURAL
B	BN14
M	20301
A	20300

COR. FS MIRAMBEL



5 * 11 cm | 2 * 4"

NO RECTIFIED	NATURAL
M	P23
A	27094
	27093

CARACTERÍSTICAS TÉCNICAS | TECHNICAL CHARACTERISTICS

joint	versatile	mat	diferent shades	shade variation	various wgraphics

CARACTERÍSTICAS TÉCNICAS ANTIDESLIZAMIENTO | ANTI-SLIP CHARACTERISTICS

Ensayo Essay	Características Features	Resultado Result
DIN 51130	Ángulo crítico (Pies calzados) Critical angle (footwear)	R10
DIN 51097	Ángulo crítico (Pies descalzos) Critical angle (Wet loaded barefoot)	A+B
BS 7976-2	Antideslizamiento (Test del péndulo) Slip resistance (Pendulum test-PTV)	+36Wet
UNE-ENV 12633	Antideslizamiento (Test del péndulo) Slip resistance (Pendulum test)	Class 2
ANSI A.1371	Coefficiente de Fricción Dinámico Dynamic Coefficient of Friction (DCOF)	> 0,42
ISO 10545-7	Resistencia a la Abrasión Superficial/ Resistance to Surface Abrasion	PEI 4

EMBALAJE | PACKING

(Los pesos aquí reflejados pueden sufrir ligeras variaciones en función del lote de producción. Weights shown here may slightly vary depending on the production lot.)

Formato Sizes	Cajas Boxes			Pallet			Tamaño cm aprox.	Cont./20' 21500 kg.	Cont./20' 24000 kg.
	Piezas	m2/ sq.m	kg	Cajas	m2/ sq.m	kg			
33 * 33 * 0,95	10	1,09	21,712	48	52,32	1066	120 * 80 * 81	1055,23	1177,94
inch	Units	ft2	lb	Boxes	ft2	lb	Sizes inch approx.	ft2	ft2
13 * 13 * 3/8	10	11,73	47,87	48	563,17	2350,53	49 1/4 * 31 1/2 * 31 7/8	11358,54	12679,31



FS Norwich


Porcelain tiles

FS Norwich



FS NORWICH

FS NORWICH



33 * 33 * 0,95 cm | 13 * 13"

NO RECTIFIED	NATURAL
	BN61
FS NORWICH	22058

CARACTERÍSTICAS TÉCNICAS | TECHNICAL CHARACTERISTICS

joint	frost proof	versatile	matt	different shades	shade variation	various graphics	various moulds

CARACTERÍSTICAS TÉCNICAS ANTIDESLIZAMIENTO | ANTI-SLIP CHARACTERISTICS

Ensayo Essay	Características Features	Resultado Result
DIN 51130	Ángulo crítico (Pies calzados) Critical angle (footwear)	R9
UNE-ENV 12633	Antideslizamiento (Test del péndulo) Slip resistance (Pendulum test)	Class 1
ANSI A137.1	Coefficiente de Fricción Dinámico Dynamic Coefficient of Friction (DCOF)	> 0,42
ISO 10545-7	Resistencia a la Abrasión Superficial/Resistance to Surface Abrasion	PEI 4

EMBALAJE | PACKING

(Los pesos aquí reflejados pueden sufrir ligeras variaciones en función del lote de producción. Weights shown here may slightly vary depending on the production lot.)


Formato Sizes	Cajas Boxes			Pallet			Cont./20'	Cont./20'	
	Piezas	m2/ sq.m	kg	Cajas	m2/ sq.m	kg	21500 kg.	24000 kg.	
cm							Tamaño cm aprox.	m2/ sq.m	m2/ sq.m
33 * 33 * 0,95	10	1,09	21,712	48	52,32	1066	120 * 80 * 81	1055,23	1177,94
inch	units	ft2	lb	Boxes	ft2	lb	Sizes Inch approx.	ft2	ft2
13 * 13 * 3/8	10	11,73	47,87	48	563,17	2350,53	49 1/4 * 31 1/2 * 31 7/8	11358,54	12679,31



FS Ofelia


Porcelain tiles

FS Ofelia



FS OFELIA

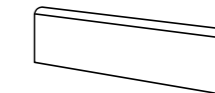
FS OFELIA



45,2 * 45,2 * 1 cm | 18" * 18"

NO RECTIFIED	NATURAL
FS OFELIA	BN61
	21076

18 patterns



Rodapie - Skirting (R.)
8 * 45,2 cm | 3" * 18" P29

CARACTERÍSTICAS TÉCNICAS | TECHNICAL CHARACTERISTICS

joint	frost proof	versatile	mat	diferent shades	shade variation	various graphics

CARACTERÍSTICAS TÉCNICAS ANTIDESLIZAMIENTO | ANTI-SLIP CHARACTERISTICS

Ensayo Essay	Características Features	Resultado Result
DIN 51130	Ángulo crítico (Pies calzados) Critical angle (footwear)	R10
DIN 51097	Ángulo crítico (Pies descalzos) Critical angle (Wet loaded barefoot)	A+B
BS 7976-2	Antideslizamiento (Test del péndulo) Slip resistance (Pendulum test-PTV)	+36 Wet
UNE-ENV 12633	Antideslizamiento (Test del péndulo) Slip resistance (Pendulum test)	Class 2
ANSI A.1371	Coefficiente de Fricción Dinámico Dynamic Coefficient of Friction (DCOF)	> 0,42
ISO 10545-7	Resistencia a la Abrasión Superficial/ Resistance to Surface Abrasion	PEI 4

EMBALAJE | PACKING

(Los pesos aquí reflejados pueden sufrir ligeras variaciones en función del lote de producción. Weights shown here may slightly vary depending on the production lot.)

Formato Sizes	Cajas Boxes			Pallet			Tamaño cm aprox.	Cont./20' 21500 kg.	Cont./20' 24000 kg.
	Piezas	m ² / sq.m	kg	Cajas	m ² / sq.m	kg			
45,2 * 45,2 * 1	5	1,02	23,7	66	67,32	1588	120 * 80 * 105	911,45	1017,43
inch	Units	ft ²	lb	Boxes	ft ²	lb	Sizes inch approx.	ft ²	ft ²
17 13/16 * 17 13/16 * 3/8	5	10,98	52,26	66	724,63	3501,54	47 1/4 * 31 1/2 * 41 5/16	9810,83	10951,62



372

373

FS Original

Single fired floor tiles



FS0



FS2



374

375

FS Original

Single fired floor tiles



FS1



FS Original

Single fired floor tiles

FS Nijar

FS-0



13 patterns

FS-1



10 patterns

FS-2



5 patterns

FS-3



8 patterns

FS-4




5 patterns

FS NIJAR



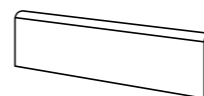
6 patterns

FS ORIGINAL



45 * 45 * 1,05 cm | 18 * 18"

NO RECTIFIED	NATURAL
	BN14
FS-0	13305
FS-1	12500
FS-2	12501
FS-3	12519
FS-4	12541
FS NIJAR	20402



Rodapie - Skirting (R. FS 0)
8 * 45 cm | 3 * 18" P8

CARACTERÍSTICAS TÉCNICAS | TECHNICAL CHARACTERISTICS

joint	versatile	matt	diferent shades	shade variation	various graphics	various moulds

CARACTERÍSTICAS TÉCNICAS ANTIDESLIZAMIENTO | ANTI-SLIP CHARACTERISTICS

Ensayo Essay	Características Features	Resultado Result
		0, 1, 2, 3, 4 nijar
DIN 51130	Ángulo crítico (Pies calzados) Critical angle (footwear)	R9 R10
DIN 51097	Ángulo crítico (Pies descalzos) Critical angle (Wet loaded barefoot)	- A+B
BS-77976-2	Antideslizamiento (Test del péndulo) Slip resistance (Pendulum test-PTV)	+36 Wet +36 Wet
UNE-ENV 12633	Antideslizamiento (Test del péndulo) Slip resistance (Pendulum test)	Class 1 Class 2
AINSI A137.1	Coefficiente de Fricción Dinámico Dynamic Coefficient of Friction (DCOF)	- >0,42
ISO 10545-7	Resistencia a la Abrasión Superficial/Resistance to Surface Abrasion	PEI 4 -

EMBALAJE | PACKING

(Los pesos aquí reflejados pueden sufrir ligeras variaciones en función del lote de producción. Weights shown here may slightly vary depending on the production lot.)

Formato Sizes	Cajas Boxes			Pallet			Tamaño cm aprox.	Cont./20' 21500 kg.	Cont./20' 24000 kg.
	Piezas	m2/ sq.m	kg	Cajas	m2/ sq.m	kg			
cm									
45 * 45 * 1,05	5	1	23,1	66	66	1551	120 * 80 * 105	914,89	1021,28
inch	Units	ft2	lb	Boxes	ft2	lb	Sizes inch approx.	ft2	ft2
17 11/16 * 17 11/16 * 7/16	5	10,76	51	66	710,42	3419,96	47 1/4 * 31 1/2 * 41 5/16	9847,91	10993,02



FS Raku

White body wall tile

FS Raku colors



FS Raku

White body wall tile

FS Raku blue FS Roots 3




FS Raku Silver



FS Raku

White body wall tile

FS Raku Sage



FS RAKU

35 patterns

20 * 40 * 1,03 cm | 8 * 16"

NO RECTIFIED	NATURAL
	BN3
BLACK	28941
BLUE	28939
COLORS	28944
CREAM	28942
SAGE	28940
SILVER	28943
WHITE	28938

L. FS RAKU

1,5 * 20 * 0,7 cm | 0,6 * 8"

NO RECTIFIED	NATURAL
	P14
GOLD	29177

TRIM. FS RAKU

1,5 * 20 * 0,7 cm | 0,6 * 8"

NO RECTIFIED	NATURAL
	P14
GOLD	29178

CARACTERÍSTICAS TÉCNICAS | TECHNICAL CHARACTERISTICS

joint	wall tiles	matt	diferent shades	shade variation	various graphics

EMBALAJE | PACKING

(Los pesos aquí reflejados pueden sufrir ligeras variaciones en función del lote de producción. Weights shown here may slightly vary depending on the production lot.)

Formato Sizes	Cajas Boxes			Pallet			Cont./20' 21500 kg.	Cont./20' 24000 kg.	
	Piezas	m ² / sq.m	kg	Cajas	m ² / sq.m	kg	Tamaño cm aprox.	m ² / sq.m	m ² / sq.m
20 * 40 * 1,03	12	0,96	18	56	53,76	1034	120 * 80 * 55	1118	1248
inch	units	ft ²	lb	Boxes	ft ²	lb	Sizes Inch approx.	ft ²	ft ²
7 7/8 * 15 3/4 * 7/16	12	10,3	39,6	56	578,66	2279,58	47 1/4 * 31 1/2 * 21 5/8	12034,05	13433,36



FS Rialto

Porcelain tiles

FS Rialto FS Rialto Decor




FS RIALTO



FS RIALTO | Decor

FS RIALTO




12 patterns

45,2 * 45,2 * 1 cm | 18 * 18"

NO RETIFIED	NATURAL
	BN61
FS RIALTO	23352

FS RIALTO DECOR



14 patterns

45,2 * 45,2 * 1 cm | 18 * 18"

NO RETIFIED	NATURAL
	BN61
FS RIALTO DECOR	23380

CARACTERÍSTICAS TÉCNICAS | TECHNICAL CHARACTERISTICS

joint	frost proof	versatile	matt	diferent shades	shade variation	various graphics


CARACTERÍSTICAS TÉCNICAS ANTIDESLIZAMIENTO | ANTI-SLIP CHARACTERISTICS

Ensayo Essay	Características Features	Resultado Result
DIN 51130	Ángulo crítico (Pies calzados) Critical angle (footwear)	R9
BS 7976-2	Antideslizamiento (Test del péndulo) Slip resistance (Pendulum test-PTV)	+36 Wet
UNE-ENV 12633	Antideslizamiento (Test del péndulo) Slip resistance (Pendulum test)	Class 1
ANSI A.1371	Coefficiente de Fricción Dinámico Dynamic Coefficient of Friction (DCOF)	>0,42
ISO 10545-7	Resistencia a la Abrasión Superficial/Resistance to Surface Abrasion	PEI 4

EMBALAJE | PACKING

(Los pesos aquí reflejados pueden sufrir ligeras variaciones en función del lote de producción. Weights shown here may slightly vary depending on the production lot.)

Formato Sizes	Cajas Boxes			Pallet				Cont./20'	Cont./20'
	Piezas	m2/ sq.m	kg	Cajas	m2/ sq.m	kg	Tamaño cm aprox.	21500 kg.	24000 kg.
cm								m2/ sq.m	m2/ sq.m
45,2 * 45,2 * 1	5	1,02	23,7	66	67,32	1588	120 * 80 * 105	911,45	1017,43
inch								ft2	ft2
17 13/16 * 17 13/16 * 3/8	5	10,98	52,26	66	724,63	3501,54	47 1/4 * 31 1/2 * 41 5/16	9810,83	10951,62



FS Roots

Single fired floor tiles



Fs Raku Cream



Fs Roots 3



FS Roots

Single fired floor tiles



FS Raku Blue



FS Roots 1

FS Roots

Single fired floor tiles



FS Roots 0



FS Roots 1



FS Roots 2



FS Roots 3



FS Roots 4



M. FS FRINGE White




M. FS FRINGE Black



M. FS FRINGE Blue



M. FS FRINGE Sage



D. FS FRINGE White



D. FS FRINGE Black




D. FS FRINGE Blue



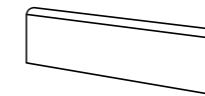
D. FS FRINGE Sage

FS ROOTS



45 * 45 * 1,05 cm | 18 * 18"

NO RECTIFIED	NATURAL
FS ROOTS 0	29295
FS ROOTS 1	28888
FS ROOTS 2	28889
FS ROOTS 3	28890
FS ROOTS 4	28891



Rodapie - Skirting (R. FS ROOTS 0)
8 * 45 cm | 3 * 18" P8



12 * 24 * 0,9 cm | 5 * 9"

NO RECTIFIED	NATURAL
D. FS FRINGE BLACK	26335
D. FS FRINGE BLUE	26334
D. FS FRINGE SAGE	26336
D. FS FRINGE WHITE	26333



5 * 24 cm | 2 * 9"

NO RECTIFIED	NATURAL
M. FS FRINGE BLACK	27937
M. FS FRINGE BLUE	27938
M. FS FRINGE SAGE	27939
M. FS FRINGE WHITE	27940



27779 L. FS BRASS/22,3 _
22,3 * 1 * 1 cm | 9 * 0,4" _ P43

CARACTERÍSTICAS TÉCNICAS | TECHNICAL CHARACTERISTICS

joint	versatile	matt	different shades	shade variation	various graphics

CARACTERÍSTICAS TÉCNICAS ANTIDESLIZAMIENTO | ANTI-SLIP CHARACTERISTICS

Ensayo Essay	Características Features	Resultado Result
DIN 51130	Ángulo crítico (Pies calzados) Critical angle (footwear)	R9
BS 7976-2	Antideslizamiento (Test del péndulo) Slip resistance (Pendulum test-PTV)	+ 36 Wet
UNE-ENV 12633	Antideslizamiento (Test del péndulo) Slip resistance (Pendulum test)	Class 1
ANSI A137.1	Coefficiente de Fricción Dinámico Dynamic Coefficient of Friction (DCOF)	> 0,42
ISO 10545-7	Resistencia a la Abrasión Superficial/Resistance to Surface Abrasion	PEI 4

EMBALAJE | PACKING

(Los pesos aquí reflejados pueden sufrir ligeras variaciones en función del lote de producción. Weights shown here may slightly vary depending on the production lot.)

Formato Sizes	Cajas Boxes			Pallet			Cont./20' 21500 kg.		Cont./20' 24000 kg.
	Piezas	m ² / sq.m	kg	Cajas	m ² / sq.m	kg	Tamaño cm aprox.	m ² / sq.m	m ² / sq.m
cm									
45 * 45 * 1,05	5	1	23,139	66	66	1551	120 * 80 * 105	914,89	1021,28
inch	units	ft ²	lb	Boxes	ft ²	lb	Sizes Inch approx.	ft ²	ft ²
17 11/16 * 17 11/16 * 7/16	5	10,76	51,02	66	710,42	3419,96	47 1/4 * 31 1/2 * 41 5/16	9847,91	10993,02



FS Saja

Single fired floor tiles

FS Saja N




FS SAJA N



FS SAJA B

FS SAJA



33 * 33 * 0,95 cm | 13 * 13"

NO RECTIFIED	NATURAL
N	BN14
N	20086
B	20087

M. FS SAJA



5 * 33 * 1 cm | 2 * 13"

NO RECTIFIED	NATURAL
N	P29
N	20497
B	20495

CARACTERÍSTICAS TÉCNICAS | TECHNICAL CHARACTERISTICS

joint	versatile	matt	diferent shades	shade variation	various graphics	various moulds

CARACTERÍSTICAS TÉCNICAS ANTIDESLIZAMIENTO | ANTI-SLIP CHARACTERISTICS

Ensayo Essay	Características Features	Resultado Result
UNE-ENV 12633	Antideslizamiento (Test del péndulo) Slip resistance (Pendulum test)	Class 1

EMBALAJE | PACKING

(Los pesos aquí reflejados pueden sufrir ligeras variaciones en función del lote de producción. Weights shown here may slightly vary depending on the production lot.)

Formato Sizes	Cajas Boxes			Pallet			Tamaño cm aprox. Sizes inch approx.	Cont./20'	Cont./20'
	Piezas	m2/ sq.m	kg	Cajas	m2/ sq.m	kg		21500 kg.	24000 kg.
cm								m2/ sq.m	m2/ sq.m
33 * 33 * 0,95	10	1,09	21,712	48	52,32	1066	120 * 80 * 81	1055,23	1177,94
inch	Units	ft2	lb	Boxes	ft2	lb		ft2	ft2
13 * 13 * 3/8	10	11,73	47,87	48	563,17	2350,53	49 1/4 * 31 1/2 * 31 7/8	11358,54	12679,31



FS Seattle


Porcelain tiles

FS Seattle

FS SEATTLE

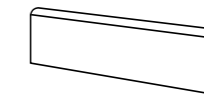


FS SEATTLE



30 * 30 * 0,8 cm | 12 * 12"

NO RECTIFIED	NATURAL
FS SEATTLE	BN61
	18152



Rodapie - Skirting (R.)
7,5 * 30 cm | 3 * 12" P9

CARACTERÍSTICAS TÉCNICAS | TECHNICAL CHARACTERISTICS

joint	frost proof	versatile	matt	diferent shades	shade variation	various graphics	various moulds

CARACTERÍSTICAS TÉCNICAS ANTIDESLIZAMIENTO | ANTI-SLIP CHARACTERISTICS

Ensayo Essay	Características Features	Resultado Result
DIN 51130	Ángulo crítico (Pies calzados) Critical angle (footwear)	R9
UNE-ENV 12633	Antideslizamiento (Test del péndulo) Slip resistance (Pendulum test)	Class 1

EMBALAJE | PACKING

(Los pesos aquí reflejados pueden sufrir ligeras variaciones en función del lote de producción. Weights shown here may slightly vary depending on the production lot.)

Formato Sizes	Cajas Boxes			Pallet			Tamaño cm aprox.	Cont./20' 21500 kg.	Cont./20' 24000 kg.
	Piezas	m ² /sq.m	kg	Cajas	m ² /sq.m	kg			
30 * 30 * 0,8	12	1,09	20,53	48	52,32	1009	120 * 80 * 75	1114,85	1244,48
inch	Units	ft ²	lb	Boxes	ft ²	lb	Sizes inch approx.	ft ²	ft ²
11 13/16 * 11 13/16 * 5/16	12	11,73	45,27	48	563,17	2224,85	47 1/4 * 31 1/2 * 29 1/2	12000,21	13395,58



FS Sena

Porcelain tiles

FS Sena Blue FS Rue




FS SENA Blue



FS RUE


FS SENA



45,2 * 45,2 * 1 cm | 18 * 18"

NO RECTIFIED	NATURAL
BLUE	BN61
	24267

FS RUE



45,2 * 45,2 * 1 cm | 18 * 18"

NO RECTIFIED	NATURAL
FS RUE	BN61
	24266

CARACTERÍSTICAS TÉCNICAS | TECHNICAL CHARACTERISTICS

joint	frost proof	versatile	matt	diferent shades	shade variation	various graphics

CARACTERÍSTICAS TÉCNICAS ANTIDESLIZAMIENTO | ANTI-SLIP CHARACTERISTICS

Ensayo Essay	Características Features	Resultado Result
DIN 51130	Ángulo crítico (Pies calzados) Critical angle (footwear)	R9
BS-7976-2	Antideslizamiento (Test del péndulo) Slip resistance (Pendulum test-PTV)	+36 Wet
UNE-ENV-12633	Antideslizamiento (Test del péndulo) Slip resistance (Pendulum test)	Class 1
ANSI A.1371	Coefficiente de Fricción Dinámico Dynamic Coefficient of Friction (DCOF)	>0,42

EMBALAJE | PACKING

(Los pesos aquí reflejados pueden sufrir ligeras variaciones en función del lote de producción. Weights shown here may slightly vary depending on the production lot.)

Formato Sizes	Cajas Boxes			Pallet			Tamaño cm aprox. Sizes Inch approx.	Cont./20' 21500 kg. m ² / sq.m	Cont./20' 24000 kg. m ² / sq.m
	Piezas	m ² / sq.m	kg	Cajas	m ² / sq.m	kg			
45,2 * 45,2 * 1	5	1,02	23,7	66	67,32	1588	120 * 80 * 105	911,45	1017,43
inch	units	ft ²	lb	Boxes	ft ²	lb		ft ²	ft ²
17 13/16 * 17 13/16 * 3/8	5	10,98	52,26	66	724,63	3501,54	47 1/4 * 31 1/2 * 41 5/16	9810,83	10951,62



398

399

FS Star

Single fired floor tiles



FS Star-N



FS Star

Single fired floor tiles

FS Star N



FS Star Ara Black FS Raku White
FS Raku Black



402

403

FS Star

Single fired floor tiles




FS Star White


FS Star

Single fired floor tiles

NEW




FS STAR ARA



45 * 45 * 1,05 cm | 18 * 18"

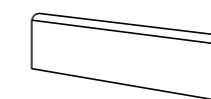
NO RECTIFIED	NATURAL
BLACK	BN14 28148

FS STAR



45 * 45 * 1,05 cm | 18 * 18"


NO RECTIFIED	NATURAL
BLUE	23200
OXIDE	23198
SAGE	23199
N	19136
WHITE	27325



Rodapie - Skirting (R. FS 0)
8 * 45 cm | 3 * 18" P8

27779 L. FS BRASS/22,3 _
22,3 * 1 * 1 cm | 9 * 0,4" _ P43


M. FS FRINGE



5 * 24 cm | 2 * 9"

gloss	NO RECTIFIED	NATURAL
		P14
	M. FS FRINGE BLACK	27937
	M. FS FRINGE BLUE	27938
	M. FS FRINGE SAGE	27939
	M. FS FRINGE WHITE	27940

D. FS FRINGE



12 * 24 * 0,9 cm | 5 * 9"

gloss	NO RECTIFIED	NATURAL
		P6
	D. FS FRINGE BLACK	26335
	D. FS FRINGE BLUE	26334
	D. FS FRINGE SAGE	26336
	D. FS FRINGE WHITE	26333

CARACTERÍSTICAS TÉCNICAS | TECHNICAL CHARACTERISTICS

joint	versatile	matt	diferent shades	shade variation	various graphics


CARACTERÍSTICAS TÉCNICAS ANTIDESLIZAMIENTO | ANTI-SLIP CHARACTERISTICS

Ensayo Essay	Características Features	Resultado Result
DIN 51130	Ángulo crítico (Pies calzados) Critical angle (footwear)	R9
BS-7976-2	Antideslizamiento (Test del péndulo) Slip resistance (Pendulum test-PTV)	+36 Wet
UNE-ENV 12633	Antideslizamiento (Test del péndulo) Slip resistance (Pendulum test)	Class 1
ANSI A137.1	Coefficiente de Fricción Dinámico Dynamic Coefficient of Friction (DCOF)	> 0,42
ISO 10545-7	Resistencia a la Abrasión Superficial/Resistance to Surface Abrasion	PEI 4

EMBALAJE | PACKING

(Los pesos aquí reflejados pueden sufrir ligeras variaciones en función del lote de producción. Weights shown here may slightly vary depending on the production lot.)

Formato Sizes	Cajas Boxes			Pallet			Cont./20' 21500 kg.	Cont./20' 24000 kg.	
	Piezas	m ² /sq.m	kg	Cajas	m ² /sq.m	kg			
cm									
45 * 45 * 1,05	5	1	23,139	66	66	1551	120 * 80 * 105	914,89	1021,28
inch	units	ft ²	lb	Boxes	ft ²	lb	Sizes Inch approx.	ft ²	ft ²
17 11/16 * 17 11/16 * 7/16	5	10,76	51,02	66	710,42	3419,96	47 1/4 * 31 1/2 * 41 5/16	9847,91	10993,02





406

407

FS Temple

Single fired floor tiles

FS Temple Black




FS Temple


Single fired floor tiles




FS Temple Sage




FS TEMPLE Black



FS TEMPLE Blue




FS TEMPLE Oxide



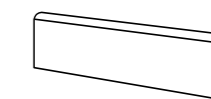
FS TEMPLE Sage

FS TEMPLE



45 * 45 * 1,05 cm | 18 * 18"

NO RECTIFIED	NATURAL BN14
BLUE	24716
OXIDE	24715
SAGE	24714
BLACK	24713



Rodapie - Skirting (R. FS 0)
8 * 45 cm | 3 * 18" P8

CARACTERÍSTICAS TÉCNICAS | TECHNICAL CHARACTERISTICS

joint	frost proof	versatile	matt	diferent shades	shade variation	various graphics

CARACTERÍSTICAS TÉCNICAS ANTIDESLIZAMIENTO | ANTI-SLIP CHARACTERISTICS

Ensayo Essay	Características Features	Resultado Result
DIN 51130	Ángulo crítico (Pies calzados) Critical angle (footwear)	R9
BS-7976-2	Antideslizamiento (Test del péndulo) Slip resistance (Pendulum test-PTV)	+36 Wet
UNE-ENV-12633	Antideslizamiento (Test del péndulo) Slip resistance (Pendulum test)	Class 1
ANSI A.1371	Coefficiente de Fricción Dinámico Dynamic Coefficient of Friction (DCOF)	>0,42
ISO 10545-7	Resistencia a la Abrasión Superficial/Resistance to Surface Abrasion	PEI 4

EMBALAJE | PACKING

(Los pesos aquí reflejados pueden sufrir ligeras variaciones en función del lote de producción. Weights shown here may slightly vary depending on the production lot.)


Formato Sizes	Cajas Boxes			Pallet			Cont./20' 21500 kg.		Cont./20' 24000 kg.	
	Piezas	m2/ sq.m	kg	Cajas	m2/ sq.m	kg	Tamaño cm aprox.	m2/ sq.m	m2/ sq.m	
45 * 45 * 1,05	5	1	23,139	66	66	1551	120 * 80 * 105	914,89	1021,28	
inch	units	ft2	lb	Boxes	ft2	lb	Sizes Inch approx.	ft2	ft2	
17 11/16 * 17 11/16 * 7/16	5	10,76	51,02	66	710,42	3419,96	47 1/4 * 31 1/2 * 41 5/16	9847,91	10993,02	



FS Vendome

Porcelain tiles

FS Vendome FS Rue




FS VENDOME



FS RUE

FS VENDOME




16 patterns

45,2 * 45,2 * 1 cm | 18 * 18"

NO RECTIFIED	NATURAL
	BN61
FS VENDOME	24269

FS RUE



16 patterns

45,2 * 45,2 * 1 cm | 18 * 18"

NO RECTIFIED	NATURAL
	BN61
FS RUE	24266

CARACTERÍSTICAS TÉCNICAS | TECHNICAL CHARACTERISTICS

joint	frost proof	versatile	matt	diferent shades	shade variation	various graphics

CARACTERÍSTICAS TÉCNICAS ANTIDESLIZAMIENTO | ANTI-SLIP CHARACTERISTICS

Ensayo Essay	Características Features	Resultado Result
DIN 51130	Ángulo crítico (Pies calzados) Critical angle (footwear)	R9
BS-7976-2	Antideslizamiento (Test del péndulo) Slip resistance (Pendulum test-PTV)	+36 Wet
UNE-ENV-12633	Antideslizamiento (Test del péndulo) Slip resistance (Pendulum test)	Class 1
ANSI A.1371	Coefficiente de Fricción Dinámico Dynamic Coefficient of Friction (DCOF)	>0,42
ISO 10545-7	Resistencia a la Abrasión Superficial/Resistance to Surface Abrasion	PEI 4

EMBALAJE | PACKING

(Los pesos aquí reflejados pueden sufrir ligeras variaciones en función del lote de producción. Weights shown here may slightly vary depending on the production lot.)

Formato Sizes	Cajas Boxes			Pallet			Tamaño cm aprox. Sizes Inch approx.	Cont./20'	Cont./20'
	Piezas	m ² / sq.m	kg	Cajas	m ² / sq.m	kg		21500 kg.	24000 kg.
cm									
45,2 * 45,2 * 1	5	1,02	23,7	66	67,32	1588	120 * 80 * 105	911,45	1017,43
inch									
17 13/16 * 17 13/16 * 3/8	5	10,98	52,26	66	724,63	3501,54	47 1/4 * 31 1/2 * 41 5/16	9810,83	10951,62



FS Venecia


Porcelain tiles

FS Venecia/46 FS Ofelia




FS VENECIA

FS VENECIA




60 * 60 * 1 cm | 24 * 24"

0,5 mm	RECTIFIED	NATURAL
		BN91
	FS VENECIA	25659



30 * 60 * 1 cm | 12 * 24"

0,5 mm	RECTIFIED	NATURAL
		BN92
	FS VENECIA	25660



45,2 * 45,2 * 1 cm | 18 * 18"

	NO RECTIFIED	NATURAL
		BN61
	FS VENECIA	21078

CARACTERÍSTICAS TÉCNICAS | TECHNICAL CHARACTERISTICS

joint	frost proof	versatile	matt	diferent shades	shade variation	various graphics

CARACTERÍSTICAS TÉCNICAS ANTIDESLIZAMIENTO | ANTI-SLIP CHARACTERISTICS

Ensayo Essay	Características Features	Resultado Result
DIN 51130	Ángulo crítico (Pies calzados) Critical angle (footwear)	R11
DIN 51097	Ángulo crítico (Pies descalzos) Critical angle (Wet loaded barefoot)	A+B
BS 7976-2	Antideslizamiento (Test del péndulo) Slip resistance (Pendulum test-PTV)	+36Wet
UNE-ENV 12633	Antideslizamiento (Test del péndulo) Slip resistance (Pendulum test)	Class 2
ANSI A.1371	Coefficiente de Fricción Dinámico Dynamic Coefficient of Friction (DCOF)	> 0,42
ISO 10545-7	Resistencia a la Abrasión Superficial/ Resistance to Surface Abrasion	PEI 4

EMBALAJE | PACKING

(Los pesos aquí reflejados pueden sufrir ligeras variaciones en función del lote de producción. Weights shown here may slightly vary depending on the production lot.)

Formato Sizes	Cajas Boxes			Pallet			Tamaño cm aprox.	Cont./20' 21500 kg.	Cont./20' 24000 kg.
	Piezas	m ² / sq.m	kg	Cajas	m ² / sq.m	kg			
60 * 60 * 1	3	1,08	24,302	36	38,88	899	120 * 80 * 75	929,83	1037,95
45,2 * 45,2 * 1	5	1,02	23,7	66	67,32	1588	120 * 80 * 105	911,45	1017,43
30 * 60 * 1	6	1,08	24,296	48	51,84	1190	120 * 80 * 75	936,61	1045,51
inch	Units	ft ²	lb	Boxes	ft ²	lb	Sizes inch approx.	ft ²	ft ²
23 5/8 * 23 5/8 * 3/8	3	11,63	53,59	36	418,50	1982,30	48 1/4 * 31 1/2 * 29 1/2	10008,72	11172,53
17 13/16 * 17 13/16 * 3/8	5	10,98	52,26	66	724,63	3501,54	47 1/4 * 31 1/2 * 41 5/16	9810,83	10951,62
11 13/16 * 23 5/8 * 3/8	6	11,63	53,57	48	558,01	2623,95	49 1/4 * 31 1/2 * 29 1/2	10081,62	11253,90



FS Yard

Single fired floor tiles

FS Yard Blue D. FS Fringe Blue FS Ivy Blue




FS Yard

Single fired floor tiles

D. FS Fringe Blue
FS Ivy Blue FS Yard Blue

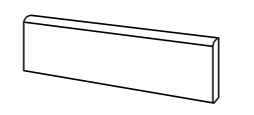


FS YARD



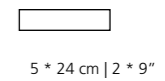
45 * 45 * 1,05 cm | 18 * 18"

NO RECTIFIED	NATURAL BN14
FS YARD BLACK	26173
FS YARD BLUE	26174
FS YARD SAGE	26175
FS-0	13305



Rodapie - Skirting (R. FS 0)
8 * 45 cm | 3 * 18" P8

M. FS FRINGE



5 * 24 cm | 2 * 9"

NO RECTIFIED	NATURAL P14
M. FS FRINGE BLACK	27937
M. FS FRINGE BLUE	27938
M. FS FRINGE SAGE	27939
M. FS FRINGE WHITE	27940

CARACTERÍSTICAS TÉCNICAS | TECHNICAL CHARACTERISTICS

joint	versatile	matt	diferent shades	shade variation	various graphics

CARACTERÍSTICAS TÉCNICAS ANTIDESLIZAMIENTO | ANTI-SLIP CHARACTERISTICS

Ensayo Essay	Características Features	Resultado Result
DIN 51130	Ángulo crítico (Pies calzados) Critical angle (footwear)	R9
BS 7976-2	Antideslizamiento (Test del péndulo) Slip resistance (Pendulum test-PTV)	+36 Wet
UNE-ENV 12633	Antideslizamiento (Test del péndulo) Slip resistance (Pendulum test)	Class 1
ANSI A.1371	Coefficiente de Fricción Dinámico Dynamic Coefficient of Friction (DCOF)	>0,42
ISO 10545-7	Resistencia a la Abrasión Superficial/Resistance to Surface Abrasion	PEI 4

EMBALAJE | PACKING

(Los pesos aquí reflejados pueden sufrir ligeras variaciones en función del lote de producción. Weights shown here may slightly vary depending on the production lot.)

Formato Sizes	Cajas Boxes			Pallet				Cont./20' 21500 kg.		Cont./20' 24000 kg.	
	Piezas	m ² / sq.m	kg	Cajas	m ² / sq.m	kg	Tamaño cm aprox.	m ² / sq.m	m ² / sq.m		
45 * 45 * 1,05	5	1	23,139	66	66	1551	120 * 80 * 105	914,89	1021,28		
inch	Units	ft ²	lb	Boxes	ft ²	lb	Sizes inch approx.	ft ²	ft ²		
17 11/16 * 17 11/16 * 7/16	5	10,76	51,02	66	710,42	3419,96	47 1/4 * 31 1/2 * 41 5/16	9847,91	10993,02		

Información técnica / TECHNICAL INFORMATION

Instrucciones uso software 3d web peronda / Instructions for using the 3d software on peronda's website _420

Política medioambiental / Environmental policy _422

Certificados medioambientales / Environmental certificates _424

Consejos de colocación, limpieza y mantenimiento / Tile-laying tips, cleaning & care _426

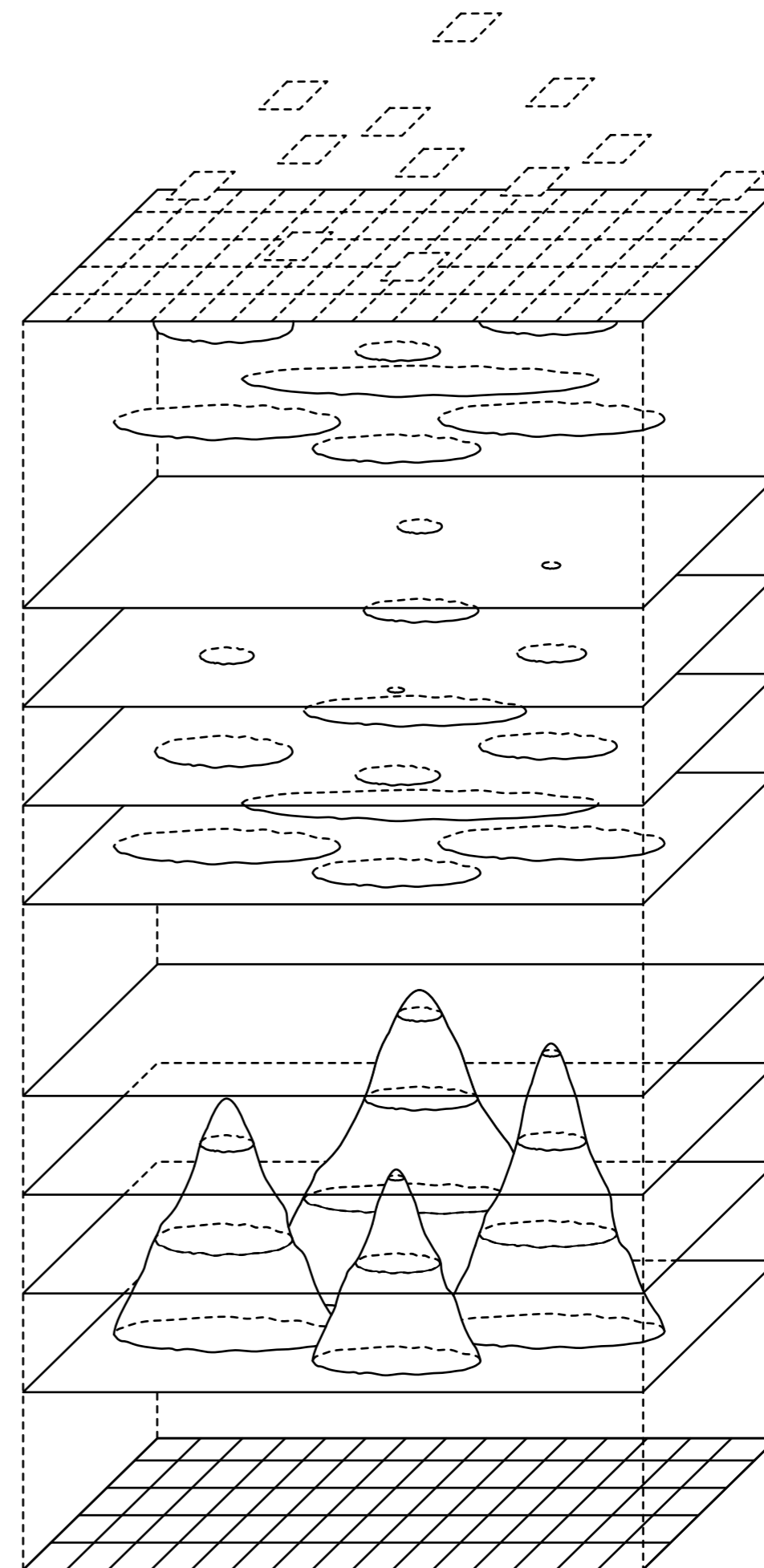
Normas de limpieza y mantenimiento / Cleaning and maintenance _432

Pieza especial / Special piece _434

Información técnica / Technical information _436

Información técnica / Technical information _438

Iconografía/iconography _439



1 · HAZ CLICK EN EL APARTADO "3D" DEL MENU EN NUESTRA WEB WWW.PERONDA.COM ·



2 · SELECCIONA LOS PRODUCTOS QUE VAS A UTILIZAR EN EL ESPACIO A DISEÑAR ·

En el menú de la derecha puedes seleccionar en "Marcas" tanto los productos de Peronda para revestir la estancia como resto de elementos constructivos y decorativos para diseñar el baño, cocina o salón que desees. Los productos seleccionados irán apareciendo en la zona inferior de la imagen.



3 · DIBUJA LA ESTANCIA ·

Arrastra con el botón izquierdo del ratón las paredes simuladas en la zona central de la imagen para ajustar el tamaño de la estancia. En la parte inferior de la imagen tienes a tu disposición distintos elementos constructivos que te ayudarán a confeccionar el espacio. En el menú de la derecha puedes ajustar las medidas y otros detalles de los elementos utilizados.



4 · COLOCAR ARTÍCULOS SELECCIONADOS ·

Haz click en el icono "Colocar" de la parte inferior de la pantalla y podrás ubicar todos los elementos que has seleccionado en el primer paso del proceso. En la zona central de la pantalla verás una única pared cada vez. Haciendo click en las diferentes partes del plano situado en la parte superior izquierda de la pantalla puedes moverte por las paredes y suelo de la estancia.

Selecciona los elementos de la parte inferior de la pantalla y arrástralos dentro del dibujo con el botón izquierdo del ratón. Se colocarán en el momento que sueltes el botón. En cuanto a la cerámica, al hacer click sobre el azulejo seleccionado se generará en el dibujo de la estancia un patrón de colocación. Lo único que tienes que hacer es mantener pulsado el botón izquierdo del ratón y arrastrar por toda la estancia para colocar la cerámica. Al soltar el botón tendrás el producto colocado.



5 · GENERAR IMAGEN ·

Una vez colocados todos los elementos en la estancia hacemos click en el botón inferior derecho "Resumir". El software nos muestra la estancia en 3D. Para recibir en nuestro email una imagen fotorealista de la estancia solo tenemos que hacer click en el icono "pdf". Rellenaremos nuestros datos y en cuestión de segundos recibiremos un email con la foto y todos los detalles del proyecto.



1 · CLICK ON "3D" IN THE WWW.PERONDA.COM WEBSITE MENU ·



2 · CHOOSE THE PRODUCTS FOR THE ROOM TO BE DESIGNED ·

In the "Brands" section of the right-hand menu, you can choose products by Peronda to tile the room and other decorative or architectural features to design your envisaged bathroom, kitchen or living room.



3 · DRAW THE ROOM ·

Using the left-hand button of the mouse, drag the walls in the middle of the image to the size of your required room. At the bottom of the image, you will find various different architectural features that can be used in the drawing. You can use the right-hand menu to adjust the size and other details of the selected features.



4 · POSITION THE SELECTED ITEMS ·

Click on the "Position" button at the bottom of the screen to position all the items you selected in step one. In the middle of the screen, one wall at a time will be shown. By clicking on the different parts of the plan in the top left-hand corner of the screen, you can move around the walls and floors of the room. Choose the items from the lower part of the screen and drag them into the drawing, using the left-hand button of the mouse. When you release the button, they will remain in position. When you click on a selected tile model, a tile-laying grid will appear in the drawing. Just keep the left-hand button of the mouse held down and drag the tile across the surface to lay it. When you release the button, the tiles will be laid.



5 · GENERATING AN IMAGE ·

Once all the items have been properly positioned, click on the "Summarize" button in the bottom right-hand corner and the software will show you a 3D render of the room. To receive an e-mail with a photorealistic image of the room, just click on the "pdf" button. Fill in your details and, in a matter of a few seconds, you will receive an e-mail with the photo and full details of the project.



Política medioambiental / ESPAÑOL

PERONDA GROUP S.A. ha asumido el compromiso de establecer, implantar y mantener un sistema de gestión de la calidad de sus actividades basado en la Norma UNE-EN ISO 14001.

En línea con la filosofía medioambiental de la organización, el principal objetivo de este sistema de gestión es el respeto y la protección del medio ambiente, basado en los siguientes principios:

- Compromiso de cumplir con los requisitos legales y los requisitos aplicables.
- Compromiso con la protección del medioambiente, incluida la reducción y/o prevención de la contaminación.
- Fomentar los procesos innovadores y eficientes, con el objetivo de reducir los impactos ambientales asociados, la contaminación a la atmósfera, las emisiones de CO₂ y los residuos generados.
- Compromiso para aumentar la flexibilidad de los procesos de producción y mejorar la productividad mediante el aumento de la calidad de nuestros productos y la eficiencia de nuestros procesos.
- Compromiso con la formación y sensibilización del personal: Proporcionar formación y sensibilización ambiental continuada a todos los empleados de la empresa con el fin de aumentar y mejorar su competencia profesional, su adaptación a los nuevos cambios y procesos innovadores y mejora de la actitud positiva hacia la sostenibilidad.

La dirección de **PERONDA GROUP, S.A.** se compromete a transmitir y hacer cumplir la política ambiental en todos los niveles de las organizaciones y en todas las etapas del proceso de producción.

Environmental policy / ENGLISH

As part of its global mission to reduce pollution, combat global warming and contribute to sustainability, **PERONDA GROUP S.A.** has committed itself to establishing, implementing and maintaining a quality management system for its activities, based on the UNE-EN ISO 14001 standard.

In keeping with the company's environmental philosophy, the main aim of this management system is to care for and protect the environment, based on the following principles:

- To comply with legal requirements and any other applicable ones.
- To protect the environment, including the reduction and/or prevention of pollution.
- To promote innovative efficient processes in order to reduce associated environmental impacts, atmospheric pollution, CO₂ emissions and generated waste.
- To boost the flexibility of production processes and to improve productivity by raising the quality of Peronda's products and the efficiency of its processes.
- Staff training and a raised environmental awareness: To provide ongoing environmental training to all the company staff in order to boost their professional skills, help them to adapt to new changes and innovative processes, and foster a positive attitude to sustainability.

The Management of **PERONDA GROUP, S.A.** undertakes to make the company's environmental policy known and to ensure compliance with it at all levels of its different organizations and in all stages of the production process.

Certificados medioambientales / ESPAÑOL

PERONDA GROUP S.A. con la visión global de reducir la contaminación y el calentamiento global y aumentar la sostenibilidad, ha logrado la certificación GlobalEPD y la ISO 1402 además de la contribución de nuestros productos a la obtención de la certificación LEED.



Las baldosas cerámicas de porcelánico pueden contribuir a conseguir puntos LEED y hacer que un edificio sea más sostenible. La **certificación LEED** (Leadership in Energy and Environmental Design) es un sistema de certificación de edificios sostenibles de carácter voluntario desarrollado en Estados Unidos por el USGBC (US Green Building Council), reconocido internacionalmente y actualmente es el sistema líder en el mundo en la certificación de edificios verdes. Se basa en la concesión de créditos para una serie de requisitos definidos con la finalidad de aumentar la sostenibilidad y la eficiencia energética y medioambiental de las edificaciones. La gama de productos de gres porcelánico y gres porcelánico pulido de PERONDA puede ayudar a la obtención de créditos LEED gracias a que cumplen con los siguientes requisitos:

- **Por contenido en material reciclado.** Debido al alto contenido en material reciclado de nuestros productos (> al 40%) estos contribuyen a la obtención de puntos LEED. Para demostrar el contenido en material reciclado de cada una de nuestras series de porcelánico, la empresa ha tenido que realizar una autodeclaración del contenido en material reciclado mediante las directrices marcadas por la ISO 14021:1999 “Etiquetas Ecológicas y Declaraciones de Producto”. Mediante el citado certificado, se asegura el contenido en material reciclado para dar cumplimiento a este requisito del sistema LEED.
- **Por uso de materiales regionales.** Nuestros productos pueden ayudar a la obtención de puntos LEED en aquellas edificaciones situadas en un radio menor de 800 km de nuestra fábrica de producción.
- **Por uso de materiales de bajas emisiones.** Debido a las altas temperaturas que se alcanzan en el proceso de cocción, nuestros productos no emiten COV's (Compuestos Orgánicos Volátiles) a la atmosfera. Por ello pueden contribuir a la obtención de puntos LEED y a la creación de un ambiente interior lleno de confort y bienestar.
- **Por efecto isla de calor.** Muchos de nuestros productos presentan un Índice de Reflectancia Solar (SRI) igual o superior a 29, contribuyendo a la disminución del “efecto isla de calor” y a la obtención de puntos LEED.
- **Innovación en el diseño.**



La certificación GlobalEPD es un sistema de etiquetado medioambiental tipo DAP (Declaración Ambiental de Producto) que tiene como finalidad aportar información cuantitativa de los impactos ambientales asociados a nuestra gama de productos de gres porcelánico y gres porcelánico pulido a lo largo de todo su ciclo de vida. La información que contiene la GlobalEPD se basa en la evaluación de los impactos medioambientales de nuestros productos desde su origen hasta el final de su vida útil utilizando el método del Análisis del Ciclo de Vida (ACV), metodología que permite tener un conocimiento más completo de nuestra gama de productos.

Por ello, la GlobalEPD es una herramienta que permite a PERONDA dar a conocer el comportamiento medioambiental de la organización y la mejora permanente en materia de medioambiente en el marco de toda la organización. El sistema de certificación DAPCER permite comunicar el interés de la organización por la mejora medioambiental continua y dotar al sector de la construcción de información medioambiental para poder realizar estudios de ACV de edificios mediante una herramienta de selección de productos que faciliten transparencia medioambiental al sector de la construcción. En este sentido, cabe recordar que el nuevo Reglamento Europeo incluye un nuevo requisito básico sobre uso de recursos naturales, recogiendo a las DAP como **herramientas para la evaluación del uso sostenible de los recursos** y el impacto ambiental de las obras de construcción.

Environmental certificates / ENGLISH

As part of its global mission to reduce pollution, combat global warming and contribute to sustainability, **PERONDA GROUP S.A.** has been certified as complying with the ISO 1402 standard and it has been awarded a Global EPD certificate. The company's products can also contribute to the obtainment of LEED points.



Porcelain tiles can contribute to the obtainment of LEED points and help to make a building more sustainable. The **LEED certificate** (Leadership in Energy and Environmental Design) is a voluntary internationally recognized sustainable building certification system developed in the United States by the USGBC (US Green Building Council). It is currently the world's leading green building certification system. It is based on the obtainment of credits for a series of defined requirements, with a view to boosting the environmental sustainability and energy efficiency of buildings. PERONDA's range of porcelain and polished porcelain tiles can contribute to the obtainment of LEED credits because they meet the following requirements:

- **Recycled content.** Due to the high percentage of recycled material in our products (>40%), they contribute to the obtainment of LEED points. To demonstrate the amount of recycled content in each of the company's porcelain tile series, Peronda has issued a self-declared environmental claim specifying the recycled content in accordance with guidelines of the ISO 14021:1999 standard on “Environmental Labels and Declarations – Self-Declared Environmental Claims”. This certifies the amount of recycled content in order to account for compliance with this requirement of the LEED system.
- **Regionally sourced materials.** Our products can contribute to the obtainment of LEED points when they are located in buildings within a radius of less than 800 km of our production centre.
- **Low-emission materials.** Due to the high temperatures that are reached during the firing of our products, they do not release any VOCs (Volatile Organic Compounds) into the atmosphere. This can contribute to the obtainment of LEED points and to the creation of indoor settings that foster a sense of comfort and wellbeing.
- **Heat island reduction.** Many of our products have a Solar Reflectance Index value equal to or higher than 29, helping to reduce the “heat island effect” and contributing to the obtainment of LEED points.
- **Innovation in design.**



Global EPD certification is a labelling system based on environmental product declarations. The certificate provides quantitative information about the environmental impacts associated with our range of porcelain and polished porcelain tile products throughout their entire lifecycle. The information in it is based on an evaluation of the environmental impacts of our products from the cradle through to the grave, at the end of their service life, using a Lifecycle Analysis (LCA)—a method which offers a more comprehensive insight into our range of products.

A Global EPD is therefore a useful tool in allowing PERONDA to make the organization's environmental performance known to others, in addition to ongoing environmental improvements in all walks of the organization. Thanks to the EPD system, Peronda can demonstrate its commitment to continual environmental improvements and it can provide the building sector with environmental data for it to make LCAs of buildings using a product selection tool, thus facilitating environmental transparency for the construction sector. It should be remembered that the new European regulation includes a new basic requirement on the use of natural resources, contemplating EPDs as **tools in the evaluation of sustainable resource use** and the environmental impacts of building projects.

Consejos de colocación, limpieza y mantenimiento / ESPAÑOL

1 · COMPRUEBA EL ALBARÁN Y VERIFICA EL PRODUCTO ·

Revisa que el material recibido se ajusta al pedido de compra realizado. En el exterior de la caja dispones de toda la información relevante para realizar esta comprobación.

2 · PREPARA LOS MATERIALES QUE VAS A NECESITAR ·

Asegúrate de disponer de las herramientas necesarias para realizar la correcta colocación de material. A saber:

Cemento de agarre
Ventosas
Nivel manual tiralíneas y flexómetro
Cuñas de nivelación
Crucetas
Pasta de rejunte
Paleta
Llana dentada de 10mm
Cubo, esponja y fregona
Llana de limpieza
Mazo de goma blanca
Pinza de tracción ajustable

3 · PRIMERO EL REVESTIMIENTO ·

Comenzaremos la colocación del revestimiento para no generar posibles desperfectos al pavimento en su colocación. Para ello respetaremos el espacio necesario para su posterior instalación.

4 · COMPRUEBA LA NIVELACIÓN ·

En caso de observarse pequeños desniveles aconsejamos el uso de mortero de nivelación, también conocido como autonivelante, para asegurar una superficie homogénea, lisa, sólida y compatible con los adhesivos utilizados en la instalación de cerámica. El tipo de autonivelante y el espesor de la capa a utilizar dependerá del uso (interior/exterior), del tránsito previsto y del desnivel a compensar. posibles desperfectos al pavimento en su colocación. Para ello respetaremos el espacio necesario para su posterior instalación.

5 · COMPRUEBA QUE LA SUPERFICIE ESTÉ EXENTA DE POLVO ·

Para una correcta adhesión de la pieza se debe comprobar que la superficie esté limpia de polvo, cal, grasas y humedad.

6 · PLANTEA LA LINEA MAESTRA ·

La línea maestra debe ser paralela al pavimento. Te ayudará a plantear la instalación y a optimizar la cantidad de material cerámico utilizado.

7 · MANIPULA CORRECTAMENTE LAS PIEZAS ·

Ajusta la manipulación al tamaño de la pieza. Los grandes formatos deben ser transportados por dos personas evitando la flexión de la pieza en aquellas piezas de espesor fino. Para ayudar en este proceso puedes ayudarte de ventosas.

8 · SELECCIONA LA DISPOSICION DE LAS PIEZAS ·

En Peronda trabajamos colecciones con gran variedad de gráficas para dotar de la mayor naturalidad a las estancias. Es recomendable plantear las distintas piezas en la superficie antes de aplicar el cemento de agarre para asegurar una estética óptima.

9 · SELECCIONA EL CEMENTO DE AGARRE SIGUIENDO LAS INDICACIONES ·

Es necesario el uso de cemento cola para la correcta colocación de las baldosas. Existen cementos con diferentes propiedades de elasticidad y adherencia que varían en función del material a colocar, del lugar de instalación y de la climatología. Aconsejamos cementos C1 para revestimiento interior de porosa blanca y C2 para revestimiento y pavimento interior y exterior de porcelánico.

10 · EXTIENDE EL CEMENTO DE AGARRE SOBRE LA SUPERFICIE YA NIVELADA ·

Siguiendo la línea maestra debemos extender con ayuda de la llana dentada el cemento de agarre sobre la superficie ya compactada y nivelada.

11 · REPARTE EL CEMENTO SOBRE LA PIEZA CERÁMICA ·

Realizaremos el llamado doble encolado aplicando, además de sobre las paredes y suelo, también sobre la costilla cerámica el cemento cola. Debemos asegurarnos de que la capa de cemento es homogénea en todas las piezas y aplicarla con la llana dentada en dirección perpendicular al lado largo de la pieza.

12 · INSTALA LA PIEZA ·

Siguiendo la línea maestra colocaremos la pieza apoyándonos con la maza de goma, dando ligeros golpes que ayuden a salir las pequeñas bolsas de aire que puedan haber quedado dentro del cemento cola. Debemos respetar una junta mínima de 2mm entre piezas. Para ello nos ayudaremos de crucetas de separación.

13 · SISTEMA DE NIVELACIÓN ·

Recomendamos los sistemas de nivelación de las empresas Raimondi, Peygran o Rubi, entre otras. Todas ellas disponen de un sistema de clips y cuñas aplicadas con pinzas de tracción que asegura la correcta colocación del material.

14 · RESPETA LAS JUNTAS MINIMAS ·

El tamaño de la junta depende de los siguientes usos

	PAVIMENTO INTERIOR	PAVIMENTO EXTERIOR	REVESTIMIENTO INTERIOR	FACHADAS
JUNTA DE COLOCACIÓN	CL >2mm Rectificado >2.5mm no rectificado	>2mm Rectificado >2.5mm no rectificado	>1,5 Rectificado >2.5 No rectificado	>2.5
JUNTA PERIMETRAL	>5mm	>5mm	>5mm	>5mm
JUNTA DE PARTICIÓN	>5mm	>5mm	>5mm	8-10mm
JUNTA ESTRUCTURAL	La misma que la junta estructural de soporte	La misma que la junta estructural de soporte. Incluyendo cordón de poliuretano o perfil de compensación	La misma que la junta estructural de soporte	La misma que la junta estructural de soporte. Incluyendo cordón de poliuretano o perfil de compensación de 6 a 35mm

15 · RESPETA EL TIEMPO DE SECADO ·

Por lo general deberemos dejar un tiempo de secado de 24 horas, aunque para información más específica debemos atenernos a las recomendaciones de tiempo de secado del fabricante del cemento cola utilizado en la instalación.

16 · SELECCIONA EL MATERIAL DE REJUNTE ·

De acuerdo con la UNE EN 13888, Es indispensable adecuar el material de rejunte al tipo de junta y a las condiciones de la superficie. Dividimos entre uso interior y exterior. Se presenta a continuación un cuadro en el que se detalla la tipología de rejunte a utilizar.
CG1 – Rejuntado cementoso normal
CG2 – Rejuntado cementoso mejorado
RG – Resina sintética (epoxi generalmente)

	PAVIMENTO INTERIOR	PAVIMENTO EXTERIOR	REVESTIMIENTO INTERIOR	FACHADAS
JUNTA DE COLOCACIÓN	CG2	CG2 RG para usos alimentarios, sanitarios y de agresividad química	CG1, CG2 RG en zonas húmedas	CG2
JUNTA PERIMETRAL	CG2 MINIMO	MINIMO CG2 RG para usos alimentarios, sanitarios y de agresividad química	CG2 MINIMO	CG2 MINIMO
JUNTA DE PARTICION	CG2 MINIMO	MINIMO CG2 RG para usos alimentarios, sanitarios y de agresividad química	CG2 MINIMO	CG2 MINIMO
JUNTA DE PARTICION	CG2 MINIMO	MINIMO CG2 RG para usos alimentarios, sanitarios y de agresividad química	CG2 MINIMO	CG2 MINIMO

17 · PREPARA Y APLICA EL MATERIAL DE REJUNTE ·

La preparación es similar al cemento cola. Se mezcla con agua a proporciones indicadas por el fabricante. La colocación se realiza en la separación entre piezas utilizando una llana de reguntado. Importante respetar los tiempos de recado recomendados por el fabricante de rejunte.

18 · RETIRA EL MATERIAL SOBRANTE Y LIMPIA LA SUPERFICIE ·

Tras la colocación es esencial una correcta limpieza de sobrantes de rejunte y restos de obra. Es esencial retirarlo antes de que se endurezca. Para ello evitaremos utilizar el producto Fila Deterdek o el producto Fila CR10 en el caso de juntas epoxi. A continuación se recomiendan los productos a utilizar para un correcto mantenimiento de la cerámica instalada.

1 · CHECK THE DELIVERY NOTE AND THE PRODUCTS ·

Make sure that the delivered goods coincide with the order. The outside of the box shows all the information you need to carry out these checks.

2 · PREPARE THE REQUIRED MATERIALS ·

Make sure you have the required tools to lay the tiles. That is:
 Bonding adhesive
 Suction pads
 Spirit level, chalk line reel, tape measure
 Levelling wedges
 Spacers
 Grouting material
 Trowel
 10mm notched trowel
 Bucket, sponge and mop
 Foam-rubber cleaning float
 White rubber mallet
 Adjustable tile levelling pliers

3 · FIRST LAY THE WALL TILES ·

Start by laying the wall tiles to avoid damaging the flooring. Make sure that enough space is left to lay the floor tiles afterwards.

4 · CHECK THAT THE SUBSTRATE IS LEVEL ·

In the event of a slightly uneven substrate, use a self-levelling mortar to create a uniform, flat, solid surface compatible with the bonding adhesive used to lay the tiles. The type of self-levelling mortar and thickness of the layer will depend on its application (indoors/outdoors), the envisaged traffic, and the original unevenness.

5 · CHECK THAT THE SUBSTRATE IS DUST-FREE ·

To ensure a firm bond between the tiles and the substrate, check that the surface is free from dust, plaster or lime, grease and moisture.

6 · MARK A STRAIGHT LINE WITH THE CHALK LINE ·

Mark a straight line with the chalk line parallel to the tiles to be laid. This will act as a reference when the tiles are laid, while also helping to optimize the number of tiles you use.

7 · HANDLE THE TILES PROPERLY ·

How they are handled will depend on the size of the tiles. Large-format tiles should be carried by two people. In the case of slimline materials, do not allow them to sag or bow in the middle. To assist in the process, suction pads can be used.

8 · PLAN THE LAYOUT OF THE TILES ·

Peronda's collections feature a wide variety of different designs to bring greater realism to living spaces. For optimum end results, plan the layout of the tiles by positioning them on the surface to see what they look like before applying the bonding adhesive.

9 · FOLLOW THE INDICATIONS WHEN CHOOSING THE BONDING ADHESIVE ·

The appropriate cement-based adhesive for the tiles must be used, given that there are ones with different elasticities and bonding strengths to suit different types of tiles, the place where they are laid, and the climate. We recommend the use of C1 cement-based adhesives for porous white-body indoor wall tiles and C2 adhesives for indoor and outdoor porcelain wall and floor tiles.

10 · SPREAD THE BONDING ADHESIVE ACROSS THE LEVELLED SUBSTRATE ·

Using a notched trowel, spread the bonding adhesive across the level compact substrate.

11 · SPREAD THE BONDING ADHESIVE ACROSS THE BACK OF THE TILES ·

Use the floating and buttering method—not only applying the adhesive to the wall and floor surfaces but also spreading it across the back of the tiles. Make sure that a uniform layer is applied to all the tiles, using the notched trowel to spread it perpendicular to the long side of the tile.

12 · LAY THE TILES ·

Using the chalk line as a reference, lay the tiles on top of the bed of adhesive and tap them with a rubber mallet to release any tiny air bubbles that might be trapped in the adhesive. Leave a tile joint of at least 2 mm between the tiles, using spacers to maintain the same distance.

13 · LEVELLING SYSTEM ·

When rectified tiles are laid, the Raimondi, Peygran or Rubi levelling systems should be used. This system of clips and tile wedges, fitted with tile levelling pliers, ensures a level tile surface.

Tile-laying tips, cleaning & care / ENGLISH

14 · INSERT THE NECESSARY JOINTS ·

The width of the joints will depend on the following uses:

	INDOOR FLOORING	OUTDOOR FLOORING	INDOOR WALLS	FACADAS
TILE JOINT	CL >2 mm rectified >2.5 mm unrectified	>2 mm rectified >2.5 mm unrectified	>1,5 mm rectified >2.5 mm unrectified	>2.5 mm
PERIMETER JOINT	>5 mm	>5 mm	>5 mm	>5 mm
PARTITION JOINT	>5 mm	>5 mm	>5 mm	8-10 mm
STRUCTURAL JOINT	The same as the structural joint in the substrate	The same as the structural joint in the substrate, including polyurethane beading or a compensation profile	The same as the structural joint in the substrate	The same as the structural joint in the substrate, including 6 to 35mm polyurethane beading or compensation profiles.

	INDOOR FLOORING	OUTDOOR FLOORING	INDOOR WALLS	FACADAS
TILE JOINT	CG2	CG2 RG for food-related and sanitary uses or when subject to aggressive chemicals.	CG1, CG2 RG in wet areas	CG2
PERIMETER JOINT	MINIMUM CG2	MINIMUM CG2 RG for food-related and sanitary uses or when subject to aggressive chemicals	MINIMUM CG2	MINIMUM CG2
PARTITION JOINT	MINIMUM CG2	MINIMUM CG2 RG for food-related and sanitary uses or when subject to aggressive chemicals	MINIMUM CG2	MINIMUM CG2
STRUCTURAL JOINT	MINIMUM CG2	MINIMUM CG2 RG for food-related and sanitary uses or when subject to aggressive chemicals	MINIMUM CG2	MINIMUM CG2

15 · COMPLY WITH THE NECESSARY DRYING TIME ·

Generally speaking, the tiles must be left to dry for about 24 hours, although the recommendations of the manufacturer of the bonding adhesive used to lay the tiles must be followed.

16 · CHOOSE THE RIGHT GROUTING MATERIAL ·

In accordance with the UNE EN 13888 standard, the right type of grouting material for the type of joint and surface conditions (indoors or out) must be used. The table below shows the type of grouting material to use in each case.

CG1 – Normal cementitious grout

CG2 – Improved cementitious grout

RG – Synthetic resin (generally epoxy)

17 · PREPARING & APPLYING THE GROUTING MATERIAL ·

The grouting material is prepared in a similar way to the cement-based adhesive. It is mixed with water, as per the manufacturer's indications. Use a grouting trowel to fill the joints between the tiles. Always comply with the drying times stipulated by the grout manufacturer.

18 · REMOVE ANY SURPLUS GROUT & CLEAN THE SURFACE ·

After grouting the tiles, they must be properly cleaned to remove any surplus grout or other residues. This must be done before the grout sets. In the case of epoxy tile joints, do not use Fila Deterdek or Fila CR10 for this purpose. Shown below are recommended products for cleaning grouted surfaces.



• LIMPIEZA DE REJUNTE •

Una vez rejuntado y justo después de la primera limpieza con esponja húmeda, es posible dejar el material ya completamente limpio, evitando el posterior “empañado”.

Los productos de la marca FILA **INSTANT REMOVER** (para junta cementosa) y **EPOXY PRO** (para junta epoxi) permiten una colocación completa, impecable y conforme a la normativa UNE 138002-2017 en el mismo día del rejuntado.

Las soluciones INSTANT son rápidas, no crean espuma, no necesitan aclarado y no decoloran las juntas.

• LIMPIEZA DE FINAL DE OBRA •

Después de la colocación es fundamental realizar una buena limpieza con el fin de eliminar residuos de junta y en general suciedad de la obra. Para esta operación recomendamos el empleo de un detergente de acción ligeramente ácida que no despidan humos tóxicos y respete las juntas, el material y el usuario, como FILA**DETERDEK**. En el caso de material colocado con junta epoxi o en base resina, se aconseja realizar la limpieza final de obra con un limpiador específico de residuos epoxi, como FILA**CR10**.

• LIMPIEZA DE MANTENIMIENTO •

Para un buen mantenimiento del pavimento se aconseja el empleo de un detergente neutro y con alto poder limpiador como FILA**CLEANER** que no deja residuos ni empañados. En los casos de suciedad intensa e incrustada acumulada en el tiempo, se aconseja consultar el esquema a continuación para encontrar el producto Fila ideal para cada situación.

TIPO DE SUCIEDAD INCRUSTADA	SOLUCIÓN FILA
Residuos de cemento de colocación	DETERDEK
Residuos calcáreos	
Rayas metales, depósitos de óxidos.	CR10
Residuos de junta epoxi	
Vitrificada, resinosa.	
Suciedad orgánica ligera (limpieza diaria)	CLEANER
Suciedad orgánica intensa (comidas, bebidas, grasas, aceites)	PS87
Residuos de detergentes y jabones	
Goma, neumáticos, tintes, rotulador	
Gotas de pintura plástica.	
Pintadas de grafitis	NOPAINT STAR
Spray acrílicos, alquídicos y nitro sintéticos.	ZERO SIL
Residuos de silicona	
Cera de velas, resinas árboles	
Residuos cinta adhesiva	
Residuos de espuma de poliuretano	
Residuos de pegamentos, etc.	



• INSTANT CLEANING OF FRESH INSTALLATION RESIDUES •

Following grouting, and just after initial cleaning with a moist sponge, it is possible to leave the material completely clean, avoiding possible clouding.

INSTANT REMOVER (for cement-based grout) and **EPOXY PRO** (for epoxy grout) help you make installation complete and impeccable, on the day of grouting. INSTANT solutions are fast, they don't create foam, they don't need rinsing, and they do not discolour the joints.

• CLEANING AFTER LAYING •

We suggest a good initial cleaning after the laying on the floor or wall, this is very important for removing residual grouting and the normal dirt coming from the building works.

We suggest the use of a lightly acid product that doesn't emit fumes that are harmful for the user and that can attack joints, such as FILA**DETERDEK**.

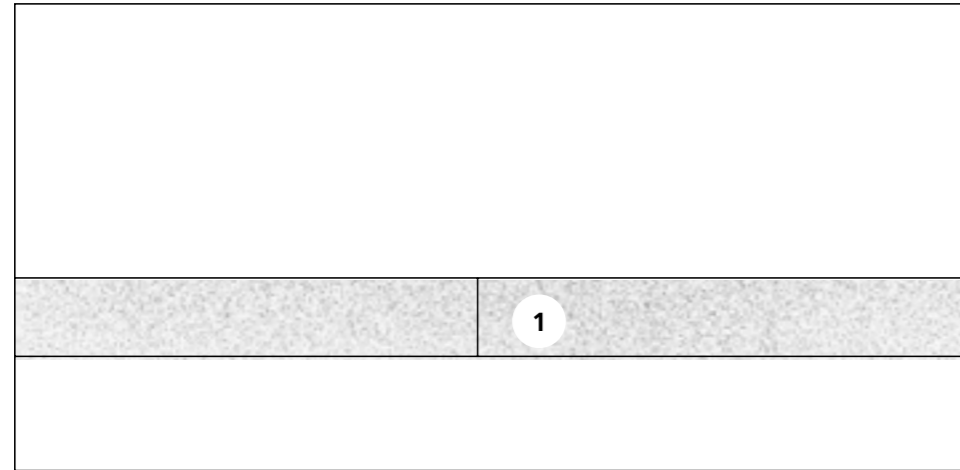
In case of material laid with epoxy or resinous grouting, we recommend to clean after laying with a specific epoxy detergent, such as FILA**CR10**.

• REGULAR MAINTENANCE •

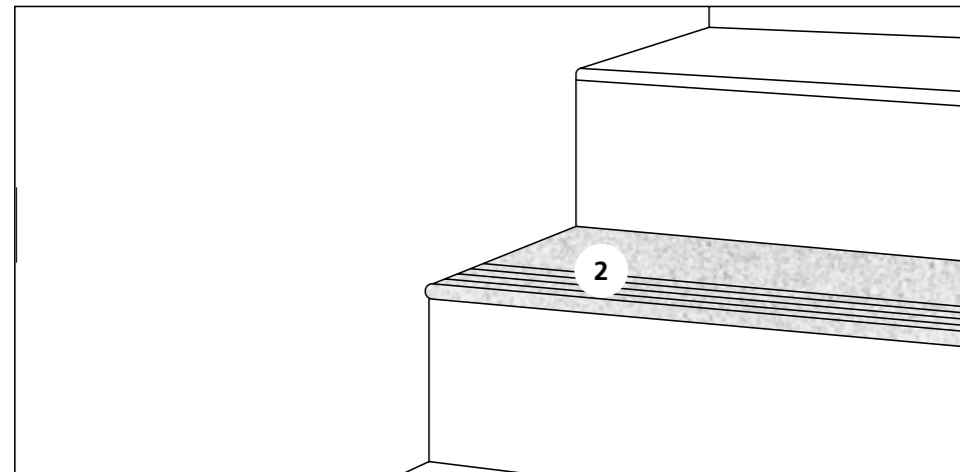
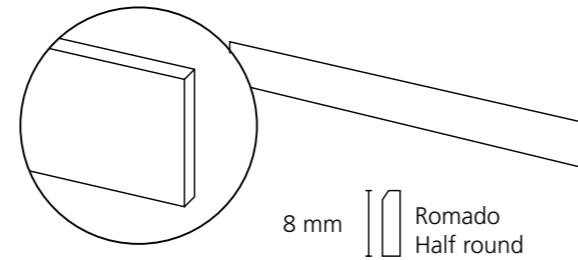
For a good cleaning of the floor we suggest the use of a neutral detergent with a high cleaning power, such as FILA**CLEANER**. In case of strong dirty and encrusted by the time, we recommend to consult the following scheme to find the perfect solution to every situation.

TYPE OF ENCRUSTED DIRT	FILA SOLUTION
Cement-based epoxy residues, saltpetre	DETERDEK
Limescale deposits	
Metal scratches	CR10
Epoxy grout residues	
Light organic dirt (daily)	
Heavy organic dirt	PS87
Grease, oil, soft drinks, food, sauces	
Rubber, tyres	
Dyes, marker, plastic paint	
Residues of detergents, soaps and waxes	NOPAINT STAR
Grafitis	
Acrylic, alkyd, and nitrosynthetic spray	ZERO SIL
Silicone and glue residues	
Zero sil	
Polyurethane foam residues	
Adhesive tape residues, around suckers	
Candle wax, tree resin	

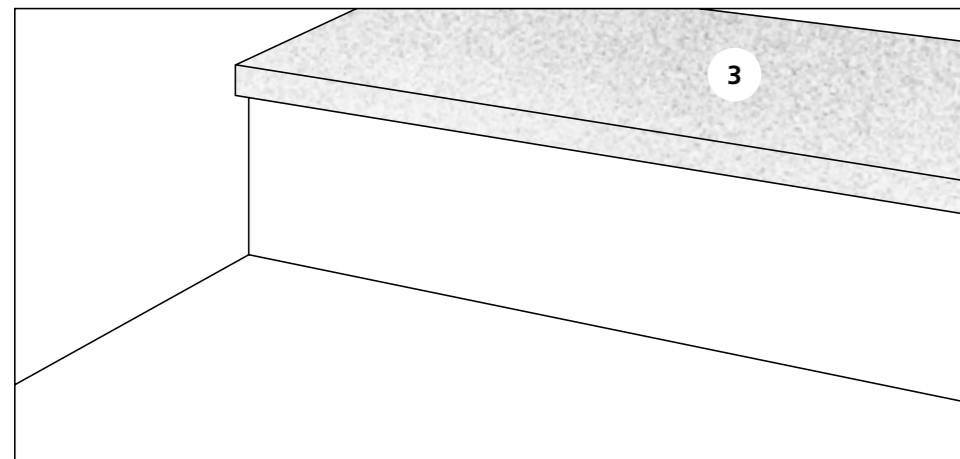
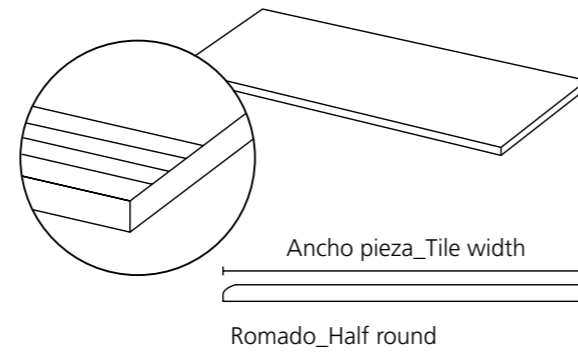
Pieza especial_Special piece / ESPAÑOL_ENGLISH



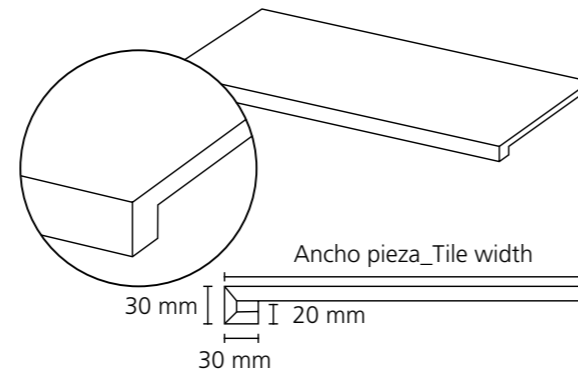
1 · RODAPIÉ · ROUNDED EDGE SKIRTING ·
 8*100 / 8*90 / 8*75,5 / 8*60 / 8*45 / 8*33 /
 3*39" / 3*36" / 3*30" / 3*24" / 3*18" / 3* 13"



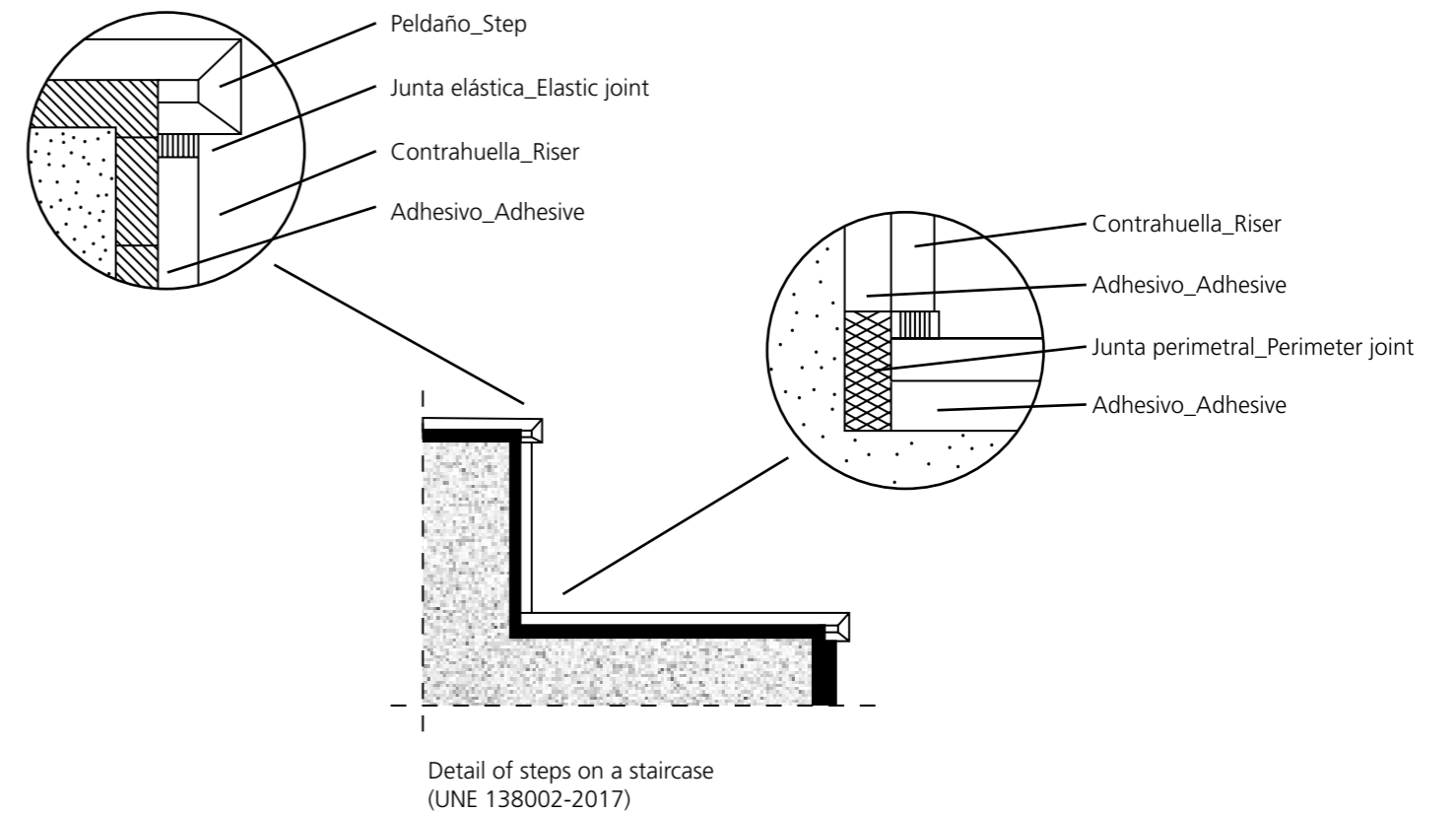
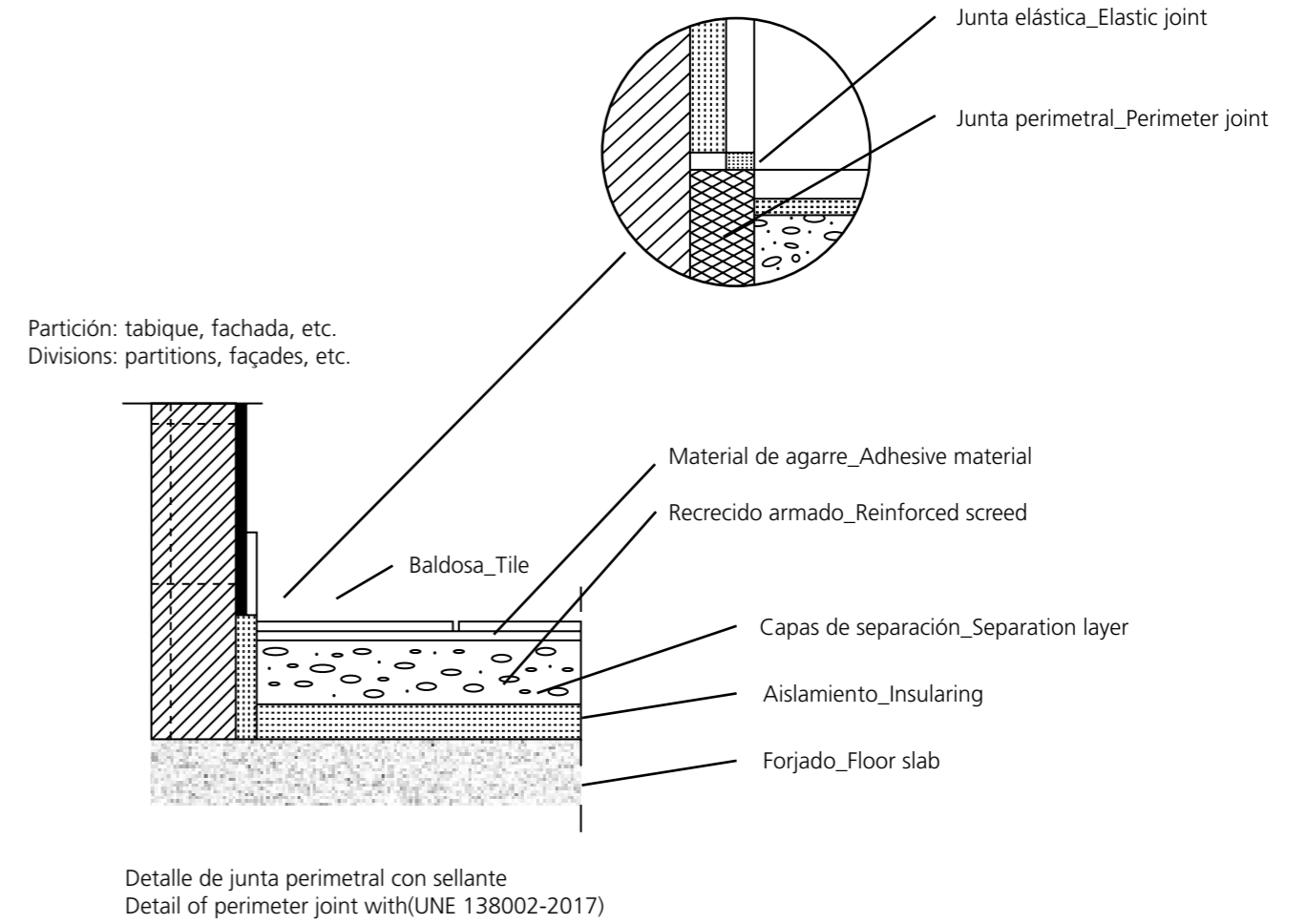
2 · STEP · PELDAÑO SIMPLE ·
 30*100 / 30*90 / 30*75,5 / 30*60 / 30*45 / 30*33
 12*39" / 12*36" / 12*30" / 12*24" / 12*18" / 12*13"



3 · PELDAÑO DOBLE · DOUBLE STEP ·
 30*100 / 30*90 / 30*75,5 / 30*60 / 30*45 / 30*33
 12*39" / 12*36" / 12*30" / 12*24" / 12*18" / 12*13"



Medidas aproximadas, para más información póngase en contacto.
 Approx. dimensions, for more information, contact.



Información técnica / ESPAÑOL

· **NORMAS ISO** ·

Normas de producto acabado ·

Según la norma de especificaciones UNE-EN-14411:2016, nuestros productos pertenecen a los siguientes grupos:

GRES PORCELÁNICO: grupo BIa, baldosas prensadas en seco, con una absorción de agua E≤0.5%.

GRES: grupo BIla, baldosas prensadas en seco, 3<E≤6%.

REVESTIMIENTO: grupo BIII, baldosas en seco, E>10%.

Normas de ensayo

ISO 10545-2: Determinación de las dimensiones

Establece métodos para la determinación de las características dimensionales (longitud, anchura, grosor, rectitud de lados, ortogonalidad y planitud de superficie).

ISO 10545-3: Determinación de la absorción de agua

La absorción de agua es una medida de la mayor o menor porosidad del soporte cerámico. El ensayo determina la cantidad de agua que absorben las piezas, sumergidas en agua a ebullición durante dos horas.

Se expresa en % de agua absorbida respecto a la masa en seco de las piezas.

ISO 10545-4: Determinación de la resistencia a la flexión

Se determina la resistencia a la flexión de una baldosa, aplicando una fuerza en el centro de la cara vista. La fuerza aplicada va en aumento hasta conseguir romper la baldosa. La resistencia a la flexión se expresa en N/mm².

ISO 10545-7: Determinación de la abrasión superficial de las baldosas esmaltadas

Determinación de la resistencia a la abrasión del esmalte de las baldosas, por rotación de una carga abrasiva sobre la superficie y comparación visual de baldosas sometidas y no sometidas al ensayo. La clasificación varía de PEI 1 hasta 5.

Para el uso correcto de un pavimento cerámico, hay que conocer la resistencia al desgaste del mismo. La cual está influeciada, no sólo por sus características, sino también por el lugar donde se va a instalar. La presencia de materiales abrasivos (arena, gravilla, ...), así como los locales con acceso directo desde el exterior, son factores que acortan la duración del pavimento.

Nuestros pavimentos han sido clasificados en cinco grupos, que establecen su resistencia a la abrasión y al desgaste:

PEI 1: Pavimentos sometidos a tráfico ligero, donde se utiliza calzado suave y exento de productos abrasivos. Recomendado en dormitorios y cuartos de baño de viviendas privadas, sin contacto con el exterior.

PEI 2: Pavimentos sometidos a tráfico medio-ligero, donde se utiliza calzado suave. Recomendado en todas las viviendas unifamiliares con excepción de cocinas, entradas, escaleras y terrazas.

PEI 3: Pavimentos sometidos a tráfico medio, donde se utiliza calzado normal. Recomendado en todas las habitaciones de las viviendas privadas y de hoteles, a excepción de las zonas comunes, como escaleras, entradas, etc.

PEI 4: Pavimentos sometidos a tráfico medio-alto. Recomendado en todo tipo de viviendas colectivas y unifamiliares, terrazas, cocinas, despachos y oficinas. No pertenecen a este grupo todos los lugares públicos sometidos a tráfico intenso, como estancos, puestos de periódicos, panaderías, barras de bar, estaciones de transporte público, etc.

PEI 5: Pavimentos adaptados a tráfico muy intenso. Recomendado en centros comerciales, estaciones, aeropuertos, etc.

ISO 10545-9: Resistencia al choque térmico

Determinación de la resistencia al choque térmico de una baldosa entera sometida a diez ciclos de variación de temperatura entre 15°C y 145°C .

EN-101: Dureza superficial

La dureza superficial determina la capacidad de resistencia de la superficie del esmalte al rayado. Las baldosas se clasifican en una escala de 1 a 10 en función de la dureza creciente de los minerales utilizados para rayarla.

La escala de dureza MOHS es la siguiente:

1 talco - 2 yeso - 3 calcita - 4 fluorita - 5 apatito - 6 feldespato - 7 cuarzo - 8 topacio - 9 corindón - 10 diamante.

ISO 10545-11: Determinación de la resistencia al cuarteo

Determinación de la resistencia a la formación de fisuras del esmalte, sometiendo baldosas enteras al vapor, a la presión de 5 Kg/cm² en un autoclave y después examinándolas en busca de fisuras tras la aplicación de un tinte en la cara esmaltada.

ISO 10545-12: Determinación de la resistencia a la helada

Establece un método mediante el cual, se impregnan de agua las baldosas enteras y se someten posteriormente a 100 ciclos de congelación-deshielo, entre + 5°C y - 5°C.

DIN-51130: Determinación del ángulo crítico de deslizamiento. Rampa

Este método también se llama “método de la rampa inclinada”.

Sobre una plataforma, que se puede regular en altura, se colocan las baldosas a ensayar ocupando una superficie total de 100 cm x 50 cm. Seguidamente se aplica uniformemente una capa de aceite sobre dicha superficie y en las suelas de los zapatos del técnico que realizará el ensayo.

La plataforma, sobre la que camina un técnico, incrementa progresivamente el ángulo respecto de la horizontal, hasta que detecta indicios de deslizamiento. Como resultado se obtiene el ángulo máximo que permite una circulación segura sobre el pavimento.

Ángulo	Grupo
6°< a <10º	R9
10°< a <19º	R10
19°< a <27º	R11
27°< a <35º	R12
35°< a	R13

UNE-ENV 12633: Determinación del valor de la resistencia al deslizamiento. Péndulo

El equipo consiste en un péndulo de longitud de brazo 510 mm, que soporta un deslizador de caucho de dimensiones 76x25 mm. La altura del equipo se ajusta para conseguir que el deslizador, mantenga el contacto con la superficie durante un recorrido de 126+1 mm.

La muestra se sumerge en agua durante un mínimo de 30 minutos previamente al ensayo. Cada baldosa se ensaya en dos direcciones opuestas (0º y 180º) estando su superficie saturada de agua destilada.

Rd	Clase
Rd < 15	0
15< Rd <35	1
35< Rd <45	2
Rd>45	3

ISO 10545-13: Determinación de la resistencia química

Dicho ensayo determina, por separado, la resistencia química de las baldosas, a los agentes de limpieza, sales de piscina, ácidos y álcalis. Con la exclusión del ácido fluorhídrico (HF) y sus compuestos.

La clasificación visual para agentes de limpieza y sales para piscina sería:

- A cuando no existe efecto visible (un ligero cambio de color no es considerado como un ataque químico),
- B cuando se modifica el aspecto,
- C cuando existe una desaparición total o parcial de la superficie original.

La clasificación visual para ácidos y álcalis varía, desde LA, LB y LC, en función de la resistencia química.

ISO 10545-14: Determinación de la resistencia a las manchas

Determinación de la resistencia a la mancha, manteniendo la cara vista en contacto con diversas soluciones de ensayo, durante 24 horas. Transcurridas las mismas, se limpia la superficie de las baldosas con diferentes agentes de limpieza. Y finalmente, se examinan para detectar cambios irreversibles de aspecto. La clasificación varía de 5 a 1. Siendo el 5, cuando las baldosas se limpian fácilmente y el 1, cuando es imposible limpiar la superficie.

Clasificación según el nivel de radioactividad: Clase A (norma GB 6566)

Technical information / ENGLISH

· **ISO NORMS** ·

Finished product standards ·

According to the UNE-EN-14411:2016 specifications standard, our products belong to the following groups:

PORCELAIN TILES: Group BIa, dry-pressed tiles, with a rate of water absorption E≤0.5%.

FLOOR TILES: Group BIla, dry-pressed tiles, 3<E≤6%.

WALL TILES: Group BIII, dry-pressed tiles, E>10%.

Test standards

ISO 10545-2: Determination of dimensions

Sets forth the methods for determining dimensional characteristics (length, width, thickness, straightness of sides, rectangularity and surface planarity).

ISO 10545-3: Determination of water absorption

Water absorption is a measure of the greater or lesser rate of porosity of the tile body. The test determines the amount absorbed by pieces, after being submerged in boiling water for two hours.

The rate of water absorption is expressed as a % with respect to the dry mass of pieces.

ISO 10545-4: Determination of bending strength

A tile's bending strength is determined by applying a force on the middle of the top side of the piece. The force applied is increased until the tile breaks. Bending strength is expressed in N/mm².

ISO 10545-7: Determination of the surface abrasion resistance of glazed tiles

The resistance of the glazed layer of tiles to abrasion is determined by applying a rotating abrasive load on the tile surface and visually inspecting pieces that have undergone testing against those that have not. Classification ranges from PEI 1 to 5. In order to determine the suitability of ceramic floor tiles, their wear resistance must be known. This is influenced by not only the characteristics of tiles, but also by the place where they will be installed. The presence of abrasive materials (sand, gravel, etc.) and locations in areas with direct outdoor access are factors which shorten the lifespan of floor tiles.

Our floor tiles have been classified into five groups, which determine their resistance to abrasion and wear:

PEI 1: Floor tiles exposed to light traffic, on which soft-soled footwear is used, free from abrasive products Recommended in bedrooms and bathrooms in private homes, with no direct outside entry.

PEI 2: Floor tiles exposed to average to light traffic, on which soft-soled footwear is used. Recommended for all rooms in single-family homes except kitchens, entranceways, stairways and terraces.

PEI 3: Floor tiles exposed to average traffic, on which normal footwear is used. Recommended for all rooms in private homes and hotels, except for common areas such as stairways, entrances, etc.

PEI 4: Floor tiles exposed to average to heavy traffic. Recommended for all types of single-family homes and multiunit dwellings, terraces, kitchens, business premises and offices. Not belonging to this group are all public places exposed to intense traffic such as tobacconists’, news stands, bakeries, bar areas, public transport stations, etc.

PEI 5: Floor tiles adapted to highly intense traffic. Recommended in shopping centres, train/bus stations, airports, etc.

ISO 10545-9: Determination of resistance to thermal shock

Determination of the resistance to thermal shock by cycling complete sample tiles ten times between 15°C and 145°C.

EN-101: Surface hardness

Surface hardness determines the capacity of resistance of the glazed surface to scratching. Tiles are classified on a scale of 1 to 10 based on the increasing hardness of the minerals used to scratch their surface.

The MOHS hardness scale is as follows:

1 talc - 2 gypsum - 3 calcite - 4 fluorite - 5 apatite - 6 feldspar - 7 quartz - 8 topaz - 9 corundum - 10 diamond.

ISO 10545-11: Determination of crazing resistance

Determination of the resistance to the formation of fissures in the glazed layer by subjecting whole tiles to steam at a pressure of 5 Kg/cm² in an autoclave, after which a dye is applied to the glazed layer and tiles are examined to detect possible fissures.

ISO 10545-12: Frost resistance

This establishes a method whereby whole tiles are soaked in water and then undergo 100 freezing-thaw cycles, between + 5°C and - 5°C.

DIN-51130: Determination of the critical slippage angle. Ramp

This method is called “sloping ramp method”, too.

The tiles to be test must be installed on a platform that you could adjust the high, taking a total room of 100 cm. x 50 cm. Inmediately after, a coat of oil is applied on the surface and on the soles of the technician, who will make the test. The technician walks on the platform, which will increase the angle from the horizontal gradually. Until, the slippery signs will be detected by the technician.

As a result of this test, we get the maximum angle to permit a safe traffic on the tile. Angle Group.

Angle	Group
6°< a <10º	R9
10°< a <19º	R10
19°< a <27º	R11
27°< a <35º	R12
35°< a	R13

UNE-ENV 12633: Determination of slip resistance rating. Pendulum

The equipment consists of a pendulum whose arm measures 510 mm., to which a 76x25 mm. rubber slider is attached. Pendulum height is adjusted so that the slider remains in contact with the surface for a run of 126 mm. +/- 1 mm.

The sample is submerged in water for a minimum of 30 minutes prior to testing.

Each tile is tested in two opposite directions (0º and 180º), with the tile surface being

Rd	Class
Rd < 15	0
15< Rd <35	1
35< Rd <45	2
Rd>45	3

ISO 10545-13: Determination of chemical resistance

This test determines the chemical resistance of tiles to cleaning agents, swimming pool additives, acids and alkalis, except for hydrofluoric acid (HF) and its compounds.

The visual classification for cleaning agents and swimming pool additives is as follows:

- A when there is no visible effect (a slight change in colour is not considered as a chemical attack).
 - B when appearance is modified.
 - C when there is a partial or complete alteration of the original surface.
- The visual classification for acids and alkalis goes from LA, LB to LC, depending on the degree of chemical resistance.

ISO 10545-14: Determination of resistance to stains

Determination of resistance to stains by maintaining the tile face in contact with different test solutions during 24 hours. Once such time has passed, tile surface is cleaned with different cleaning agents. Finally, tiles are examined in order to determine irreversible changes in aspect. The classification rate varies from 5 to 1. Number 5 is achieved when tiles can be easily cleaned and number 1 corresponds to those tiles, whose surface is almost impossible to be cleaned.

Clasification according the radioactive level: Class A (norm GB 6566)

Información técnica _ Technical information / ESPAÑOL_ENGLISH

UNE-EN.14411:2016. Norma / Norm		Gres porcelánico / Porcelain tiles			Pavimento de gres / Single fired floor tiles			Revestimiento / Wall tiles			
		ANEXO / ANNEX G			ANEXO / ANNEX I			ANEXO / ANNEX K			
UNE-EN-ISO 10545		GRUPO / GROUP BIIa			GRUPO / GROUP BIIa			GRUPO / GROUP BIII			
		7 ≤N<15 cm	N≥15 cm		7 ≤N<15 cm	N≥15 cm		7≤N<15 cm	N≥15 cm		
-2	Longitud y anchura / Length and width	± 0,9 mm	± 0,6 %	± 2,0 mm	± 0,9 mm	± 0,9 %	± 2,0 mm	± 0,75%	± 0,50%	± 2,0 cm	
	Espesor / thickness	Valor declarado / Declared value			Valor declarado / Declared value			Valor declarado / Declared value			
		Desviación W / Deviation W	± 0,5mm	± 5%	± 0,5 mm	± 0,5 mm	± 5%	± 0,5mm	± 0,5%	± 10%	± 0,5 mm
	Rectitud de lados / Straightness of sides	± 0,75 mm	± 0,5 %	± 1,5 mm	± 0,75 mm	± 0,5 %	± 1,5 mm	± 0,5 %	± 0,3 %	± 1,5 mm	
	Ortogonalidad / Rectangularity	±0,75 mm	± 0,5 %	± 2,0 mm	± 0,75 mm	± 0,5 %	± 2,0 mm	± 0,75 %	± 0,5 %	± 2,0 mm	
	Curvatura / Curvature	Central / Centre	± 0,75 mm	± 0,5 %	± 2,0 mm	± 0,75 mm	± 0,5 %	± 2,0 mm	+ 0,75/-0,5 %	+0,5/-0,3 %	+2,0/-1,5 mm
		Lateral / Edge	± 0,75 mm	± 0,5 %	± 2,0 mm	± 0,75 mm	± 0,5 %	± 2,0 mm	+ 0,75/-0,5 %	+0,5/-0,3 %	+2,0/-1,5 mm
Alabeo / Warpage		±0,75 mm	± 0,5 %	± 2,0 mm	± 0,75 mm	± 0,5 %	± 2,0 mm	± 0,75 %	± 0,5 %	± 2,0 mm	
Aspecto superficial / Surface quality	95%			95%			95%				
-3	Absorción de agua / Water absorption	≤ 0,5 %			3 < E ≤ 6 %			E > 10 % (Si E >20 % indicar fabricante) (If E >20 % indicate manufacturer)			
-4	Fuerza de rotura en N / Breaking strength, in N	e ≥ 7,5 mm	≥ 1300 N			≥ 1000 N			≥ 600 N		
		e < 7,5 mm	≥ 700 N			≥ 600 N			≥ 200 N		
	Resistencia a la flexión N/mm2 / Modulus of rupture, in N/mm2	Media / Average ≥ 35			Media / Average ≥ 22			Media / Average ≥ 12 (Si e ≥ 7,5mm) Media / Average ≥ 15 (Si e < 7,5mm)			
-7	Resistencia a la abrasión superficial / Resistance to surface abrasion	Declarar clase y nº revoluciones / Report abrasion class and cycles passed			Declarar clase y nº revoluciones / Report abrasion class and cycles passed			No aplica / No apply			
-9	Resistencia al choque térmico / Thermal shock resistance	Cumple / Pass			Cumple / Pass			Cumple / Pass			
-11	Resistencia al cuarteo / Crazeing resistance	Cumple / Pass			Cumple / Pass			Cumple / Pass			
-12	Resistencia a la helada / Frost resistance	Cumple / Pass			Cumple / Pass			No aplica / No apply			
-13	Resistencia a ácidos y bases / Resistance to acids and alkalis	Baja concentración / Low concentration	Valor declarado / Declared value			Valor declarado / Declared value			Valor declarado / Declared value		
		Alta concentración / High concentration	Valor declarado / Declared value			Valor declarado / Declared value			Valor declarado / Declared value		
	Productos domésticos y sales para piscinas / Household chemicals and swimming pool salts	mín B			mín B			mín B			
-14	Resistencia a las manchas / Resistance to stains	Mínimo clase / Minium class 3			Mínimo clase / Minium class 3			Mínimo clase / Minium class 3			
EN-101	Dureza Mohs / Hardness (Mohs scale)	Valor declarado / Declared value			Valor declarado / Declared value			Valor declarado / Declared value			
	Resistencia al deslizamiento / Slip resistance	Cuando se exija / When required			Cuando se exija / When required			No aplica / No apply			

Iconografía _ iconography / ESPAÑOL_ENGLISH

	Polivalente	Versatile	Polyvalent	Multifunktional	Настенно - напольная
	Varias gráficas	Various graphics	Plusieurs dessins	Verschiedene Grafiken	несколько видов графики
	Antihielo	Frost proof	Résistant au glace	Frostsicher	морозостойкость
	Junta 0,5 - 1,5 mm	Joint 0,5-1,5 mm	Joint 0,5-1,5 mm	Fugenbreite 0,5-1,5 mm	шов от 0,5 до 1,5 мм
	Mate	Matte	Mat	Matt	матовая
	Brillo	Gloss	Brillant	Glänzend	глянец
	Varios moldes	Various moulds	Differents moules	Verschiedene Formen	для создания неповторяемого рельефа используется несколько прессовочных форм
	Destono	Different shades	Nuances diferentes	Farbverlauf	многоцветная
	Variación en tonalidad uniforme	Uniform shade	Variation de tons uniforme	Einheitliche Farbtonunterschiede	Общая вариация по тональности
	Variación en tonalidad ligera	Slight shade variation	Variation de tons légère	Leichte Farbtonunterschiede	Легкая вариация по тональности
	Variación en tonalidad media	Medium shade variation	Variation de tons moyenne	Mittlere Farbtonunterschiede	Средняя вариация по тональности
	Variación en tonalidad pronunciada	Pronounced shade variation	Variation de tons prononcée	Starke Farbtonunterschiede	Сильная вариация по тональности
	Pavimento	Floor tiles	Carrelage sol	Bodenfliesen	только напольная
	Revestimiento	Wall tiles	Revêtement	Wandfliesen	только настенная
	Malla	Mesh	Maille	Auf Netz	декоративный элемент на сетке
	Decorados producidos artesanalmente, por lo que pueden tener pequeñas variaciones en gráfica, tonos y calibres	Handmade decors. That is why there may appear some shade and calibre variations	Decors fabriqués de façon artisanal et pour ça ils peuvent avoir petites differences de dessin, nuance et mesure	Handgefertigte Dekorationen, mit möglichen Abweichung in Farbe, Form und Grösse	декоративные элементы произведенные кустарным способом, по этому они могут немного отличаться графикой, тоном и калибром
	Decoración aplicada sin cocción	Decoration applied without a firing process	Décoration appliquée sans cuisson	Dekoration ohne brand	Декоративное покрытие без обжига
	Decorados y bases producidos con metales preciosos y/o esmaltes reactivos. Limpiar con productos de PH neutros y sin abrasivos	Decors produced with precious metals and/or reactive glazes. That is why they have to be cleaned with neutral and non-abrasive products	Decors fabriqués avec métaux précieux et/ou émaux réactifs. Netoyer avec produits neutres et sans abrasifs	Dekorationen mit Metallanteilen. Achtung, nicht mit säurehaltigen Reinigern pflegen	декоративные элементы произведенные с нанесением ценных металлов и реактивных эмалей на поверхность декоров. Подлежат чистке только при помощи нейтральных чистящих средств, которые не содержат абразивных микрочастиц
	Vidrio	Glass	Verre	Glas	Стекло
	Resina	Resin	Résine	Harz	Искусственный камень
	Metal	Metal	Métal	Metall	Металл
	Piedra Natural	Natural Stone	Pierre naturelle	Naturstein	Натуральный камень

peronda

Debido a los procesos de impresión, los colores que aparecen en este catálogo deben considerarse aproximados, y no exactos. **All colours and hues appearing in this catalogue should be considered approximate, only in view of the printing processes involved.**

Los derechos de todos los contenidos (textos, fotografías, dibujos, diseños etc) del presente catálogo son propiedad de PERONDA GROUP S.A (o en su defecto, cuentan con los correspondientes permisos y autorizaciones de sus titulares). No está permitida la reproducción total o parcial de esta publicación, ni su tratamiento informático, ni la transmisión de ninguna forma o por cualquier medio, ya sea electrónico, mecánico, por fotocopia, por registro u otros medios, sin el permiso previo y por escrito de los titulares del copyright. **The rights of all contents (texts, photographs, drawings, designs, etc.) of this catalogue remain the property of PERONDA GROUP, S.A (or, failing that, they have the corresponding permissions and authorizations of the owners). No part of this publication may be reproduced, stored in a retrieval system, or transmitted in any form or by any means, electronic, mechanical, photocopying, recording or otherwise, without the prior written permission of the copyright holders.**

peronda.com

